

SensorSwitch™ Application Solution Guide

Standalone Wired and Wireless
Lighting Control Solutions



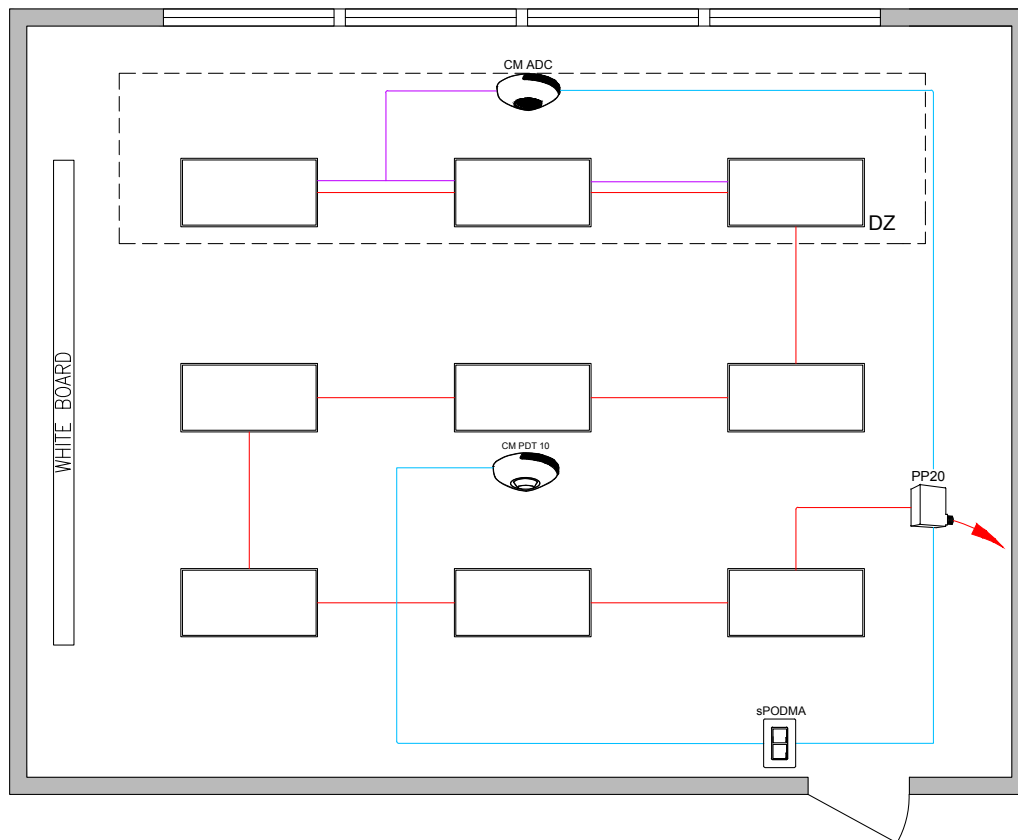
/ TABLE OF CONTENTS

- 03 Classroom - Wired With Ceiling Mount Sensor
- 04 Classroom - With Wireless Embedded Controls
- 05 Conference Room - Wired With Ceiling Mount Sensor
- 06 Conference Room - With Wireless Embedded Controls
- 07 Open Office - Wired With Ceiling Mount Sensors
- 08 Private Office - With Wireless Embedded Controls
- 09 Warehouse - With Wired Embedded Controls
- 10 Warehouse - With Wireless Embedded Controls
- 11 Restroom - Wired







Classroom: Wired with Ceiling Mount Sensor

SensorSwitch lighting controls are ideal for classrooms. Adding ceiling mounted occupancy sensors with passive dual technology (PDT) allows the sensors to detect both movement and sound to determine if the space is occupied. Including a dimming photocell and relay module offers occupants flexibility in determining the light levels in the space. Replacing the standard toggle switch with a simple on/off wall switch adds a lighting control solution to a classroom environment that is easy to use and install.

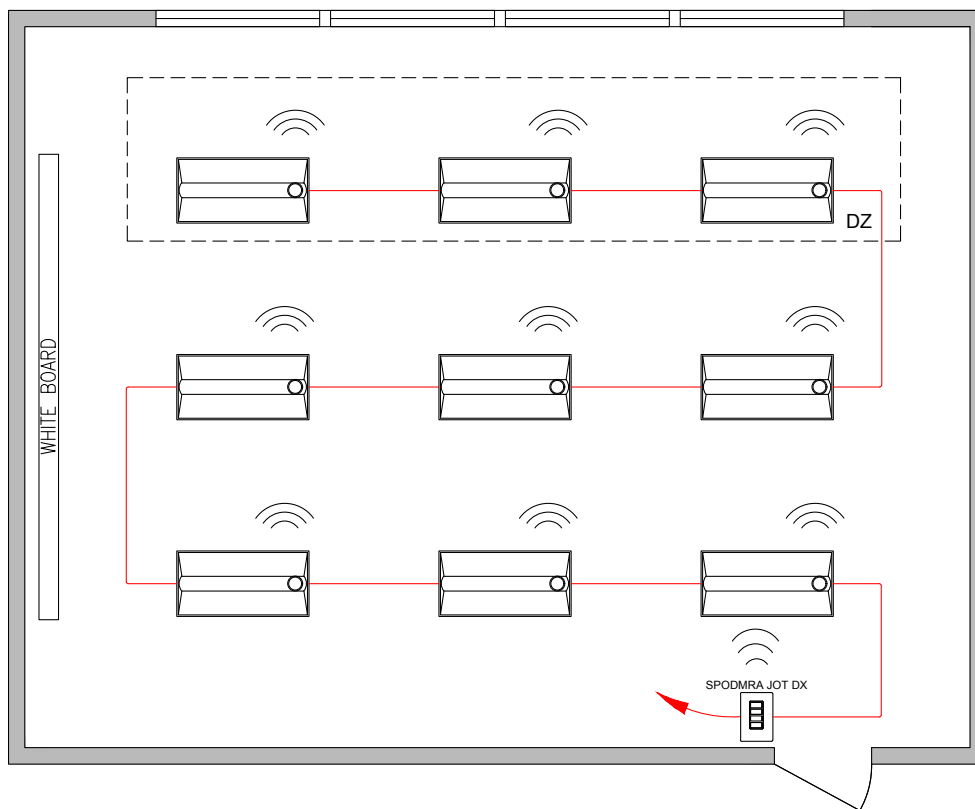


Stock the following SensorSwitch products for a simple classroom lighting control solution.

BILL OF MATERIAL			DIAGRAM LEGEND	
QTY	PRODUCT #	DESCRIPTION		
1	PP20	RELAY MODULE		0-10 VDC DIMMING WIRES
1	SPODMA	ON/OFF WALL SWITCH		CLASS 2 LOW VOLTAGE
1	CM PDT 10	DUAL TECHNOLOGY CEILING MOUNT OCCUPANCY SENSOR		LINE VOLTAGE WIRES
1	CM ADC	AUTO DIMMING PHOTOCELL		LINE FEED

Classroom: With Wireless Embedded Controls

The SensorSwitch Just One Touch (JOT) wireless lighting control solution is ideal for classrooms and is easy to install and pair. Absolutely no 0-10V dimming wires or communication wires are needed, allowing for fast installation right out of the box. No mobile app is required to install and pair the SensorSwitch JOT system, but advanced features can be programmed through a user-friendly and free mobile app.

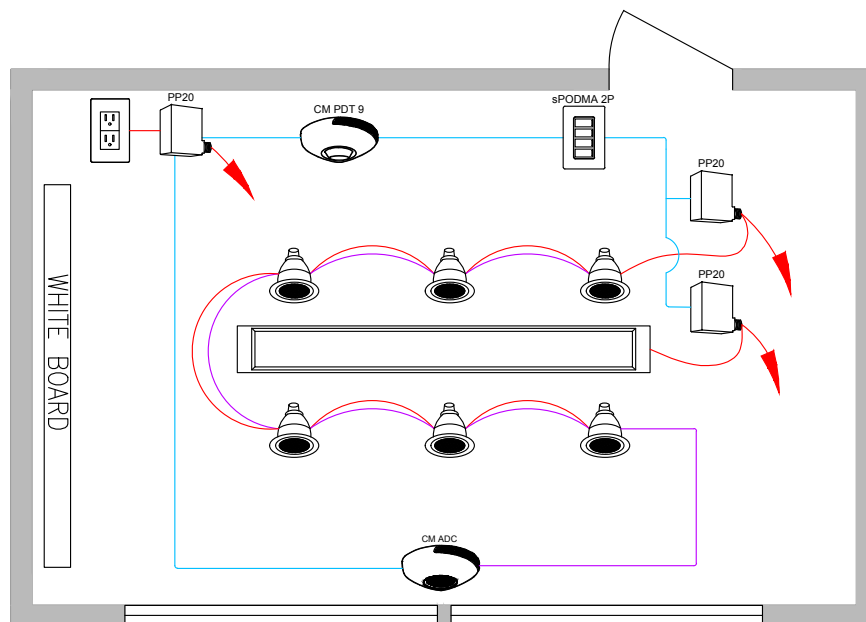


BILL OF MATERIAL			DIAGRAM LEGEND	
QTY	PRODUCT #	DESCRIPTION	—	→
9	SEE NOTE	LITHONIA LIGHTING TROFFERS WITH WIRELESS EMBEDDED CONTROLS FROM SENSORSWITCH	LINE VOLTAGE WIRES	LINE FEED
1	SPODMRA JOT DX	SENSORSWITCH JOT ON/OFF		





Contact your local lighting Agent or visit www.sensorswitch.com/jot for more information about luminaires available with wireless standalone embedded controls from SensorSwitch.

Conference Room: Wired with Ceiling Mount Sensor

Installing SensorSwitch controls in a conference room can significantly enhance the occupant experience. Adding a ceiling mounted occupancy sensor with passive dual technology (PDT) allows the sensor to detect both movement and sound to determine if the space is occupied. Including a dimming photocell and relay module offers occupants flexibility in determining the light levels in the space. Replacing the standard light switch with an on/off wall switch completes the solution.

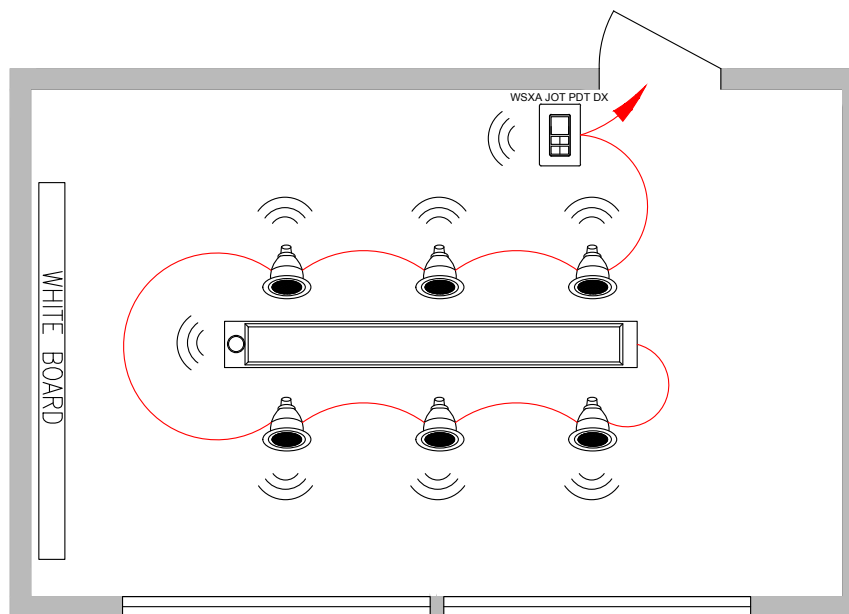




Stock the following SensorSwitch products for a conference room lighting control solution.

BILL OF MATERIAL			DIAGRAM LEGEND	
QTY	PRODUCT #	DESCRIPTION		0-10 VDC DIMMING WIRES
3	PP20	RELAY MODULE		CLASS 2 LOW VOLTAGE
1	SPODMA 2P	2 POLE ON/OFF WALL SWITCH		LINE VOLTAGE WIRES
1	CM PDT 9	DUAL TECHNOLOGY CEILING MOUNT OCCUPANCY SENSOR		LINE FEED
1	CM ADC	AUTO DIMMING PHOTOCELL		

Conference Room: With Wireless Embedded Controls

The SensorSwitch JOT wireless lighting control solution is ideal for conference rooms and is easy to install and pair. Absolutely no 0-10V dimming wires or communication wires are needed, allowing for fast installation right out of the box. No mobile app is required to install and pair the SensorSwitch JOT system, but advanced features can be programmed through a user-friendly and free mobile app.

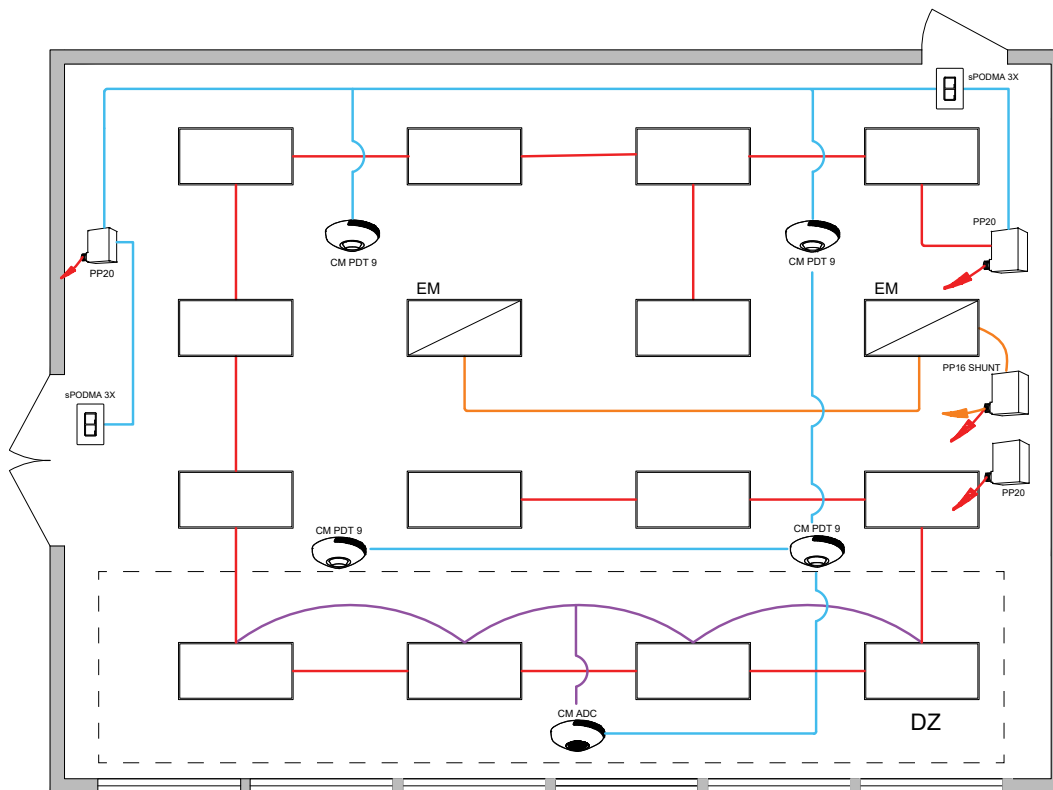


BILL OF MATERIAL			DIAGRAM LEGEND
QTY	PRODUCT #	DESCRIPTION	
1	SEE NOTE	LITHONIA LIGHTING LINEAR WITH WIRELESS STANDALONE EMBEDDED CONTROLS FROM SENSORSWITCH	 LINE VOLTAGE WIRES  LINE FEED
6	SEE NOTE	LITHONIA LIGHTING DOWNLIGHTS WITH WIRELESS STANDALONE EMBEDDED CONTROLS FROM SENSORSWITCH	
1	WSXA JOT PDT DX	SENSORSWITCH JOT WALL SWITCH WITH OCCUPANCY SENSOR AND DIMMING	

Contact your local lighting Agent or visit www.sensorswitch.com/jot for more information about luminaires available with wireless standalone embedded controls from SensorSwitch.

Open Office: Wired with Ceiling Mount Sensors

Installing SensorSwitch controls in an open office can result in increased occupant comfort and energy savings. Ceiling mounted occupancy sensors with passive dual technology (PDT) allow the sensors to detect both movement and sound to determine if the space is occupied. Emergency relay packs control lighting loads during normal power interruptions, allowing for emergency power use. Wall switches allow the occupants to easily control and operate fixture settings from any entry location.

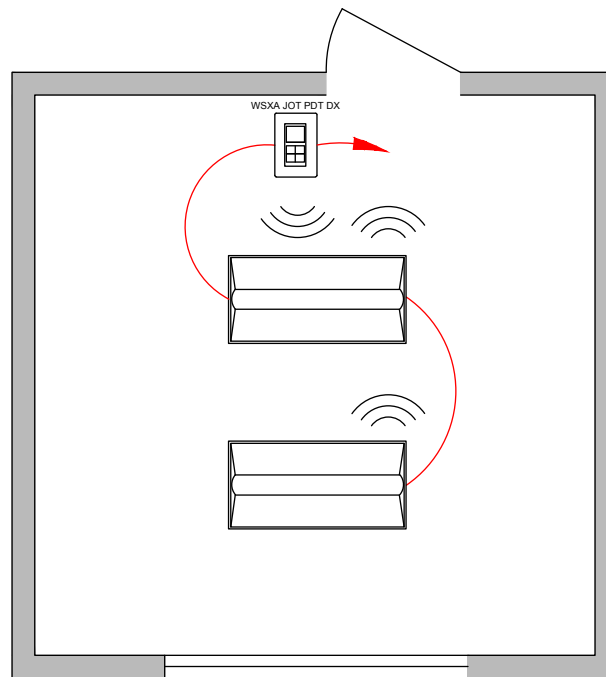


Stock the following SensorSwitch products to offer a lighting control solution for an open office.



BILL OF MATERIAL			DIAGRAM LEGEND	
QTY	PRODUCT #	DESCRIPTION		
3	PP20	RELAY MODULE		0-10 VDC DIMMING WIRES
1	PP16 SHUNT	EM SHUNT RELAY PACK		CLASS 2 LOW VOLTAGE WIRES
2	SPODMA 3X	ON/OFF 3-WAY SWITCH		LINE VOLTAGE WIRES
4	CM PDT 9	DUAL TECHNOLOGY CEILING MOUNT OCCUPANCY SENSOR		LINE FEED
1	CM ADC	AUTO DIMMING PHOTOCELL		

Private Office: With Wireless Embedded Controls

The SensorSwitch JOT wireless lighting control solution is ideal for private offices and is easy to install and pair. Absolutely no 0-10V dimming wires or communication wires are needed, allowing for fast installation right out of the box. No mobile app is required to install and pair the SensorSwitch JOT system, but advanced features can be programmed through a user-friendly and free mobile app.



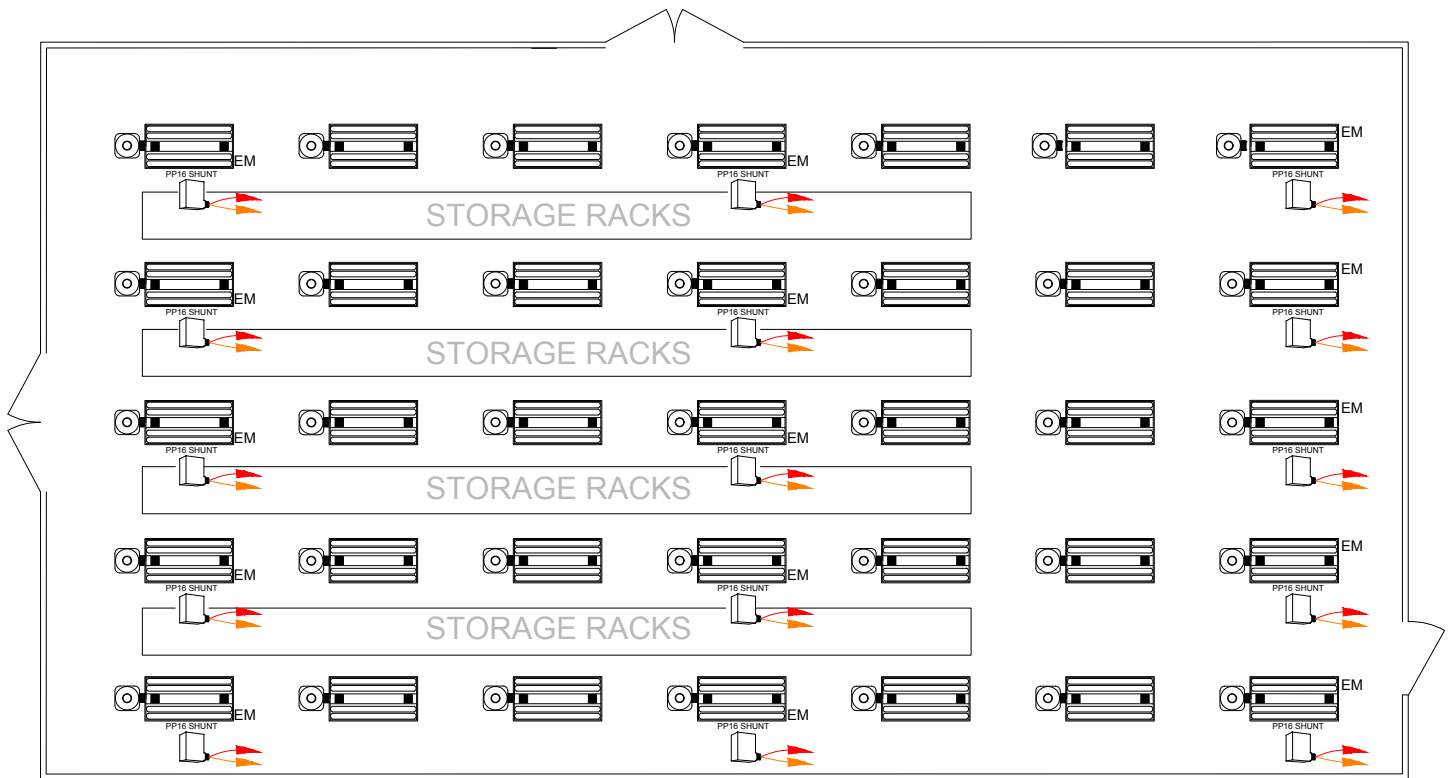
BILL OF MATERIAL		
QTY	PRODUCT #	DESCRIPTION
2	SEE NOTE	LITHONIA LIGHTING TROFFERS WITH WIRELESS STANDALONE EMBEDDED CONTROLS FROM SENSORSWITCH
1	WSXA JOT PDT DX	SENSORSWITCH JOT WALL SWITCH WITH OCCUPANCY SENSOR AND DIMMING

DIAGRAM LEGEND	
	LINE VOLTAGE WIRES
	LINE FEED





Contact your local lighting Agent or visit www.sensorswitch.com/jot for more information about luminaires available with wireless standalone embedded controls from SensorSwitch.

Warehouse: With Wired Embedded Controls

Luminaires with standalone embedded controls from SensorSwitch can simplify design and installation, eliminate the need for ceiling mount sensors. This provides precise sensor coverage in the space, which can result in increased energy savings. In addition, this allows the flexibility to quickly update sensor settings depending on the specific needs of the area.



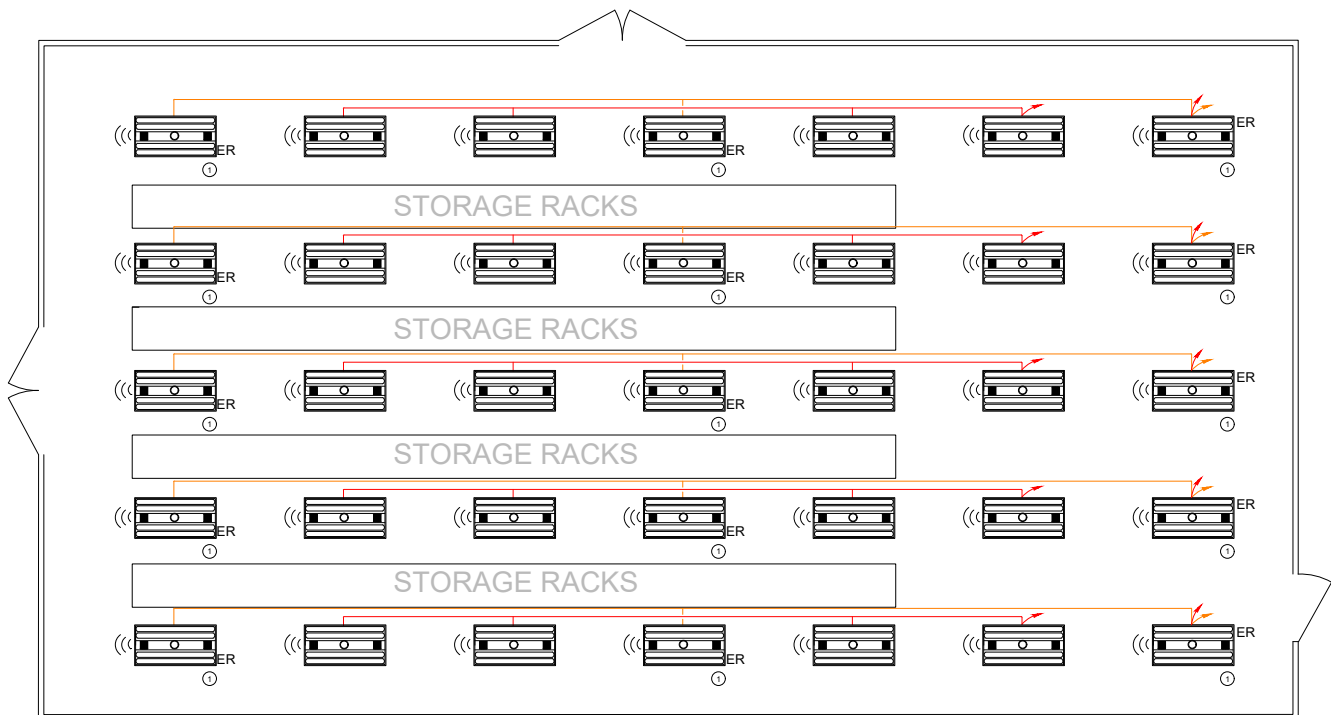
BILL OF MATERIAL		
QTY	PRODUCT #	DESCRIPTION
15	PP16 SHUNT	EM SHUNT RELAY PACK
35	SEE NOTE	LITHONIA LIGHTING HIGH BAYS WITH STANDALONE EMBEDDED CONTROLS FROM SENSORSWITCH

DIAGRAM LEGEND	
	LINE VOLTAGE WIRES
	EM LINE FEED
	EM LINE VOLTAGE WIRES
	LINE FEED

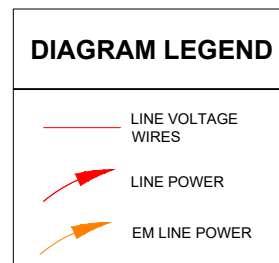
Contact your local lighting Agent or visit www.sensorswitch.com for more information about luminaires available with wireless standalone embedded controls from SensorSwitch.

Warehouse: With Wireless Embedded Controls

Luminaires with wireless standalone embedded controls from SensorSwitch can simplify design and installation, eliminate the need for ceiling mount sensors. This provides precise sensor coverage in the space, which can result in increased energy savings. In addition, this allows the flexibility to quickly update sensor settings depending on the specific needs of the area. Designed for industrial applications, the embedded Haleon BTP series occupancy sensor with dimming photocell can be from the floor using Bluetooth® wireless communication with the VLP mobile app.



BILL OF MATERIAL		
QTY	PRODUCT #	DESCRIPTION
20	SEE NOTE	LITHONIA LIGHTING HIGH BAYS WITH WIRELESS STANDALONE EMBEDDED CONTROLS FROM SENSORSWITCH - HALEON BTP
15	SEE NOTE	LITHONIA LIGHTING HIGH BAYS, WITH EMERGENCY OPTION*, WITH WIRELESS STANDALONE EMBEDDED CONTROLS FROM SENSORSWITCH - HALEON BTP



*includes emergency option. For a battery backup option, a dedicated ER circuit is not necessary.

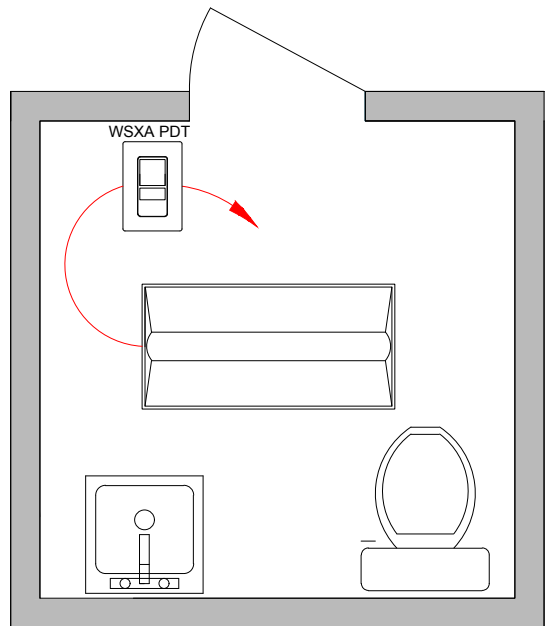
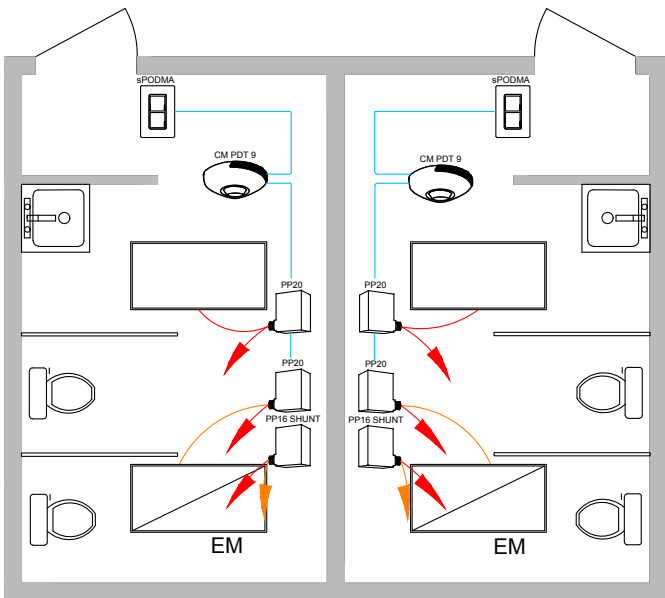
Contact your local lighting Agent or visit www.sensorswitch.com for more information about luminaires available with wireless standalone embedded controls from SensorSwitch.

Restrooms: Wired

SensorSwitch offers simple lighting control solutions for restrooms that can be added to any project. Installing ceiling mounted occupancy sensors with passive dual technology (PDT) allows the sensors to detect both movement and sound to determine if the space is occupied. The emergency relay modules control emergency powered lighting loads when needed. Replacing the standard light switch with an easy to use on/off wall switch completes the solution.

Public Restroom

Private Restroom



Stock the following SensorSwitch products for a restroom lighting control solution.

BILL OF MATERIAL		
QTY	PRODUCT #	DESCRIPTION
4	PP20	RELAY MODULE
2	PP16 SHUNT	EM SHUNT RELAY PACK
2	CM PDT 9	DUAL TECHNOLOGY CEILING MOUNT OCCUPANCY SENSOR
2	SPODMA	ON/OFF SWITCH

DIAGRAM LEGEND	
	CLASS 2 LOW VOLTAGE
	LINE VOLTAGE WIRES
	LINE FEED
	EM LINE FEED

BILL OF MATERIAL		
QTY	PRODUCT #	DESCRIPTION
1	WSXA PDT	WALL SWITCH WITH OCCUPANCY SENSOR

DIAGRAM LEGEND	
	LINE VOLTAGE WIRES
	LINE FEED



Performance You Can Count On

SensorSwitch™ offers standalone wired and wireless lighting controls solutions designed for room-based applications. Our products offer reliable performance and ease of installation and are readily available from your local distributor.

www.sensorswitch.com



The Bluetooth® word mark and logos are registered trademarks owned by Bluetooth SIG, Inc. and any use of such marks by Acuity Brands is under license. Other trademarks and trade names are those of their respective owners.