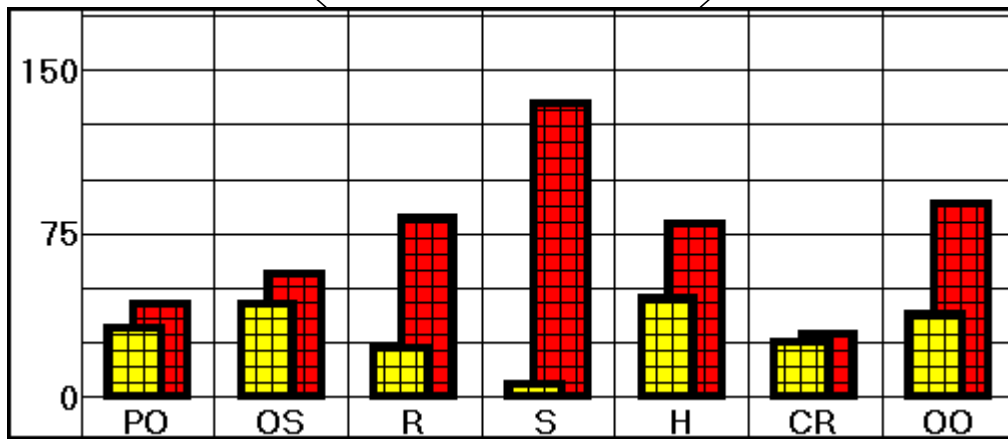


# Area Type Averages

## Sample College, Sample State College

Area Type Averages			Normalized Weekly Lights On					Normalized Weekly Occupied						
Area Type	Qty	Watts	Peak	Off	Shldr 1	Shldr 2	Total	Peak	Off	Shldr 1	Shldr 2	Total	% sav	
Private Office	PO	5	464	42.37	0.00	0.00	0.00	42.37	31.18	0.00	0.00	0.00	31.18	26.41%
Open Space	OS	7	4736	56.32	0.00	0.00	0.00	56.32	42.42	0.00	0.00	0.00	42.42	24.68%
Restroom	R	5	162	81.67	0.00	0.00	0.00	81.67	22.13	0.00	0.00	0.00	22.13	72.90%
Storage	S	3	853	134.79	0.00	0.00	0.00	134.79	6.05	0.00	0.00	0.00	6.05	95.51%
Hallway	H	10	994	79.07	0.00	0.00	0.00	79.07	45.60	0.00	0.00	0.00	45.60	42.33%
Classroom	CR	3	2063	28.85	0.00	0.00	0.00	28.85	24.67	0.00	0.00	0.00	24.67	14.49%
Open Office	OO	4	2140	88.97	0.00	0.00	0.00	88.97	37.84	0.00	0.00	0.00	37.84	57.47%
Building Average			63530	64.58			0.00	64.58	38.44			0.00	38.44	40.48%



**Hours per Week for each Area Type**

# Data Logger Detail for Sample College, Sample State College Page 1 of 1

All Loggers Listed			Hours Installed					Installed		Removed		Lights On					Occupied				
Logger	Room Location	Ty	Total	Peak	Off	Shldr 1	Shldr 2	Installed	Removed	Peak	Off	Shldr 1	Shldr 2	Total	Peak	Off	Shldr 1	Shldr 2	Total		
21517	Admin Building 1st Fl.	H	326.10	326.10	0.00	0.00	0.00	2/3/2005 8:55:00 AM	2/16/2005 11:00:00	182.43	0.00	0.00	0.00	182.43	96.60	0.00	0.00	0.00	96.60		
23196	Admin Building 1st Fl.	R	326.08	326.08	0.00	0.00	0.00	2/3/2005 8:56:00 AM	2/16/2005 11:00:00	171.60	0.00	0.00	0.00	171.60	53.90	0.00	0.00	0.00	53.90		
21881	Admin Building 1st Fl.	00	325.98	325.98	0.00	0.00	0.00	2/3/2005 9:02:00 AM	2/16/2005 11:00:00	314.95	0.00	0.00	0.00	314.95	117.73	0.00	0.00	0.00	117.73		
21932	Admin Building 1st Fl.	PD	326.15	326.15	0.00	0.00	0.00	2/3/2005 8:52:00 AM	2/16/2005 11:00:00	89.80	0.00	0.00	0.00	89.80	42.93	0.00	0.00	0.00	42.93		
20671	Admin Building 1st Fl.	PD	326.13	326.13	0.00	0.00	0.00	2/3/2005 8:53:00 AM	2/16/2005 11:00:00	81.70	0.00	0.00	0.00	81.70	76.43	0.00	0.00	0.00	76.43		
22018	Admin Building 1st Fl.	PD	326.02	326.02	0.00	0.00	0.00	2/3/2005 9:00:00 AM	2/16/2005 11:00:00	91.88	0.00	0.00	0.00	91.88	83.25	0.00	0.00	0.00	83.25		
22611	Admin Building 2nd Fl.	00	325.72	325.72	0.00	0.00	0.00	2/3/2005 9:18:00 AM	2/16/2005 11:00:00	139.23	0.00	0.00	0.00	139.23	137.30	0.00	0.00	0.00	137.30		
23143	Admin Building 2nd Fl.	S	325.77	325.77	0.00	0.00	0.00	2/3/2005 9:15:00 AM	2/16/2005 11:00:00	132.57	0.00	0.00	0.00	132.57	32.13	0.00	0.00	0.00	32.13		
23259	Admin Building 2nd Fl.	OS	325.87	325.87	0.00	0.00	0.00	2/3/2005 9:09:00 AM	2/16/2005 11:00:00	135.68	0.00	0.00	0.00	135.68	114.30	0.00	0.00	0.00	114.30		
22473	Admin Building 3rd Fl.	R	325.65	325.65	0.00	0.00	0.00	2/3/2005 9:22:00 AM	2/16/2005 11:00:00	58.03	0.00	0.00	0.00	58.03	19.60	0.00	0.00	0.00	19.60		
23071	Admin Building 3rd Fl.	00	325.72	325.72	0.00	0.00	0.00	2/3/2005 9:18:00 AM	2/16/2005 11:00:00	117.77	0.00	0.00	0.00	117.77	10.87	0.00	0.00	0.00	10.87		
23202	Admin Building 3rd Fl.	00	325.73	325.73	0.00	0.00	0.00	2/3/2005 9:17:00 AM	2/16/2005 11:00:00	118.27	0.00	0.00	0.00	118.27	27.67	0.00	0.00	0.00	27.67		
23298	Admin Building Business	PD	325.98	325.98	0.00	0.00	0.00	2/3/2005 9:02:00 AM	2/16/2005 11:00:00	115.08	0.00	0.00	0.00	115.08	81.58	0.00	0.00	0.00	81.58		
23284	Admin Building Hallway	H	325.63	325.63	0.00	0.00	0.00	2/3/2005 9:23:00 AM	2/16/2005 11:00:00	116.47	0.00	0.00	0.00	116.47	46.07	0.00	0.00	0.00	46.07		
21939	Admin Building Main	H	326.03	326.03	0.00	0.00	0.00	2/3/2005 8:59:00 AM	2/16/2005 11:00:00	326.03	0.00	0.00	0.00	326.03	156.40	0.00	0.00	0.00	156.40		
23297	Baker Hall Main Hall 1st	H	326.93	326.93	0.00	0.00	0.00	2/3/2005 8:05:00 AM	2/16/2005 11:00:00	160.23	0.00	0.00	0.00	160.23	107.90	0.00	0.00	0.00	107.90		
22169	Baker Hall Mech Rm.	S	327.00	327.00	0.00	0.00	0.00	2/3/2005 8:01:00 AM	2/16/2005 11:00:00	327.00	0.00	0.00	0.00	327.00	2.27	0.00	0.00	0.00	2.27		
21927	Baker Hall Men's Room	R	326.93	326.93	0.00	0.00	0.00	2/3/2005 8:05:00 AM	2/16/2005 11:00:00	185.45	0.00	0.00	0.00	185.45	67.92	0.00	0.00	0.00	67.92		
23052	Field House 2nd Floor	OS	326.47	326.47	0.00	0.00	0.00	2/3/2005 8:33:00 AM	2/16/2005 11:00:00	129.03	0.00	0.00	0.00	129.03	74.80	0.00	0.00	0.00	74.80		
20687	Field House Gym	OS	326.88	326.88	0.00	0.00	0.00	2/3/2005 8:08:00 AM	2/16/2005 11:00:00	136.93	0.00	0.00	0.00	136.93	123.23	0.00	0.00	0.00	123.23		
23223	Field House Gym Front	H	326.37	326.37	0.00	0.00	0.00	2/3/2005 8:39:00 AM	2/16/2005 11:00:00	61.00	0.00	0.00	0.00	61.00	58.30	0.00	0.00	0.00	58.30		
20775	Field House Men's Gym	OS	326.62	326.62	0.00	0.00	0.00	2/3/2005 8:24:00 AM	2/16/2005 11:00:00	163.18	0.00	0.00	0.00	163.18	142.13	0.00	0.00	0.00	142.13		
22400	Mitchell Building 1st Fl.	CR	325.52	325.52	0.00	0.00	0.00	2/3/2005 9:30:00 AM	2/16/2005 11:00:00	97.43	0.00	0.00	0.00	97.43	88.50	0.00	0.00	0.00	88.50		
23214	Mitchell Building 1st Fl.	H	325.55	325.55	0.00	0.00	0.00	2/3/2005 9:28:00 AM	2/16/2005 11:00:00	161.08	0.00	0.00	0.00	161.08	117.90	0.00	0.00	0.00	117.90		
22381	Mitchell Building	OS	325.43	325.43	0.00	0.00	0.00	2/3/2005 9:35:00 AM	2/16/2005 11:00:00	74.60	0.00	0.00	0.00	74.60	29.70	0.00	0.00	0.00	29.70		
23258	Mitchell Building	OS	325.43	325.43	0.00	0.00	0.00	2/3/2005 9:35:00 AM	2/16/2005 11:00:00	74.70	0.00	0.00	0.00	74.70	70.03	0.00	0.00	0.00	70.03		
21309	Pratt Hall 1st Fl Rm. 107	CR	325.28	325.28	0.00	0.00	0.00	2/3/2005 9:44:00 AM	2/16/2005 11:00:00	33.80	0.00	0.00	0.00	33.80	27.10	0.00	0.00	0.00	27.10		
22645	Pratt Hall 1st Fl.	OS	325.33	325.33	0.00	0.00	0.00	2/3/2005 9:41:00 AM	2/16/2005 11:00:00	51.25	0.00	0.00	0.00	51.25	22.47	0.00	0.00	0.00	22.47		
22507	Pratt Hall 1st, Floor	H	325.30	325.30	0.00	0.00	0.00	2/3/2005 9:43:00 AM	2/16/2005 11:00:00	161.82	0.00	0.00	0.00	161.82	81.03	0.00	0.00	0.00	81.03		
22179	Pratt Hall 2nd Fl Hall	H	325.20	325.20	0.00	0.00	0.00	2/3/2005 9:49:00 AM	2/16/2005 11:00:00	83.53	0.00	0.00	0.00	83.53	35.13	0.00	0.00	0.00	35.13		
22370	Pratt Hall 2nd Fl. Men's	R	325.20	325.20	0.00	0.00	0.00	2/3/2005 9:49:00 AM	2/16/2005 11:00:00	82.40	0.00	0.00	0.00	82.40	31.07	0.00	0.00	0.00	31.07		
23477	Pratt Hall Bsm't Mech	S	325.17	325.17	0.00	0.00	0.00	2/3/2005 9:51:00 AM	2/16/2005 11:00:00	325.17	0.00	0.00	0.00	325.17	0.80	0.00	0.00	0.00	0.80		
21975	Pratt Hall Men's	R	325.27	325.27	0.00	0.00	0.00	2/3/2005 9:45:00 AM	2/16/2005 11:00:00	294.57	0.00	0.00	0.00	294.57	42.27	0.00	0.00	0.00	42.27		
22628	Sullivan Hall Hall, 2nd Fl	H	326.22	326.22	0.00	0.00	0.00	2/3/2005 8:48:00 AM	2/16/2005 11:00:00	158.92	0.00	0.00	0.00	158.92	93.33	0.00	0.00	0.00	93.33		
22408	Sullivan Hall Hall, 3rd Fl	H	326.20	326.20	0.00	0.00	0.00	2/3/2005 8:49:00 AM	2/16/2005 11:00:00	122.63	0.00	0.00	0.00	122.63	92.13	0.00	0.00	0.00	92.13		
20766	Sullivan Hall Rm. 205	PD	326.28	326.28	0.00	0.00	0.00	2/3/2005 8:44:00 AM	2/16/2005 11:00:00	32.73	0.00	0.00	0.00	32.73	18.37	0.00	0.00	0.00	18.37		
21639	Sullivan Hall Rm. 308	CR	326.23	326.23	0.00	0.00	0.00	2/3/2005 8:47:00 AM	2/16/2005 11:00:00	36.50	0.00	0.00	0.00	36.50	27.80	0.00	0.00	0.00	27.80		

# Normalized Data Logger Detail for Sample College, Sample State College Page 1 of 1

All Loggers Listed			Load	Normalized Weekly Hours of Use					Normalized Weekly Hours of Occupancy					
Logger	Room Location	Ty	Watts	Peak	Off	Shldr 1	Shldr 2	Total	Peak	Off	Shldr 1	Shldr 2	Total	% sav
21517	Admin Building	H	320	93.99	0.00	0.00	0.00	93.99	49.77	0.00	0.00	0.00	49.77	47.05%
23196	Admin Building	R	120	88.41	0.00	0.00	0.00	88.41	27.77	0.00	0.00	0.00	27.77	68.59%
21881	Admin Building	OO	960	162.31	0.00	0.00	0.00	162.31	60.68	0.00	0.00	0.00	60.68	62.61%
21932	Admin Building	PO	240	46.26	0.00	0.00	0.00	46.26	22.11	0.00	0.00	0.00	22.11	52.20%
20671	Admin Building	PO	320	42.09	0.00	0.00	0.00	42.09	39.37	0.00	0.00	0.00	39.37	6.46%
22018	Admin Building	PO	480	47.35	0.00	0.00	0.00	47.35	42.90	0.00	0.00	0.00	42.90	9.40%
22611	Admin Building	OO	2880	71.81	0.00	0.00	0.00	71.81	70.82	0.00	0.00	0.00	70.82	1.38%
23143	Admin Building	S	160	68.37	0.00	0.00	0.00	68.37	16.57	0.00	0.00	0.00	16.57	75.76%
23259	Admin Building	OS	8000	69.95	0.00	0.00	0.00	69.95	58.93	0.00	0.00	0.00	58.93	15.75%
22473	Admin Building	R	120	29.94	0.00	0.00	0.00	29.94	10.11	0.00	0.00	0.00	10.11	66.23%
23071	Admin Building	OO	880	60.74	0.00	0.00	0.00	60.74	5.60	0.00	0.00	0.00	5.60	90.78%
23202	Admin Building	OO	3840	61.00	0.00	0.00	0.00	61.00	14.27	0.00	0.00	0.00	14.27	76.61%
23298	Admin Building	PO	960	59.31	0.00	0.00	0.00	59.31	42.05	0.00	0.00	0.00	42.05	29.10%
23284	Admin Building	H	400	60.09	0.00	0.00	0.00	60.09	23.77	0.00	0.00	0.00	23.77	60.44%
21939	Admin Building	H	420	168.00	0.00	0.00	0.00	168.00	80.59	0.00	0.00	0.00	80.59	52.03%
23297	Baker Hall	H	2560	82.34	0.00	0.00	0.00	82.34	55.45	0.00	0.00	0.00	55.45	32.66%
22169	Baker Hall	S	1600	168.00	0.00	0.00	0.00	168.00	1.16	0.00	0.00	0.00	1.16	99.31%
21927	Baker Hall	R	200	95.30	0.00	0.00	0.00	95.30	34.90	0.00	0.00	0.00	34.90	63.38%
23052	Field House	OS	2400	66.40	0.00	0.00	0.00	66.40	38.49	0.00	0.00	0.00	38.49	42.03%
20687	Field House	OS	9150	70.38	0.00	0.00	0.00	70.38	63.34	0.00	0.00	0.00	63.34	10.00%
23223	Field House	H	2080	31.40	0.00	0.00	0.00	31.40	30.01	0.00	0.00	0.00	30.01	4.43%
20775	Field House	OS	4000	83.94	0.00	0.00	0.00	83.94	73.11	0.00	0.00	0.00	73.11	12.90%
22400	Mitchell	CR	2830	50.29	0.00	0.00	0.00	50.29	45.68	0.00	0.00	0.00	45.68	9.17%
23214	Mitchell	H	880	83.13	0.00	0.00	0.00	83.13	60.84	0.00	0.00	0.00	60.84	26.81%
22381	Mitchell	OS	4480	38.51	0.00	0.00	0.00	38.51	15.33	0.00	0.00	0.00	15.33	60.19%
23258	Mitchell	OS	4480	38.56	0.00	0.00	0.00	38.56	36.15	0.00	0.00	0.00	36.15	6.25%
21309	Pratt Hall 1st Fl	CR	1440	17.46	0.00	0.00	0.00	17.46	14.00	0.00	0.00	0.00	14.00	19.82%
22645	Pratt Hall 1st Fl	OS	640	26.47	0.00	0.00	0.00	26.47	11.60	0.00	0.00	0.00	11.60	56.18%
22507	Pratt Hall 1st	H	880	83.57	0.00	0.00	0.00	83.57	41.85	0.00	0.00	0.00	41.85	49.92%
22179	Pratt Hall 2nd	H	1440	43.15	0.00	0.00	0.00	43.15	18.15	0.00	0.00	0.00	18.15	57.94%
22370	Pratt Hall 2nd	R	180	42.57	0.00	0.00	0.00	42.57	16.05	0.00	0.00	0.00	16.05	62.30%
23477	Pratt Hall Bsmt	S	800	168.00	0.00	0.00	0.00	168.00	0.41	0.00	0.00	0.00	0.41	99.76%
21975	Pratt Hall Men's	R	190	152.14	0.00	0.00	0.00	152.14	21.83	0.00	0.00	0.00	21.83	85.65%
22628	Sullivan Hall	H	480	81.84	0.00	0.00	0.00	81.84	48.07	0.00	0.00	0.00	48.07	41.26%
22408	Sullivan Hall	H	480	63.16	0.00	0.00	0.00	63.16	47.45	0.00	0.00	0.00	47.45	24.87%
20766	Sullivan Hall	PO	320	16.85	0.00	0.00	0.00	16.85	9.46	0.00	0.00	0.00	9.46	43.86%
21639	Sullivan Hall	CR	1920	18.80	0.00	0.00	0.00	18.80	14.32	0.00	0.00	0.00	14.32	23.83%

# Building Summary Totals for Sample College, Sample State College Page 1 of 1

Building Summary Totals				Lights On KWHR					Occupied KWHR				
Area Type		Qty	Watts	Peak	Off	Shldr 1	Shldr 2	Total	Peak	Off	Shldr 1	Shldr 2	Total
Private Office	PO	5	2320	98	0	0	0	98	72	0	0	0	72
Open Space	OS	7	33152	1867	0	0	0	1867	1406	0	0	0	1406
Restroom	R	5	810	66	0	0	0	66	18	0	0	0	18
Storage	S	3	2559	345	0	0	0	345	15	0	0	0	15
Hallway	H	10	9940	786	0	0	0	786	453	0	0	0	453
Classroom	CR	3	6189	179	0	0	0	179	153	0	0	0	153
Open Office	OO	4	8560	762	0	0	0	762	324	0	0	0	324
Building Totals			63530	4103			0	4103	2442			0	2442

# Admin Building 1st Fl, Hall

Area type: Hallway. Logger: 21517. Time delay 10 minutes. Sample College, Sample State College

## Energy Analysis

### Data by Day of Week

Sun	Total Log Time	Hours /Day	Logged Lites On	Normlzd Lites On per Day	Logged Occ	Normlzd Occ per Day
Peak	48.000	24.000	11.900	5.950	0.000	0.000
Diff	0.000	0.000	0.000	0.000	0.000	0.000
Sh 1	0.000	0.000	0.000	0.000	0.000	0.000
Sh 2	0.000	0.000	0.000	0.000	0.000	0.000
<b>Total</b>	<b>48.000</b>	<b>24.000</b>	<b>11.900</b>	<b>5.950</b>	<b>0.000</b>	<b>0.000</b>

Tue	Total Log Time	Hours /Day	Logged Lites On	Normlzd Lites On per Day	Logged Occ	Normlzd Occ per Day
Peak	48.000	24.000	32.767	16.383	19.433	9.717
Diff	0.000	0.000	0.000	0.000	0.000	0.000
Sh 1	0.000	0.000	0.000	0.000	0.000	0.000
Sh 2	0.000	0.000	0.000	0.000	0.000	0.000
<b>Total</b>	<b>48.000</b>	<b>24.000</b>	<b>32.767</b>	<b>16.383</b>	<b>19.433</b>	<b>9.717</b>

Thu	Total Log Time	Hours /Day	Logged Lites On	Normlzd Lites On per Day	Logged Occ	Normlzd Occ per Day
Peak	39.100	24.000	28.267	17.350	17.800	10.926
Diff	0.000	0.000	0.000	0.000	0.000	0.000
Sh 1	0.000	0.000	0.000	0.000	0.000	0.000
Sh 2	0.000	0.000	0.000	0.000	0.000	0.000
<b>Total</b>	<b>39.100</b>	<b>24.000</b>	<b>28.267</b>	<b>17.350</b>	<b>17.800</b>	<b>10.926</b>

Sat	Total Log Time	Hours /Day	Logged Lites On	Normlzd Lites On per Day	Logged Occ	Normlzd Occ per Day
Peak	48.000	24.000	12.000	6.000	0.000	0.000
Diff	0.000	0.000	0.000	0.000	0.000	0.000
Sh 1	0.000	0.000	0.000	0.000	0.000	0.000
Sh 2	0.000	0.000	0.000	0.000	0.000	0.000
<b>Total</b>	<b>48.000</b>	<b>24.000</b>	<b>12.000</b>	<b>6.000</b>	<b>0.000</b>	<b>0.000</b>

Mon	Total Log Time	Hours /Day	Logged Lites On	Normlzd Lites On per Day	Logged Occ	Normlzd Occ per Day
Peak	48.000	24.000	33.533	16.767	19.833	9.917
Diff	0.000	0.000	0.000	0.000	0.000	0.000
Sh 1	0.000	0.000	0.000	0.000	0.000	0.000
Sh 2	0.000	0.000	0.000	0.000	0.000	0.000
<b>Total</b>	<b>48.000</b>	<b>24.000</b>	<b>33.533</b>	<b>16.767</b>	<b>19.833</b>	<b>9.917</b>

Wed	Total Log Time	Hours /Day	Logged Lites On	Normlzd Lites On per Day	Logged Occ	Normlzd Occ per Day
Peak	47.000	24.000	33.233	16.970	19.500	9.957
Diff	0.000	0.000	0.000	0.000	0.000	0.000
Sh 1	0.000	0.000	0.000	0.000	0.000	0.000
Sh 2	0.000	0.000	0.000	0.000	0.000	0.000
<b>Total</b>	<b>47.000</b>	<b>24.000</b>	<b>33.233</b>	<b>16.970</b>	<b>19.500</b>	<b>9.957</b>

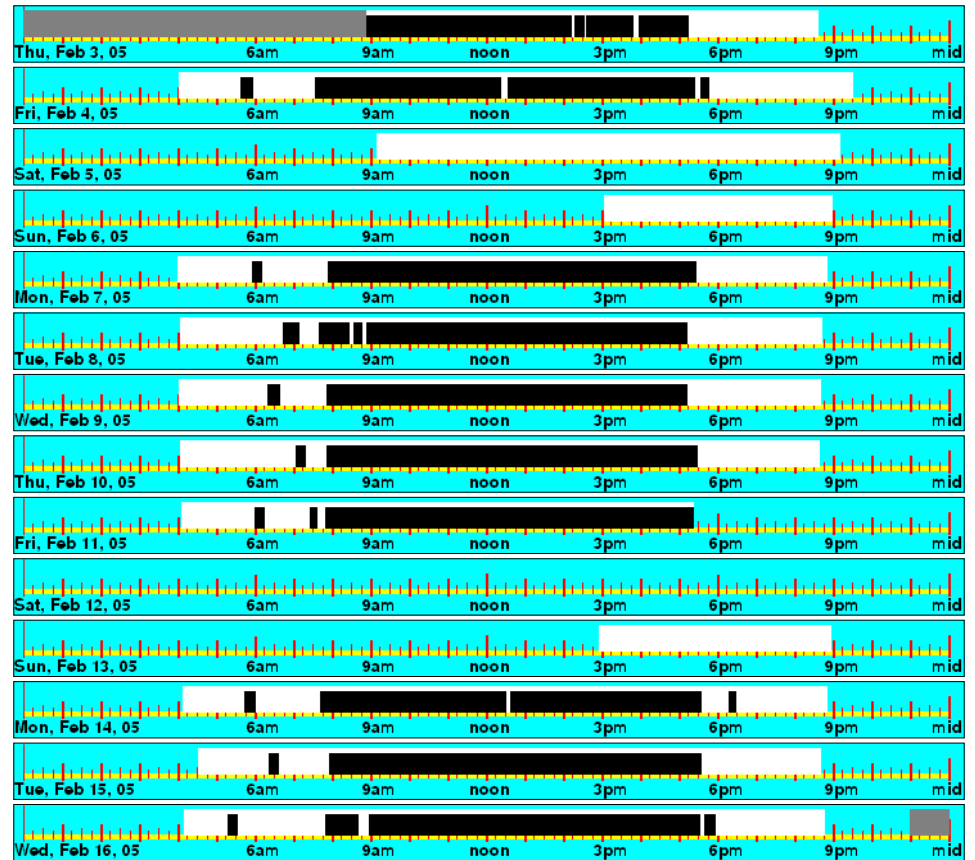
Fri	Total Log Time	Hours /Day	Logged Lites On	Normlzd Lites On per Day	Logged Occ	Normlzd Occ per Day
Peak	48.000	24.000	30.733	15.367	20.033	10.017
Diff	0.000	0.000	0.000	0.000	0.000	0.000
Sh 1	0.000	0.000	0.000	0.000	0.000	0.000
Sh 2	0.000	0.000	0.000	0.000	0.000	0.000
<b>Total</b>	<b>48.000</b>	<b>24.000</b>	<b>30.733</b>	<b>15.367</b>	<b>20.033</b>	<b>10.017</b>

	Logged Totals			Normalized Totals		
	Lites On	Occupied	Logged	Lites On	Occupied	% Savings
Peak	182.433	96.600	326.100	93.986	49.766	47.0%
Diff Peak	0.000	0.000	0.000	0.000	0.000	0.0%
Sh 1	0.000	0.000	0.000	0.000	0.000	0.0%
Sh 2	0.000	0.000	0.000	0.000	0.000	0.0%
<b>Total</b>	<b>182.433</b>	<b>96.600</b>	<b>326.100</b>	<b>93.986</b>	<b>49.766</b>	<b>47.0%</b>

### Normalized Data

	Sun		Mon		Tue		Wed		Thu		Fri		Sat	
	LO	Occ	LO	Occ	LO	Occ	LO	Occ	LO	Occ	LO	Occ	LO	Occ
Peak	5.950	0.000	16.767	9.917	16.383	9.717	16.970	9.957	17.350	10.926	15.367	10.017	6.000	0.000
Diff Peak	0.000	0.000	0.000	0.000	0.000	0.000	0.000	0.000	0.000	0.000	0.000	0.000	0.000	0.000
Sh 1	0.000	0.000	0.000	0.000	0.000	0.000	0.000	0.000	0.000	0.000	0.000	0.000	0.000	0.000
Sh 2	0.000	0.000	0.000	0.000	0.000	0.000	0.000	0.000	0.000	0.000	0.000	0.000	0.000	0.000
<b>Total</b>	<b>5.950</b>	<b>0.000</b>	<b>16.767</b>	<b>9.917</b>	<b>16.383</b>	<b>9.717</b>	<b>16.970</b>	<b>9.957</b>	<b>17.350</b>	<b>10.926</b>	<b>15.367</b>	<b>10.017</b>	<b>6.000</b>	<b>0.000</b>

	Logged Totals			Normalized by Day	Normalized Weekly Totals		
	Lites On	Occupied	Logged		Lites On	Occupied	% Savings
Peak	182.433	96.600	326.100	^^ ^^	93.986	49.766	47.0%
Diff Peak	0.000	0.000	0.000		0.000	0.000	0.0%
Sh 1	0.000	0.000	0.000		0.000	0.000	0.0%
Sh 2	0.000	0.000	0.000		0.000	0.000	0.0%
<b>Total</b>	<b>182.433</b>	<b>96.600</b>	<b>326.100</b>		<b>93.986</b>	<b>49.766</b>	<b>47.0%</b>



# Admin Building 1st Fl, Men's Rm.

Area type: Restroom. Logger: 23196. Time delay 10 minutes. Sample College, Sample State College

## Energy Analysis

### Data by Day of Week

Sun	Total Log Time	Hours /Day	Logged Lites On	Normlzd Lites On per Day	Logged Occ	Normlzd Occ per Day
Peak	48.000	24.000	0.000	0.000	0.000	0.000
Off	0.000	0.000	0.000	0.000	0.000	0.000
Sh 1	0.000	0.000	0.000	0.000	0.000	0.000
Sh 2	0.000	0.000	0.000	0.000	0.000	0.000
<b>Total</b>	<b>48.000</b>	<b>24.000</b>	<b>0.000</b>	<b>0.000</b>	<b>0.000</b>	<b>0.000</b>

Tue	Total Log Time	Hours /Day	Logged Lites On	Normlzd Lites On per Day	Logged Occ	Normlzd Occ per Day
Peak	48.000	24.000	37.900	18.950	8.600	4.300
Off	0.000	0.000	0.000	0.000	0.000	0.000
Sh 1	0.000	0.000	0.000	0.000	0.000	0.000
Sh 2	0.000	0.000	0.000	0.000	0.000	0.000
<b>Total</b>	<b>48.000</b>	<b>24.000</b>	<b>37.900</b>	<b>18.950</b>	<b>8.600</b>	<b>4.300</b>

Thu	Total Log Time	Hours /Day	Logged Lites On	Normlzd Lites On per Day	Logged Occ	Normlzd Occ per Day
Peak	39.083	24.000	28.167	17.296	8.333	5.117
Off	0.000	0.000	0.000	0.000	0.000	0.000
Sh 1	0.000	0.000	0.000	0.000	0.000	0.000
Sh 2	0.000	0.000	0.000	0.000	0.000	0.000
<b>Total</b>	<b>39.083</b>	<b>24.000</b>	<b>28.167</b>	<b>17.296</b>	<b>8.333</b>	<b>5.117</b>

Sat	Total Log Time	Hours /Day	Logged Lites On	Normlzd Lites On per Day	Logged Occ	Normlzd Occ per Day
Peak	48.000	24.000	0.000	0.000	0.000	0.000
Off	0.000	0.000	0.000	0.000	0.000	0.000
Sh 1	0.000	0.000	0.000	0.000	0.000	0.000
Sh 2	0.000	0.000	0.000	0.000	0.000	0.000
<b>Total</b>	<b>48.000</b>	<b>24.000</b>	<b>0.000</b>	<b>0.000</b>	<b>0.000</b>	<b>0.000</b>

Mon	Total Log Time	Hours /Day	Logged Lites On	Normlzd Lites On per Day	Logged Occ	Normlzd Occ per Day
Peak	48.000	24.000	38.317	19.158	12.667	6.333
Off	0.000	0.000	0.000	0.000	0.000	0.000
Sh 1	0.000	0.000	0.000	0.000	0.000	0.000
Sh 2	0.000	0.000	0.000	0.000	0.000	0.000
<b>Total</b>	<b>48.000</b>	<b>24.000</b>	<b>38.317</b>	<b>19.158</b>	<b>12.667</b>	<b>6.333</b>

Wed	Total Log Time	Hours /Day	Logged Lites On	Normlzd Lites On per Day	Logged Occ	Normlzd Occ per Day
Peak	47.000	24.000	37.350	19.072	14.500	7.404
Off	0.000	0.000	0.000	0.000	0.000	0.000
Sh 1	0.000	0.000	0.000	0.000	0.000	0.000
Sh 2	0.000	0.000	0.000	0.000	0.000	0.000
<b>Total</b>	<b>47.000</b>	<b>24.000</b>	<b>37.350</b>	<b>19.072</b>	<b>14.500</b>	<b>7.404</b>


Fri	Total Log Time	Hours /Day	Logged Lites On	Normlzd Lites On per Day	Logged Occ	Normlzd Occ per Day
Peak	48.000	24.000	29.867	14.933	9.800	4.900
Off	0.000	0.000	0.000	0.000	0.000	0.000
Sh 1	0.000	0.000	0.000	0.000	0.000	0.000
Sh 2	0.000	0.000	0.000	0.000	0.000	0.000
<b>Total</b>	<b>48.000</b>	<b>24.000</b>	<b>29.867</b>	<b>14.933</b>	<b>9.800</b>	<b>4.900</b>

	Logged Totals			Normalized Totals		
	Lites On	Occupied	Logged	Lites On	Occupied	% Savings
Peak	171.600	53.900	326.083	88.409	27.770	68.6%
Off Peak	0.000	0.000	0.000	0.000	0.000	0.0%
Sh 1	0.000	0.000	0.000	0.000	0.000	0.0%
Sh 2	0.000	0.000	0.000	0.000	0.000	0.0%
<b>Total</b>	<b>171.600</b>	<b>53.900</b>	<b>326.083</b>	<b>88.409</b>	<b>27.770</b>	<b>68.6%</b>

### Normalized Data

	Sun		Mon		Tue		Wed		Thu		Fri		Sat	
	LO	Occ	LO	Occ	LO	Occ	LO	Occ	LO	Occ	LO	Occ	LO	Occ
Peak	0.000	0.000	19.158	6.333	18.950	4.300	19.072	7.404	17.296	5.117	14.933	4.900	0.000	0.000
Off Peak	0.000	0.000	0.000	0.000	0.000	0.000	0.000	0.000	0.000	0.000	0.000	0.000	0.000	0.000
Sh 1	0.000	0.000	0.000	0.000	0.000	0.000	0.000	0.000	0.000	0.000	0.000	0.000	0.000	0.000
Sh 2	0.000	0.000	0.000	0.000	0.000	0.000	0.000	0.000	0.000	0.000	0.000	0.000	0.000	0.000
<b>Total</b>	<b>0.000</b>	<b>0.000</b>	<b>19.158</b>	<b>6.333</b>	<b>18.950</b>	<b>4.300</b>	<b>19.072</b>	<b>7.404</b>	<b>17.296</b>	<b>5.117</b>	<b>14.933</b>	<b>4.900</b>	<b>0.000</b>	<b>0.000</b>

	Logged Totals			Normalized by Day	Normalized Weekly Totals		
	Lites On	Occupied	Logged		Lites On	Occupied	% Savings
Peak	171.600	53.900	326.083	^^ ^^	88.409	27.770	68.6%
Off Peak	0.000	0.000	0.000		0.000	0.000	0.0%
Sh 1	0.000	0.000	0.000		0.000	0.000	0.0%
Sh 2	0.000	0.000	0.000		0.000	0.000	0.0%
<b>Total</b>	<b>171.600</b>	<b>53.900</b>	<b>326.083</b>		<b>88.409</b>	<b>27.770</b>	<b>68.6%</b>



# Admin Building 1st Fl, Pres.

Area type: Open Office. Logger: 21881. Time delay 10 minutes. Sample College, Sample State College

## Energy Analysis Data by Day of Week

Sun	Total Log Time	Hours /Day	Logged Lites On	Normlzd Lites On per Day	Logged Occ	Normlzd Occ per Day
Peak	48.000	24.000	48.000	24.000	0.700	0.350
Off	0.000	0.000	0.000	0.000	0.000	0.000
Sh 1	0.000	0.000	0.000	0.000	0.000	0.000
Sh 2	0.000	0.000	0.000	0.000	0.000	0.000
<b>Total</b>	<b>48.000</b>	<b>24.000</b>	<b>48.000</b>	<b>24.000</b>	<b>0.700</b>	<b>0.350</b>

Tue	Total Log Time	Hours /Day	Logged Lites On	Normlzd Lites On per Day	Logged Occ	Normlzd Occ per Day
Peak	48.000	24.000	41.317	20.658	22.433	11.217
Off	0.000	0.000	0.000	0.000	0.000	0.000
Sh 1	0.000	0.000	0.000	0.000	0.000	0.000
Sh 2	0.000	0.000	0.000	0.000	0.000	0.000
<b>Total</b>	<b>48.000</b>	<b>24.000</b>	<b>41.317</b>	<b>20.658</b>	<b>22.433</b>	<b>11.217</b>

Thu	Total Log Time	Hours /Day	Logged Lites On	Normlzd Lites On per Day	Logged Occ	Normlzd Occ per Day
Peak	38.983	24.000	38.983	24.000	22.567	13.893
Off	0.000	0.000	0.000	0.000	0.000	0.000
Sh 1	0.000	0.000	0.000	0.000	0.000	0.000
Sh 2	0.000	0.000	0.000	0.000	0.000	0.000
<b>Total</b>	<b>38.983</b>	<b>24.000</b>	<b>38.983</b>	<b>24.000</b>	<b>22.567</b>	<b>13.893</b>

Sat	Total Log Time	Hours /Day	Logged Lites On	Normlzd Lites On per Day	Logged Occ	Normlzd Occ per Day
Peak	48.000	24.000	48.000	24.000	0.400	0.200
Off	0.000	0.000	0.000	0.000	0.000	0.000
Sh 1	0.000	0.000	0.000	0.000	0.000	0.000
Sh 2	0.000	0.000	0.000	0.000	0.000	0.000
<b>Total</b>	<b>48.000</b>	<b>24.000</b>	<b>48.000</b>	<b>24.000</b>	<b>0.400</b>	<b>0.200</b>

Mon	Total Log Time	Hours /Day	Logged Lites On	Normlzd Lites On per Day	Logged Occ	Normlzd Occ per Day
Peak	48.000	24.000	48.000	24.000	23.567	11.783
Off	0.000	0.000	0.000	0.000	0.000	0.000
Sh 1	0.000	0.000	0.000	0.000	0.000	0.000
Sh 2	0.000	0.000	0.000	0.000	0.000	0.000
<b>Total</b>	<b>48.000</b>	<b>24.000</b>	<b>48.000</b>	<b>24.000</b>	<b>23.567</b>	<b>11.783</b>

Wed	Total Log Time	Hours /Day	Logged Lites On	Normlzd Lites On per Day	Logged Occ	Normlzd Occ per Day
Peak	47.000	24.000	42.650	21.779	25.167	12.851
Off	0.000	0.000	0.000	0.000	0.000	0.000
Sh 1	0.000	0.000	0.000	0.000	0.000	0.000
Sh 2	0.000	0.000	0.000	0.000	0.000	0.000
<b>Total</b>	<b>47.000</b>	<b>24.000</b>	<b>42.650</b>	<b>21.779</b>	<b>25.167</b>	<b>12.851</b>


Fri	Total Log Time	Hours /Day	Logged Lites On	Normlzd Lites On per Day	Logged Occ	Normlzd Occ per Day
Peak	48.000	24.000	48.000	24.000	22.900	11.450
Off	0.000	0.000	0.000	0.000	0.000	0.000
Sh 1	0.000	0.000	0.000	0.000	0.000	0.000
Sh 2	0.000	0.000	0.000	0.000	0.000	0.000
<b>Total</b>	<b>48.000</b>	<b>24.000</b>	<b>48.000</b>	<b>24.000</b>	<b>22.900</b>	<b>11.450</b>

	Logged Totals			Normalized Totals		
	Lites On	Occupied	Logged	Lites On	Occupied	% Savings
Peak	314.950	117.733	325.983	162.314	60.675	62.6%
Off Peak	0.000	0.000	0.000	0.000	0.000	0.0%
Sh 1	0.000	0.000	0.000	0.000	0.000	0.0%
Sh 2	0.000	0.000	0.000	0.000	0.000	0.0%
<b>Total</b>	<b>314.950</b>	<b>117.733</b>	<b>325.983</b>	<b>162.314</b>	<b>60.675</b>	<b>62.6%</b>

## Normalized Data

	Sun		Mon		Tue		Wed		Thu		Fri		Sat	
	LO	Occ	LO	Occ	LO	Occ	LO	Occ	LO	Occ	LO	Occ	LO	Occ
Peak	24.000	0.350	24.000	11.783	20.658	11.217	21.779	12.851	24.000	13.893	24.000	11.450	24.000	0.200
Off Peak	0.000	0.000	0.000	0.000	0.000	0.000	0.000	0.000	0.000	0.000	0.000	0.000	0.000	0.000
Sh 1	0.000	0.000	0.000	0.000	0.000	0.000	0.000	0.000	0.000	0.000	0.000	0.000	0.000	0.000
Sh 2	0.000	0.000	0.000	0.000	0.000	0.000	0.000	0.000	0.000	0.000	0.000	0.000	0.000	0.000
<b>Total</b>	<b>24.000</b>	<b>0.350</b>	<b>24.000</b>	<b>11.783</b>	<b>20.658</b>	<b>11.217</b>	<b>21.779</b>	<b>12.851</b>	<b>24.000</b>	<b>13.893</b>	<b>24.000</b>	<b>11.450</b>	<b>24.000</b>	<b>0.200</b>

	Logged Totals			Normalized by Day	Normalized Weekly Totals		
	Lites On	Occupied	Logged		Lites On	Occupied	% Savings
Peak	314.950	117.733	325.983	^^ ^^	162.314	60.675	62.6%
Off Peak	0.000	0.000	0.000		0.000	0.000	0.0%
Sh 1	0.000	0.000	0.000		0.000	0.000	0.0%
Sh 2	0.000	0.000	0.000		0.000	0.000	0.0%
<b>Total</b>	<b>314.950</b>	<b>117.733</b>	<b>325.983</b>		<b>162.314</b>	<b>60.675</b>	<b>62.6%</b>



# Admin Building 1st Fl, Rm 111

Area type: Private Office. Logger: 21932. Time delay 10 minutes. Sample College, Sample State College

## Energy Analysis Data by Day of Week

Sun	Total Log Time	Hours /Day	Logged Lites On	Normlzd Lites On per Day	Logged Occ	Normlzd Occ per Day
Peak	48.000	24.000	0.000	0.000	0.000	0.000
Off	0.000	0.000	0.000	0.000	0.000	0.000
Sh 1	0.000	0.000	0.000	0.000	0.000	0.000
Sh 2	0.000	0.000	0.000	0.000	0.000	0.000
<b>Total</b>	<b>48.000</b>	<b>24.000</b>	<b>0.000</b>	<b>0.000</b>	<b>0.000</b>	<b>0.000</b>

Tue	Total Log Time	Hours /Day	Logged Lites On	Normlzd Lites On per Day	Logged Occ	Normlzd Occ per Day
Peak	48.000	24.000	18.133	9.067	9.367	4.683
Off	0.000	0.000	0.000	0.000	0.000	0.000
Sh 1	0.000	0.000	0.000	0.000	0.000	0.000
Sh 2	0.000	0.000	0.000	0.000	0.000	0.000
<b>Total</b>	<b>48.000</b>	<b>24.000</b>	<b>18.133</b>	<b>9.067</b>	<b>9.367</b>	<b>4.683</b>

Thu	Total Log Time	Hours /Day	Logged Lites On	Normlzd Lites On per Day	Logged Occ	Normlzd Occ per Day
Peak	39.150	24.000	17.167	10.524	8.267	5.068
Off	0.000	0.000	0.000	0.000	0.000	0.000
Sh 1	0.000	0.000	0.000	0.000	0.000	0.000
Sh 2	0.000	0.000	0.000	0.000	0.000	0.000
<b>Total</b>	<b>39.150</b>	<b>24.000</b>	<b>17.167</b>	<b>10.524</b>	<b>8.267</b>	<b>5.068</b>

Sat	Total Log Time	Hours /Day	Logged Lites On	Normlzd Lites On per Day	Logged Occ	Normlzd Occ per Day
Peak	48.000	24.000	0.000	0.000	0.000	0.000
Off	0.000	0.000	0.000	0.000	0.000	0.000
Sh 1	0.000	0.000	0.000	0.000	0.000	0.000
Sh 2	0.000	0.000	0.000	0.000	0.000	0.000
<b>Total</b>	<b>48.000</b>	<b>24.000</b>	<b>0.000</b>	<b>0.000</b>	<b>0.000</b>	<b>0.000</b>

Mon	Total Log Time	Hours /Day	Logged Lites On	Normlzd Lites On per Day	Logged Occ	Normlzd Occ per Day
Peak	48.000	24.000	18.000	9.000	6.733	3.367
Off	0.000	0.000	0.000	0.000	0.000	0.000
Sh 1	0.000	0.000	0.000	0.000	0.000	0.000
Sh 2	0.000	0.000	0.000	0.000	0.000	0.000
<b>Total</b>	<b>48.000</b>	<b>24.000</b>	<b>18.000</b>	<b>9.000</b>	<b>6.733</b>	<b>3.367</b>

Wed	Total Log Time	Hours /Day	Logged Lites On	Normlzd Lites On per Day	Logged Occ	Normlzd Occ per Day
Peak	47.000	24.000	18.133	9.260	10.833	5.532
Off	0.000	0.000	0.000	0.000	0.000	0.000
Sh 1	0.000	0.000	0.000	0.000	0.000	0.000
Sh 2	0.000	0.000	0.000	0.000	0.000	0.000
<b>Total</b>	<b>47.000</b>	<b>24.000</b>	<b>18.133</b>	<b>9.260</b>	<b>10.833</b>	<b>5.532</b>


Fri	Total Log Time	Hours /Day	Logged Lites On	Normlzd Lites On per Day	Logged Occ	Normlzd Occ per Day
Peak	48.000	24.000	18.367	9.183	7.733	3.867
Off	0.000	0.000	0.000	0.000	0.000	0.000
Sh 1	0.000	0.000	0.000	0.000	0.000	0.000
Sh 2	0.000	0.000	0.000	0.000	0.000	0.000
<b>Total</b>	<b>48.000</b>	<b>24.000</b>	<b>18.367</b>	<b>9.183</b>	<b>7.733</b>	<b>3.867</b>

	Logged Totals			Normalized Totals		
	Lites On	Occupied	Logged	Lites On	Occupied	% Savings
Peak	89.800	42.933	326.150	46.256	22.115	52.2%
Off Peak	0.000	0.000	0.000	0.000	0.000	0.0%
Sh 1	0.000	0.000	0.000	0.000	0.000	0.0%
Sh 2	0.000	0.000	0.000	0.000	0.000	0.0%
<b>Total</b>	<b>89.800</b>	<b>42.933</b>	<b>326.150</b>	<b>46.256</b>	<b>22.115</b>	<b>52.2%</b>

## Normalized Data

	Sun		Mon		Tue		Wed		Thu		Fri		Sat	
	LO	Occ	LO	Occ	LO	Occ	LO	Occ	LO	Occ	LO	Occ	LO	Occ
Peak	0.000	0.000	9.000	3.367	9.067	4.683	9.260	5.532	10.524	5.068	9.183	3.867	0.000	0.000
Off Peak	0.000	0.000	0.000	0.000	0.000	0.000	0.000	0.000	0.000	0.000	0.000	0.000	0.000	0.000
Sh 1	0.000	0.000	0.000	0.000	0.000	0.000	0.000	0.000	0.000	0.000	0.000	0.000	0.000	0.000
Sh 2	0.000	0.000	0.000	0.000	0.000	0.000	0.000	0.000	0.000	0.000	0.000	0.000	0.000	0.000
<b>Total</b>	<b>0.000</b>	<b>0.000</b>	<b>9.000</b>	<b>3.367</b>	<b>9.067</b>	<b>4.683</b>	<b>9.260</b>	<b>5.532</b>	<b>10.524</b>	<b>5.068</b>	<b>9.183</b>	<b>3.867</b>	<b>0.000</b>	<b>0.000</b>

	Logged Totals			Normalized by Day	Normalized Weekly Totals		
	Lites On	Occupied	Logged		Lites On	Occupied	% Savings
Peak	89.800	42.933	326.150	^^ ^^	46.256	22.115	52.2%
Off Peak	0.000	0.000	0.000		0.000	0.000	0.0%
Sh 1	0.000	0.000	0.000		0.000	0.000	0.0%
Sh 2	0.000	0.000	0.000		0.000	0.000	0.0%
<b>Total</b>	<b>89.800</b>	<b>42.933</b>	<b>326.150</b>		<b>46.256</b>	<b>22.115</b>	<b>52.2%</b>



# Admin Building 1st Fl, Rm. 109

Area type: Private Office. Logger: 20671. Time delay 10 minutes. Sample College, Sample State College

## Energy Analysis Data by Day of Week

Sun	Total Log Time	Hours /Day	Logged Lites On	Normlzd Lites On per Day	Logged Occ	Normlzd Occ per Day
Peak	48.000	24.000	0.000	0.000	0.000	0.000
Off	0.000	0.000	0.000	0.000	0.000	0.000
Sh 1	0.000	0.000	0.000	0.000	0.000	0.000
Sh 2	0.000	0.000	0.000	0.000	0.000	0.000
<b>Total</b>	<b>48.000</b>	<b>24.000</b>	<b>0.000</b>	<b>0.000</b>	<b>0.000</b>	<b>0.000</b>

Tue	Total Log Time	Hours /Day	Logged Lites On	Normlzd Lites On per Day	Logged Occ	Normlzd Occ per Day
Peak	48.000	24.000	9.000	4.500	7.967	3.983
Off	0.000	0.000	0.000	0.000	0.000	0.000
Sh 1	0.000	0.000	0.000	0.000	0.000	0.000
Sh 2	0.000	0.000	0.000	0.000	0.000	0.000
<b>Total</b>	<b>48.000</b>	<b>24.000</b>	<b>9.000</b>	<b>4.500</b>	<b>7.967</b>	<b>3.983</b>

Thu	Total Log Time	Hours /Day	Logged Lites On	Normlzd Lites On per Day	Logged Occ	Normlzd Occ per Day
Peak	39.133	24.000	17.367	10.651	16.567	10.160
Off	0.000	0.000	0.000	0.000	0.000	0.000
Sh 1	0.000	0.000	0.000	0.000	0.000	0.000
Sh 2	0.000	0.000	0.000	0.000	0.000	0.000
<b>Total</b>	<b>39.133</b>	<b>24.000</b>	<b>17.367</b>	<b>10.651</b>	<b>16.567</b>	<b>10.160</b>

Sat	Total Log Time	Hours /Day	Logged Lites On	Normlzd Lites On per Day	Logged Occ	Normlzd Occ per Day
Peak	48.000	24.000	0.000	0.000	0.000	0.000
Off	0.000	0.000	0.000	0.000	0.000	0.000
Sh 1	0.000	0.000	0.000	0.000	0.000	0.000
Sh 2	0.000	0.000	0.000	0.000	0.000	0.000
<b>Total</b>	<b>48.000</b>	<b>24.000</b>	<b>0.000</b>	<b>0.000</b>	<b>0.000</b>	<b>0.000</b>

Mon	Total Log Time	Hours /Day	Logged Lites On	Normlzd Lites On per Day	Logged Occ	Normlzd Occ per Day
Peak	48.000	24.000	18.133	9.067	16.900	8.450
Off	0.000	0.000	0.000	0.000	0.000	0.000
Sh 1	0.000	0.000	0.000	0.000	0.000	0.000
Sh 2	0.000	0.000	0.000	0.000	0.000	0.000
<b>Total</b>	<b>48.000</b>	<b>24.000</b>	<b>18.133</b>	<b>9.067</b>	<b>16.900</b>	<b>8.450</b>

Wed	Total Log Time	Hours /Day	Logged Lites On	Normlzd Lites On per Day	Logged Occ	Normlzd Occ per Day
Peak	47.000	24.000	17.733	9.055	17.733	9.055
Off	0.000	0.000	0.000	0.000	0.000	0.000
Sh 1	0.000	0.000	0.000	0.000	0.000	0.000
Sh 2	0.000	0.000	0.000	0.000	0.000	0.000
<b>Total</b>	<b>47.000</b>	<b>24.000</b>	<b>17.733</b>	<b>9.055</b>	<b>17.733</b>	<b>9.055</b>

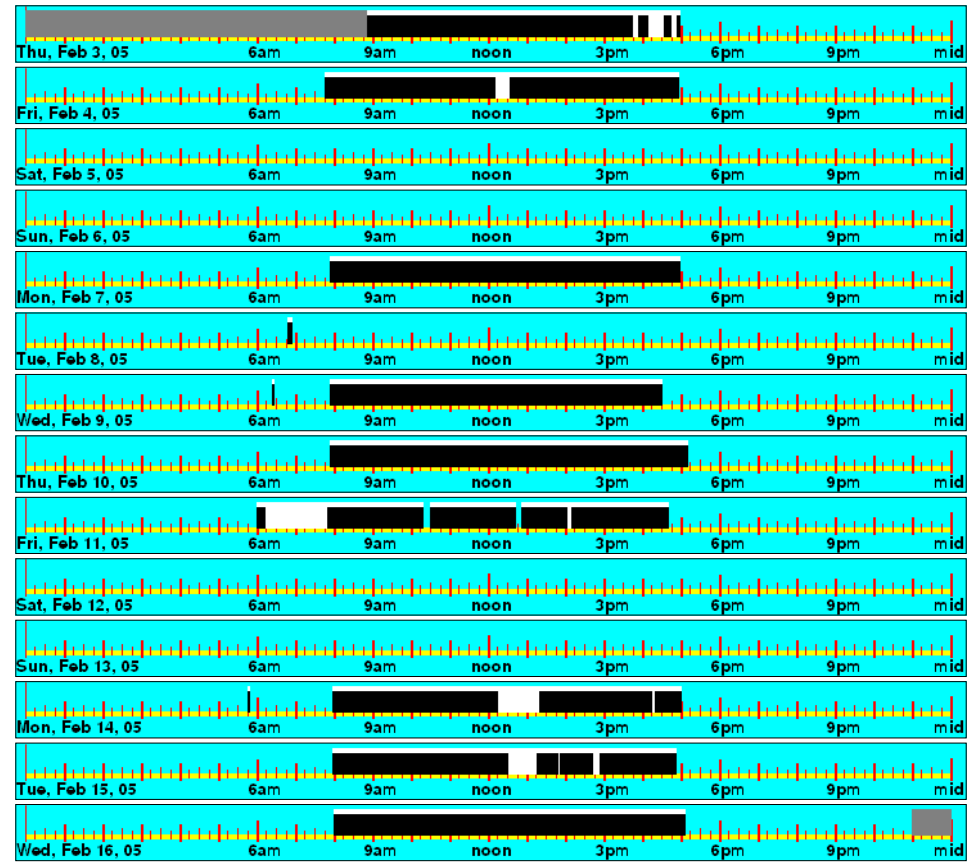
Fri	Total Log Time	Hours /Day	Logged Lites On	Normlzd Lites On per Day	Logged Occ	Normlzd Occ per Day
Peak	48.000	24.000	19.467	9.733	17.267	8.633
Off	0.000	0.000	0.000	0.000	0.000	0.000
Sh 1	0.000	0.000	0.000	0.000	0.000	0.000
Sh 2	0.000	0.000	0.000	0.000	0.000	0.000
<b>Total</b>	<b>48.000</b>	<b>24.000</b>	<b>19.467</b>	<b>9.733</b>	<b>17.267</b>	<b>8.633</b>

Peak	Logged Totals			Normalized Totals		
	Lites On	Occupied	Logged	Lites On	Occupied	% Savings
Peak	81.700	76.433	326.133	42.086	39.373	6.4%
Off	0.000	0.000	0.000	0.000	0.000	0.0%
Sh 1	0.000	0.000	0.000	0.000	0.000	0.0%
Sh 2	0.000	0.000	0.000	0.000	0.000	0.0%
<b>Total</b>	<b>81.700</b>	<b>76.433</b>	<b>326.133</b>	<b>42.086</b>	<b>39.373</b>	<b>6.4%</b>

## Normalized Data

	Sun		Mon		Tue		Wed		Thu		Fri		Sat	
	LO	Occ	LO	Occ	LO	Occ	LO	Occ	LO	Occ	LO	Occ	LO	Occ
Peak	0.000	0.000	9.067	8.450	4.500	3.983	9.055	9.055	10.651	10.160	9.733	8.633	0.000	0.000
Off Peak	0.000	0.000	0.000	0.000	0.000	0.000	0.000	0.000	0.000	0.000	0.000	0.000	0.000	0.000
Sh 1	0.000	0.000	0.000	0.000	0.000	0.000	0.000	0.000	0.000	0.000	0.000	0.000	0.000	0.000
Sh 2	0.000	0.000	0.000	0.000	0.000	0.000	0.000	0.000	0.000	0.000	0.000	0.000	0.000	0.000
<b>Total</b>	<b>0.000</b>	<b>0.000</b>	<b>9.067</b>	<b>8.450</b>	<b>4.500</b>	<b>3.983</b>	<b>9.055</b>	<b>9.055</b>	<b>10.651</b>	<b>10.160</b>	<b>9.733</b>	<b>8.633</b>	<b>0.000</b>	<b>0.000</b>

	Logged Totals			Normalized by Day	Normalized Weekly Totals		
	Lites On	Occupied	Logged		Lites On	Occupied	% Savings
Peak	81.700	76.433	326.133	^^ ^^	42.086	39.373	6.4%
Off Peak	0.000	0.000	0.000		0.000	0.000	0.0%
Sh 1	0.000	0.000	0.000		0.000	0.000	0.0%
Sh 2	0.000	0.000	0.000		0.000	0.000	0.0%
<b>Total</b>	<b>81.700</b>	<b>76.433</b>	<b>326.133</b>		<b>42.086</b>	<b>39.373</b>	<b>6.4%</b>



# Admin Building 1st Fl., L115

Area type: Private Office. Logger: 22018. Time delay 10 minutes. Sample College, Sample State College

## Energy Analysis Data by Day of Week

Sun	Total Log Time	Hours /Day	Logged Lites On	Normlzd Lites On per Day	Logged Occ	Normlzd Occ per Day
Peak	48.000	24.000	0.000	0.000	0.000	0.000
Diff	0.000	0.000	0.000	0.000	0.000	0.000
Sh 1	0.000	0.000	0.000	0.000	0.000	0.000
Sh 2	0.000	0.000	0.000	0.000	0.000	0.000
<b>Total</b>	<b>48.000</b>	<b>24.000</b>	<b>0.000</b>	<b>0.000</b>	<b>0.000</b>	<b>0.000</b>

Tue	Total Log Time	Hours /Day	Logged Lites On	Normlzd Lites On per Day	Logged Occ	Normlzd Occ per Day
Peak	48.000	24.000	19.567	9.783	16.900	8.450
Diff	0.000	0.000	0.000	0.000	0.000	0.000
Sh 1	0.000	0.000	0.000	0.000	0.000	0.000
Sh 2	0.000	0.000	0.000	0.000	0.000	0.000
<b>Total</b>	<b>48.000</b>	<b>24.000</b>	<b>19.567</b>	<b>9.783</b>	<b>16.900</b>	<b>8.450</b>

Thu	Total Log Time	Hours /Day	Logged Lites On	Normlzd Lites On per Day	Logged Occ	Normlzd Occ per Day
Peak	39.017	24.000	17.333	10.662	15.633	9.616
Diff	0.000	0.000	0.000	0.000	0.000	0.000
Sh 1	0.000	0.000	0.000	0.000	0.000	0.000
Sh 2	0.000	0.000	0.000	0.000	0.000	0.000
<b>Total</b>	<b>39.017</b>	<b>24.000</b>	<b>17.333</b>	<b>10.662</b>	<b>15.633</b>	<b>9.616</b>

Sat	Total Log Time	Hours /Day	Logged Lites On	Normlzd Lites On per Day	Logged Occ	Normlzd Occ per Day
Peak	48.000	24.000	0.500	0.250	0.233	0.117
Diff	0.000	0.000	0.000	0.000	0.000	0.000
Sh 1	0.000	0.000	0.000	0.000	0.000	0.000
Sh 2	0.000	0.000	0.000	0.000	0.000	0.000
<b>Total</b>	<b>48.000</b>	<b>24.000</b>	<b>0.500</b>	<b>0.250</b>	<b>0.233</b>	<b>0.117</b>

Mon	Total Log Time	Hours /Day	Logged Lites On	Normlzd Lites On per Day	Logged Occ	Normlzd Occ per Day
Peak	48.000	24.000	19.900	9.950	18.367	9.183
Diff	0.000	0.000	0.000	0.000	0.000	0.000
Sh 1	0.000	0.000	0.000	0.000	0.000	0.000
Sh 2	0.000	0.000	0.000	0.000	0.000	0.000
<b>Total</b>	<b>48.000</b>	<b>24.000</b>	<b>19.900</b>	<b>9.950</b>	<b>18.367</b>	<b>9.183</b>

Wed	Total Log Time	Hours /Day	Logged Lites On	Normlzd Lites On per Day	Logged Occ	Normlzd Occ per Day
Peak	47.000	24.000	18.017	9.200	17.283	8.826
Diff	0.000	0.000	0.000	0.000	0.000	0.000
Sh 1	0.000	0.000	0.000	0.000	0.000	0.000
Sh 2	0.000	0.000	0.000	0.000	0.000	0.000
<b>Total</b>	<b>47.000</b>	<b>24.000</b>	<b>18.017</b>	<b>9.200</b>	<b>17.283</b>	<b>8.826</b>

Fri	Total Log Time	Hours /Day	Logged Lites On	Normlzd Lites On per Day	Logged Occ	Normlzd Occ per Day
Peak	48.000	24.000	16.567	8.283	14.833	7.417
Diff	0.000	0.000	0.000	0.000	0.000	0.000
Sh 1	0.000	0.000	0.000	0.000	0.000	0.000
Sh 2	0.000	0.000	0.000	0.000	0.000	0.000
<b>Total</b>	<b>48.000</b>	<b>24.000</b>	<b>16.567</b>	<b>8.283</b>	<b>14.833</b>	<b>7.417</b>

	Logged Totals			Normalized Totals		
	Lites On	Occupied	Logged	Lites On	Occupied	% Savings
Peak	91.883	83.250	326.017	47.349	42.900	9.4%
Diff	0.000	0.000	0.000	0.000	0.000	0.0%
Sh 1	0.000	0.000	0.000	0.000	0.000	0.0%
Sh 2	0.000	0.000	0.000	0.000	0.000	0.0%
<b>Total</b>	<b>91.883</b>	<b>83.250</b>	<b>326.017</b>	<b>47.349</b>	<b>42.900</b>	<b>9.4%</b>

## Normalized Data

	Sun		Mon		Tue		Wed		Thu		Fri		Sat	
	LO	Occ	LO	Occ	LO	Occ	LO	Occ	LO	Occ	LO	Occ	LO	Occ
Peak	0.000	0.000	9.950	9.183	9.783	8.450	9.200	8.826	10.662	9.616	8.283	7.417	0.250	0.117
Diff Peak	0.000	0.000	0.000	0.000	0.000	0.000	0.000	0.000	0.000	0.000	0.000	0.000	0.000	0.000
Sh 1	0.000	0.000	0.000	0.000	0.000	0.000	0.000	0.000	0.000	0.000	0.000	0.000	0.000	0.000
Sh 2	0.000	0.000	0.000	0.000	0.000	0.000	0.000	0.000	0.000	0.000	0.000	0.000	0.000	0.000
<b>Total</b>	<b>0.000</b>	<b>0.000</b>	<b>9.950</b>	<b>9.183</b>	<b>9.783</b>	<b>8.450</b>	<b>9.200</b>	<b>8.826</b>	<b>10.662</b>	<b>9.616</b>	<b>8.283</b>	<b>7.417</b>	<b>0.250</b>	<b>0.117</b>

	Logged Totals			Normalized by Day	Normalized Weekly Totals		
	Lites On	Occupied	Logged		Lites On	Occupied	% Savings
Peak	91.883	83.250	326.017	^^ ^^	47.349	42.900	9.4%
Diff Peak	0.000	0.000	0.000		0.000	0.000	0.0%
Sh 1	0.000	0.000	0.000		0.000	0.000	0.0%
Sh 2	0.000	0.000	0.000		0.000	0.000	0.0%
<b>Total</b>	<b>91.883</b>	<b>83.250</b>	<b>326.017</b>		<b>47.349</b>	<b>42.900</b>	<b>9.4%</b>



# Admin Building 2nd Fl. Comp Area

Area type: Open Office. Logger: 22611. Time delay 10 minutes. Sample College, Sample State College

## Energy Analysis

### Data by Day of Week

Sun	Total Log Time	Hours /Day	Logged Lites On	Normlzd Lites On per Day	Logged Occ	Normlzd Occ per Day
Peak	48.000	24.000	11.800	5.900	11.800	5.900
Diff	0.000	0.000	0.000	0.000	0.000	0.000
Sh 1	0.000	0.000	0.000	0.000	0.000	0.000
Sh 2	0.000	0.000	0.000	0.000	0.000	0.000
<b>Total</b>	<b>48.000</b>	<b>24.000</b>	<b>11.800</b>	<b>5.900</b>	<b>11.800</b>	<b>5.900</b>

Tue	Total Log Time	Hours /Day	Logged Lites On	Normlzd Lites On per Day	Logged Occ	Normlzd Occ per Day
Peak	48.000	24.000	27.567	13.783	27.067	13.533
Diff	0.000	0.000	0.000	0.000	0.000	0.000
Sh 1	0.000	0.000	0.000	0.000	0.000	0.000
Sh 2	0.000	0.000	0.000	0.000	0.000	0.000
<b>Total</b>	<b>48.000</b>	<b>24.000</b>	<b>27.567</b>	<b>13.783</b>	<b>27.067</b>	<b>13.533</b>

Thu	Total Log Time	Hours /Day	Logged Lites On	Normlzd Lites On per Day	Logged Occ	Normlzd Occ per Day
Peak	38.717	24.000	25.367	15.724	25.033	15.518
Diff	0.000	0.000	0.000	0.000	0.000	0.000
Sh 1	0.000	0.000	0.000	0.000	0.000	0.000
Sh 2	0.000	0.000	0.000	0.000	0.000	0.000
<b>Total</b>	<b>38.717</b>	<b>24.000</b>	<b>25.367</b>	<b>15.724</b>	<b>25.033</b>	<b>15.518</b>

Sat	Total Log Time	Hours /Day	Logged Lites On	Normlzd Lites On per Day	Logged Occ	Normlzd Occ per Day
Peak	48.000	24.000	0.000	0.000	0.000	0.000
Diff	0.000	0.000	0.000	0.000	0.000	0.000
Sh 1	0.000	0.000	0.000	0.000	0.000	0.000
Sh 2	0.000	0.000	0.000	0.000	0.000	0.000
<b>Total</b>	<b>48.000</b>	<b>24.000</b>	<b>0.000</b>	<b>0.000</b>	<b>0.000</b>	<b>0.000</b>

Mon	Total Log Time	Hours /Day	Logged Lites On	Normlzd Lites On per Day	Logged Occ	Normlzd Occ per Day
Peak	48.000	24.000	27.200	13.600	26.433	13.217
Diff	0.000	0.000	0.000	0.000	0.000	0.000
Sh 1	0.000	0.000	0.000	0.000	0.000	0.000
Sh 2	0.000	0.000	0.000	0.000	0.000	0.000
<b>Total</b>	<b>48.000</b>	<b>24.000</b>	<b>27.200</b>	<b>13.600</b>	<b>26.433</b>	<b>13.217</b>

Wed	Total Log Time	Hours /Day	Logged Lites On	Normlzd Lites On per Day	Logged Occ	Normlzd Occ per Day
Peak	47.000	24.000	27.900	14.247	27.833	14.213
Diff	0.000	0.000	0.000	0.000	0.000	0.000
Sh 1	0.000	0.000	0.000	0.000	0.000	0.000
Sh 2	0.000	0.000	0.000	0.000	0.000	0.000
<b>Total</b>	<b>47.000</b>	<b>24.000</b>	<b>27.900</b>	<b>14.247</b>	<b>27.833</b>	<b>14.213</b>

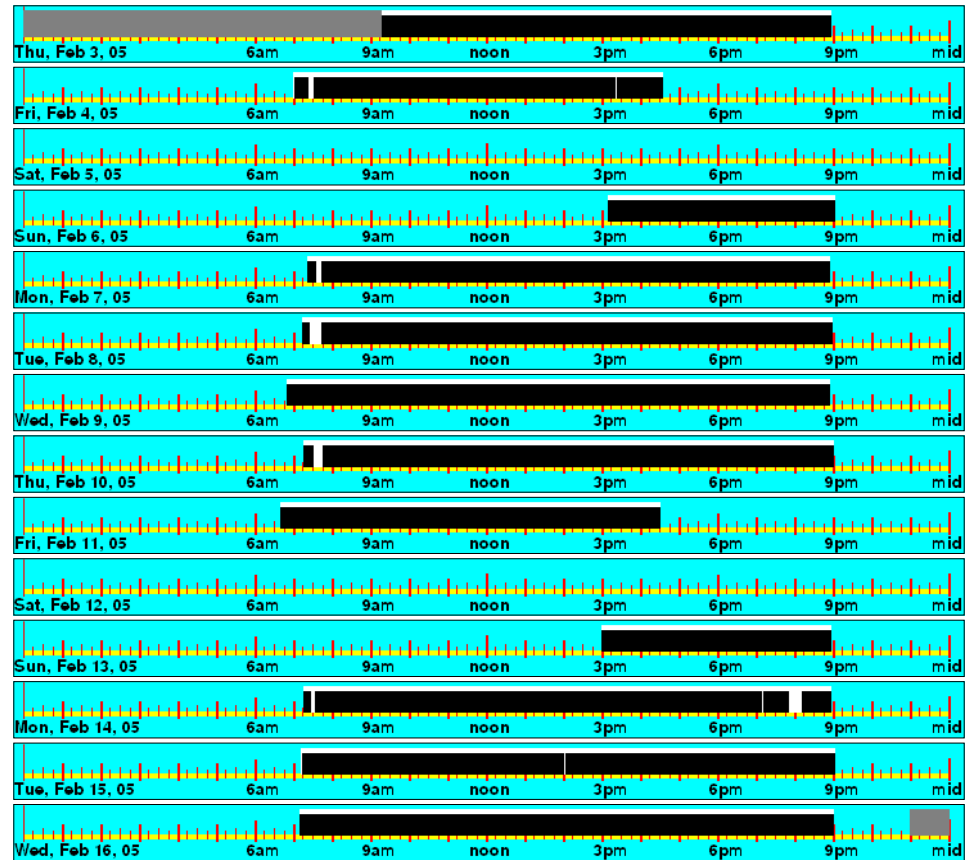
Fri	Total Log Time	Hours /Day	Logged Lites On	Normlzd Lites On per Day	Logged Occ	Normlzd Occ per Day
Peak	48.000	24.000	19.400	9.700	19.133	9.567
Diff	0.000	0.000	0.000	0.000	0.000	0.000
Sh 1	0.000	0.000	0.000	0.000	0.000	0.000
Sh 2	0.000	0.000	0.000	0.000	0.000	0.000
<b>Total</b>	<b>48.000</b>	<b>24.000</b>	<b>19.400</b>	<b>9.700</b>	<b>19.133</b>	<b>9.567</b>

	Logged Totals			Normalized Totals		
	Lites On	Occupied	Logged	Lites On	Occupied	% Savings
Peak	139.233	137.300	325.717	71.815	70.817	1.4%
Diff	0.000	0.000	0.000	0.000	0.000	0.0%
Sh 1	0.000	0.000	0.000	0.000	0.000	0.0%
Sh 2	0.000	0.000	0.000	0.000	0.000	0.0%
<b>Total</b>	<b>139.233</b>	<b>137.300</b>	<b>325.717</b>	<b>71.815</b>	<b>70.817</b>	<b>1.4%</b>

### Normalized Data

	Sun		Mon		Tue		Wed		Thu		Fri		Sat	
	LO	Occ	LO	Occ	LO	Occ	LO	Occ	LO	Occ	LO	Occ	LO	Occ
Peak	5.900	5.900	13.600	13.217	13.783	13.533	14.247	14.213	15.724	15.518	9.700	9.567	0.000	0.000
Diff Peak	0.000	0.000	0.000	0.000	0.000	0.000	0.000	0.000	0.000	0.000	0.000	0.000	0.000	0.000
Sh 1	0.000	0.000	0.000	0.000	0.000	0.000	0.000	0.000	0.000	0.000	0.000	0.000	0.000	0.000
Sh 2	0.000	0.000	0.000	0.000	0.000	0.000	0.000	0.000	0.000	0.000	0.000	0.000	0.000	0.000
<b>Total</b>	<b>5.900</b>	<b>5.900</b>	<b>13.600</b>	<b>13.217</b>	<b>13.783</b>	<b>13.533</b>	<b>14.247</b>	<b>14.213</b>	<b>15.724</b>	<b>15.518</b>	<b>9.700</b>	<b>9.567</b>	<b>0.000</b>	<b>0.000</b>

	Logged Totals			Normalized by Day	Normalized Weekly Totals		
	Lites On	Occupied	Logged		Lites On	Occupied	% Savings
Peak	139.233	137.300	325.717	^^ ^^	71.815	70.817	1.4%
Diff Peak	0.000	0.000	0.000		0.000	0.000	0.0%
Sh 1	0.000	0.000	0.000		0.000	0.000	0.0%
Sh 2	0.000	0.000	0.000		0.000	0.000	0.0%
<b>Total</b>	<b>139.233</b>	<b>137.300</b>	<b>325.717</b>		<b>71.815</b>	<b>70.817</b>	<b>1.4%</b>



# Admin Building 2nd Fl. Copy Rm. 214

Area type: Storage. Logger: 23143. Time delay 10 minutes. Sample College, Sample State College

## Energy Analysis

### Data by Day of Week

Sun	Total Log Time	Hours /Day	Logged Lites On	Normlzd Lites On per Day	Logged Occ	Normlzd Occ per Day
Peak	48.000	24.000	10.900	5.450	0.900	0.450
Diff	0.000	0.000	0.000	0.000	0.000	0.000
Sh 1	0.000	0.000	0.000	0.000	0.000	0.000
Sh 2	0.000	0.000	0.000	0.000	0.000	0.000
<b>Total</b>	<b>48.000</b>	<b>24.000</b>	<b>10.900</b>	<b>5.450</b>	<b>0.900</b>	<b>0.450</b>

Tue	Total Log Time	Hours /Day	Logged Lites On	Normlzd Lites On per Day	Logged Occ	Normlzd Occ per Day
Peak	48.000	24.000	26.533	13.267	6.667	3.333
Diff	0.000	0.000	0.000	0.000	0.000	0.000
Sh 1	0.000	0.000	0.000	0.000	0.000	0.000
Sh 2	0.000	0.000	0.000	0.000	0.000	0.000
<b>Total</b>	<b>48.000</b>	<b>24.000</b>	<b>26.533</b>	<b>13.267</b>	<b>6.667</b>	<b>3.333</b>

Thu	Total Log Time	Hours /Day	Logged Lites On	Normlzd Lites On per Day	Logged Occ	Normlzd Occ per Day
Peak	38.767	24.000	24.400	15.106	4.200	2.600
Diff	0.000	0.000	0.000	0.000	0.000	0.000
Sh 1	0.000	0.000	0.000	0.000	0.000	0.000
Sh 2	0.000	0.000	0.000	0.000	0.000	0.000
<b>Total</b>	<b>38.767</b>	<b>24.000</b>	<b>24.400</b>	<b>15.106</b>	<b>4.200</b>	<b>2.600</b>

Sat	Total Log Time	Hours /Day	Logged Lites On	Normlzd Lites On per Day	Logged Occ	Normlzd Occ per Day
Peak	48.000	24.000	0.000	0.000	0.000	0.000
Diff	0.000	0.000	0.000	0.000	0.000	0.000
Sh 1	0.000	0.000	0.000	0.000	0.000	0.000
Sh 2	0.000	0.000	0.000	0.000	0.000	0.000
<b>Total</b>	<b>48.000</b>	<b>24.000</b>	<b>0.000</b>	<b>0.000</b>	<b>0.000</b>	<b>0.000</b>

Mon	Total Log Time	Hours /Day	Logged Lites On	Normlzd Lites On per Day	Logged Occ	Normlzd Occ per Day
Peak	48.000	24.000	25.800	12.900	7.100	3.550
Diff	0.000	0.000	0.000	0.000	0.000	0.000
Sh 1	0.000	0.000	0.000	0.000	0.000	0.000
Sh 2	0.000	0.000	0.000	0.000	0.000	0.000
<b>Total</b>	<b>48.000</b>	<b>24.000</b>	<b>25.800</b>	<b>12.900</b>	<b>7.100</b>	<b>3.550</b>

Wed	Total Log Time	Hours /Day	Logged Lites On	Normlzd Lites On per Day	Logged Occ	Normlzd Occ per Day
Peak	47.000	24.000	26.900	13.736	7.133	3.643
Diff	0.000	0.000	0.000	0.000	0.000	0.000
Sh 1	0.000	0.000	0.000	0.000	0.000	0.000
Sh 2	0.000	0.000	0.000	0.000	0.000	0.000
<b>Total</b>	<b>47.000</b>	<b>24.000</b>	<b>26.900</b>	<b>13.736</b>	<b>7.133</b>	<b>3.643</b>


Fri	Total Log Time	Hours /Day	Logged Lites On	Normlzd Lites On per Day	Logged Occ	Normlzd Occ per Day
Peak	48.000	24.000	18.033	9.017	6.133	3.067
Diff	0.000	0.000	0.000	0.000	0.000	0.000
Sh 1	0.000	0.000	0.000	0.000	0.000	0.000
Sh 2	0.000	0.000	0.000	0.000	0.000	0.000
<b>Total</b>	<b>48.000</b>	<b>24.000</b>	<b>18.033</b>	<b>9.017</b>	<b>6.133</b>	<b>3.067</b>

	Logged Totals			Normalized Totals		
	Lites On	Occupied	Logged	Lites On	Occupied	% Savings
Peak	132.567	32.133	325.767	68.365	16.571	75.8%
Diff Peak	0.000	0.000	0.000	0.000	0.000	0.0%
Sh 1	0.000	0.000	0.000	0.000	0.000	0.0%
Sh 2	0.000	0.000	0.000	0.000	0.000	0.0%
<b>Total</b>	<b>132.567</b>	<b>32.133</b>	<b>325.767</b>	<b>68.365</b>	<b>16.571</b>	<b>75.8%</b>

### Normalized Data

	Sun		Mon		Tue		Wed		Thu		Fri		Sat	
	LO	Occ	LO	Occ	LO	Occ	LO	Occ	LO	Occ	LO	Occ	LO	Occ
Peak	5.450	0.450	12.900	3.550	13.267	3.333	13.736	3.643	15.106	2.600	9.017	3.067	0.000	0.000
Diff Peak	0.000	0.000	0.000	0.000	0.000	0.000	0.000	0.000	0.000	0.000	0.000	0.000	0.000	0.000
Sh 1	0.000	0.000	0.000	0.000	0.000	0.000	0.000	0.000	0.000	0.000	0.000	0.000	0.000	0.000
Sh 2	0.000	0.000	0.000	0.000	0.000	0.000	0.000	0.000	0.000	0.000	0.000	0.000	0.000	0.000
<b>Total</b>	<b>5.450</b>	<b>0.450</b>	<b>12.900</b>	<b>3.550</b>	<b>13.267</b>	<b>3.333</b>	<b>13.736</b>	<b>3.643</b>	<b>15.106</b>	<b>2.600</b>	<b>9.017</b>	<b>3.067</b>	<b>0.000</b>	<b>0.000</b>

	Logged Totals			Normalized by Day	Normalized Weekly Totals		
	Lites On	Occupied	Logged		Lites On	Occupied	% Savings
Peak	132.567	32.133	325.767	^^ ^^	68.365	16.571	75.8%
Diff Peak	0.000	0.000	0.000		0.000	0.000	0.0%
Sh 1	0.000	0.000	0.000		0.000	0.000	0.0%
Sh 2	0.000	0.000	0.000		0.000	0.000	0.0%
<b>Total</b>	<b>132.567</b>	<b>32.133</b>	<b>325.767</b>		<b>68.365</b>	<b>16.571</b>	<b>75.8%</b>



# Admin Building 2nd Fl. Library

Area type: Open Space. Logger: 23259. Time delay 10 minutes. Sample College, Sample State College

## Energy Analysis

### Data by Day of Week

Sun	Total Log Time	Hours /Day	Logged Lites On	Normlzd Lites On per Day	Logged Occ	Normlzd Occ per Day
Peak	48.000	24.000	11.467	5.733	6.367	3.183
Off	0.000	0.000	0.000	0.000	0.000	0.000
Sh 1	0.000	0.000	0.000	0.000	0.000	0.000
Sh 2	0.000	0.000	0.000	0.000	0.000	0.000
<b>Total</b>	<b>48.000</b>	<b>24.000</b>	<b>11.467</b>	<b>5.733</b>	<b>6.367</b>	<b>3.183</b>

Tue	Total Log Time	Hours /Day	Logged Lites On	Normlzd Lites On per Day	Logged Occ	Normlzd Occ per Day
Peak	48.000	24.000	27.300	13.650	23.500	11.750
Off	0.000	0.000	0.000	0.000	0.000	0.000
Sh 1	0.000	0.000	0.000	0.000	0.000	0.000
Sh 2	0.000	0.000	0.000	0.000	0.000	0.000
<b>Total</b>	<b>48.000</b>	<b>24.000</b>	<b>27.300</b>	<b>13.650</b>	<b>23.500</b>	<b>11.750</b>

Thu	Total Log Time	Hours /Day	Logged Lites On	Normlzd Lites On per Day	Logged Occ	Normlzd Occ per Day
Peak	38.867	24.000	24.450	15.098	21.033	12.988
Off	0.000	0.000	0.000	0.000	0.000	0.000
Sh 1	0.000	0.000	0.000	0.000	0.000	0.000
Sh 2	0.000	0.000	0.000	0.000	0.000	0.000
<b>Total</b>	<b>38.867</b>	<b>24.000</b>	<b>24.450</b>	<b>15.098</b>	<b>21.033</b>	<b>12.988</b>

Sat	Total Log Time	Hours /Day	Logged Lites On	Normlzd Lites On per Day	Logged Occ	Normlzd Occ per Day
Peak	48.000	24.000	0.000	0.000	0.000	0.000
Off	0.000	0.000	0.000	0.000	0.000	0.000
Sh 1	0.000	0.000	0.000	0.000	0.000	0.000
Sh 2	0.000	0.000	0.000	0.000	0.000	0.000
<b>Total</b>	<b>48.000</b>	<b>24.000</b>	<b>0.000</b>	<b>0.000</b>	<b>0.000</b>	<b>0.000</b>

Mon	Total Log Time	Hours /Day	Logged Lites On	Normlzd Lites On per Day	Logged Occ	Normlzd Occ per Day
Peak	48.000	24.000	27.033	13.517	21.867	10.933
Off	0.000	0.000	0.000	0.000	0.000	0.000
Sh 1	0.000	0.000	0.000	0.000	0.000	0.000
Sh 2	0.000	0.000	0.000	0.000	0.000	0.000
<b>Total</b>	<b>48.000</b>	<b>24.000</b>	<b>27.033</b>	<b>13.517</b>	<b>21.867</b>	<b>10.933</b>

Wed	Total Log Time	Hours /Day	Logged Lites On	Normlzd Lites On per Day	Logged Occ	Normlzd Occ per Day
Peak	47.000	24.000	27.167	13.872	24.467	12.494
Off	0.000	0.000	0.000	0.000	0.000	0.000
Sh 1	0.000	0.000	0.000	0.000	0.000	0.000
Sh 2	0.000	0.000	0.000	0.000	0.000	0.000
<b>Total</b>	<b>47.000</b>	<b>24.000</b>	<b>27.167</b>	<b>13.872</b>	<b>24.467</b>	<b>12.494</b>


Fri	Total Log Time	Hours /Day	Logged Lites On	Normlzd Lites On per Day	Logged Occ	Normlzd Occ per Day
Peak	48.000	24.000	18.267	9.133	17.067	8.533
Off	0.000	0.000	0.000	0.000	0.000	0.000
Sh 1	0.000	0.000	0.000	0.000	0.000	0.000
Sh 2	0.000	0.000	0.000	0.000	0.000	0.000
<b>Total</b>	<b>48.000</b>	<b>24.000</b>	<b>18.267</b>	<b>9.133</b>	<b>17.067</b>	<b>8.533</b>

	Logged Totals			Normalized Totals		
	Lites On	Occupied	Logged	Lites On	Occupied	% Savings
Peak	135.683	114.300	325.867	69.951	58.927	15.8%
Off Peak	0.000	0.000	0.000	0.000	0.000	0.0%
Sh 1	0.000	0.000	0.000	0.000	0.000	0.0%
Sh 2	0.000	0.000	0.000	0.000	0.000	0.0%
<b>Total</b>	<b>135.683</b>	<b>114.300</b>	<b>325.867</b>	<b>69.951</b>	<b>58.927</b>	<b>15.8%</b>

### Normalized Data

	Sun		Mon		Tue		Wed		Thu		Fri		Sat	
	LO	Occ	LO	Occ	LO	Occ	LO	Occ	LO	Occ	LO	Occ	LO	Occ
Peak	5.733	3.183	13.517	10.933	13.650	11.750	13.872	12.494	15.098	12.988	9.133	8.533	0.000	0.000
Off Peak	0.000	0.000	0.000	0.000	0.000	0.000	0.000	0.000	0.000	0.000	0.000	0.000	0.000	0.000
Sh 1	0.000	0.000	0.000	0.000	0.000	0.000	0.000	0.000	0.000	0.000	0.000	0.000	0.000	0.000
Sh 2	0.000	0.000	0.000	0.000	0.000	0.000	0.000	0.000	0.000	0.000	0.000	0.000	0.000	0.000
<b>Total</b>	<b>5.733</b>	<b>3.183</b>	<b>13.517</b>	<b>10.933</b>	<b>13.650</b>	<b>11.750</b>	<b>13.872</b>	<b>12.494</b>	<b>15.098</b>	<b>12.988</b>	<b>9.133</b>	<b>8.533</b>	<b>0.000</b>	<b>0.000</b>

	Logged Totals			Normalized by Day	Normalized Weekly Totals		
	Lites On	Occupied	Logged		Lites On	Occupied	% Savings
Peak	135.683	114.300	325.867	^^ ^^	69.951	58.927	15.8%
Off Peak	0.000	0.000	0.000		0.000	0.000	0.0%
Sh 1	0.000	0.000	0.000		0.000	0.000	0.0%
Sh 2	0.000	0.000	0.000		0.000	0.000	0.0%
<b>Total</b>	<b>135.683</b>	<b>114.300</b>	<b>325.867</b>		<b>69.951</b>	<b>58.927</b>	<b>15.8%</b>



# Admin Building 3rd Fl. Mens

Area type: Restroom. Logger: 22473. Time delay 10 minutes. Sample College, Sample State College

## Energy Analysis

### Data by Day of Week

Sun	Total Log Time	Hours /Day	Logged Lites On	Normlzd Lites On per Day	Logged Occ	Normlzd Occ per Day
Peak	48.000	24.000	0.000	0.000	0.000	0.000
Diff	0.000	0.000	0.000	0.000	0.000	0.000
Sh 1	0.000	0.000	0.000	0.000	0.000	0.000
Sh 2	0.000	0.000	0.000	0.000	0.000	0.000
<b>Total</b>	<b>48.000</b>	<b>24.000</b>	<b>0.000</b>	<b>0.000</b>	<b>0.000</b>	<b>0.000</b>

Tue	Total Log Time	Hours /Day	Logged Lites On	Normlzd Lites On per Day	Logged Occ	Normlzd Occ per Day
Peak	48.000	24.000	12.333	6.167	3.867	1.933
Diff	0.000	0.000	0.000	0.000	0.000	0.000
Sh 1	0.000	0.000	0.000	0.000	0.000	0.000
Sh 2	0.000	0.000	0.000	0.000	0.000	0.000
<b>Total</b>	<b>48.000</b>	<b>24.000</b>	<b>12.333</b>	<b>6.167</b>	<b>3.867</b>	<b>1.933</b>

Thu	Total Log Time	Hours /Day	Logged Lites On	Normlzd Lites On per Day	Logged Occ	Normlzd Occ per Day
Peak	38.650	24.000	16.067	9.977	5.500	3.415
Diff	0.000	0.000	0.000	0.000	0.000	0.000
Sh 1	0.000	0.000	0.000	0.000	0.000	0.000
Sh 2	0.000	0.000	0.000	0.000	0.000	0.000
<b>Total</b>	<b>38.650</b>	<b>24.000</b>	<b>16.067</b>	<b>9.977</b>	<b>5.500</b>	<b>3.415</b>

Sat	Total Log Time	Hours /Day	Logged Lites On	Normlzd Lites On per Day	Logged Occ	Normlzd Occ per Day
Peak	48.000	24.000	0.100	0.050	0.100	0.050
Diff	0.000	0.000	0.000	0.000	0.000	0.000
Sh 1	0.000	0.000	0.000	0.000	0.000	0.000
Sh 2	0.000	0.000	0.000	0.000	0.000	0.000
<b>Total</b>	<b>48.000</b>	<b>24.000</b>	<b>0.100</b>	<b>0.050</b>	<b>0.100</b>	<b>0.050</b>

Mon	Total Log Time	Hours /Day	Logged Lites On	Normlzd Lites On per Day	Logged Occ	Normlzd Occ per Day
Peak	48.000	24.000	8.400	4.200	2.200	1.100
Diff	0.000	0.000	0.000	0.000	0.000	0.000
Sh 1	0.000	0.000	0.000	0.000	0.000	0.000
Sh 2	0.000	0.000	0.000	0.000	0.000	0.000
<b>Total</b>	<b>48.000</b>	<b>24.000</b>	<b>8.400</b>	<b>4.200</b>	<b>2.200</b>	<b>1.100</b>

Wed	Total Log Time	Hours /Day	Logged Lites On	Normlzd Lites On per Day	Logged Occ	Normlzd Occ per Day
Peak	47.000	24.000	9.533	4.868	3.267	1.668
Diff	0.000	0.000	0.000	0.000	0.000	0.000
Sh 1	0.000	0.000	0.000	0.000	0.000	0.000
Sh 2	0.000	0.000	0.000	0.000	0.000	0.000
<b>Total</b>	<b>47.000</b>	<b>24.000</b>	<b>9.533</b>	<b>4.868</b>	<b>3.267</b>	<b>1.668</b>


Fri	Total Log Time	Hours /Day	Logged Lites On	Normlzd Lites On per Day	Logged Occ	Normlzd Occ per Day
Peak	48.000	24.000	11.600	5.800	4.667	2.333
Diff	0.000	0.000	0.000	0.000	0.000	0.000
Sh 1	0.000	0.000	0.000	0.000	0.000	0.000
Sh 2	0.000	0.000	0.000	0.000	0.000	0.000
<b>Total</b>	<b>48.000</b>	<b>24.000</b>	<b>11.600</b>	<b>5.800</b>	<b>4.667</b>	<b>2.333</b>

	Logged Totals			Normalized Totals		
	Lites On	Occupied	Logged	Lites On	Occupied	% Savings
Peak	58.033	19.600	325.650	29.939	10.111	66.2%
Diff	0.000	0.000	0.000	0.000	0.000	0.0%
Sh 1	0.000	0.000	0.000	0.000	0.000	0.0%
Sh 2	0.000	0.000	0.000	0.000	0.000	0.0%
<b>Total</b>	<b>58.033</b>	<b>19.600</b>	<b>325.650</b>	<b>29.939</b>	<b>10.111</b>	<b>66.2%</b>

### Normalized Data

	Sun		Mon		Tue		Wed		Thu		Fri		Sat	
	LO	Occ	LO	Occ	LO	Occ	LO	Occ	LO	Occ	LO	Occ	LO	Occ
Peak	0.000	0.000	4.200	1.100	6.167	1.933	4.868	1.668	9.977	3.415	5.800	2.333	0.050	0.050
Diff Peak	0.000	0.000	0.000	0.000	0.000	0.000	0.000	0.000	0.000	0.000	0.000	0.000	0.000	0.000
Sh 1	0.000	0.000	0.000	0.000	0.000	0.000	0.000	0.000	0.000	0.000	0.000	0.000	0.000	0.000
Sh 2	0.000	0.000	0.000	0.000	0.000	0.000	0.000	0.000	0.000	0.000	0.000	0.000	0.000	0.000
<b>Total</b>	<b>0.000</b>	<b>0.000</b>	<b>4.200</b>	<b>1.100</b>	<b>6.167</b>	<b>1.933</b>	<b>4.868</b>	<b>1.668</b>	<b>9.977</b>	<b>3.415</b>	<b>5.800</b>	<b>2.333</b>	<b>0.050</b>	<b>0.050</b>

	Logged Totals			Normalized by Day	Normalized Weekly Totals		
	Lites On	Occupied	Logged		Lites On	Occupied	% Savings
Peak	58.033	19.600	325.650	^^ ^^	29.939	10.111	66.2%
Diff Peak	0.000	0.000	0.000		0.000	0.000	0.0%
Sh 1	0.000	0.000	0.000		0.000	0.000	0.0%
Sh 2	0.000	0.000	0.000		0.000	0.000	0.0%
<b>Total</b>	<b>58.033</b>	<b>19.600</b>	<b>325.650</b>		<b>29.939</b>	<b>10.111</b>	<b>66.2%</b>



# Admin Building 3rd Fl. Rack

Area type: Open Office. Logger: 23071. Time delay 10 minutes. Sample College, Sample State College

## Energy Analysis Data by Day of Week

Sun	Total Log Time	Hours /Day	Logged Lites On	Normlzd Lites On per Day	Logged Occ	Normlzd Occ per Day
Peak	48.000	24.000	0.000	0.000	0.000	0.000
Diff	0.000	0.000	0.000	0.000	0.000	0.000
Sh 1	0.000	0.000	0.000	0.000	0.000	0.000
Sh 2	0.000	0.000	0.000	0.000	0.000	0.000
<b>Total</b>	<b>48.000</b>	<b>24.000</b>	<b>0.000</b>	<b>0.000</b>	<b>0.000</b>	<b>0.000</b>

Tue	Total Log Time	Hours /Day	Logged Lites On	Normlzd Lites On per Day	Logged Occ	Normlzd Occ per Day
Peak	48.000	24.000	25.133	12.567	2.300	1.150
Diff	0.000	0.000	0.000	0.000	0.000	0.000
Sh 1	0.000	0.000	0.000	0.000	0.000	0.000
Sh 2	0.000	0.000	0.000	0.000	0.000	0.000
<b>Total</b>	<b>48.000</b>	<b>24.000</b>	<b>25.133</b>	<b>12.567</b>	<b>2.300</b>	<b>1.150</b>

Thu	Total Log Time	Hours /Day	Logged Lites On	Normlzd Lites On per Day	Logged Occ	Normlzd Occ per Day
Peak	38.717	24.000	24.100	14.939	2.700	1.674
Diff	0.000	0.000	0.000	0.000	0.000	0.000
Sh 1	0.000	0.000	0.000	0.000	0.000	0.000
Sh 2	0.000	0.000	0.000	0.000	0.000	0.000
<b>Total</b>	<b>38.717</b>	<b>24.000</b>	<b>24.100</b>	<b>14.939</b>	<b>2.700</b>	<b>1.674</b>

Sat	Total Log Time	Hours /Day	Logged Lites On	Normlzd Lites On per Day	Logged Occ	Normlzd Occ per Day
Peak	48.000	24.000	0.000	0.000	0.000	0.000
Diff	0.000	0.000	0.000	0.000	0.000	0.000
Sh 1	0.000	0.000	0.000	0.000	0.000	0.000
Sh 2	0.000	0.000	0.000	0.000	0.000	0.000
<b>Total</b>	<b>48.000</b>	<b>24.000</b>	<b>0.000</b>	<b>0.000</b>	<b>0.000</b>	<b>0.000</b>

Mon	Total Log Time	Hours /Day	Logged Lites On	Normlzd Lites On per Day	Logged Occ	Normlzd Occ per Day
Peak	48.000	24.000	26.200	13.100	1.800	0.900
Diff	0.000	0.000	0.000	0.000	0.000	0.000
Sh 1	0.000	0.000	0.000	0.000	0.000	0.000
Sh 2	0.000	0.000	0.000	0.000	0.000	0.000
<b>Total</b>	<b>48.000</b>	<b>24.000</b>	<b>26.200</b>	<b>13.100</b>	<b>1.800</b>	<b>0.900</b>

Wed	Total Log Time	Hours /Day	Logged Lites On	Normlzd Lites On per Day	Logged Occ	Normlzd Occ per Day
Peak	47.000	24.000	24.867	12.698	1.767	0.902
Diff	0.000	0.000	0.000	0.000	0.000	0.000
Sh 1	0.000	0.000	0.000	0.000	0.000	0.000
Sh 2	0.000	0.000	0.000	0.000	0.000	0.000
<b>Total</b>	<b>47.000</b>	<b>24.000</b>	<b>24.867</b>	<b>12.698</b>	<b>1.767</b>	<b>0.902</b>

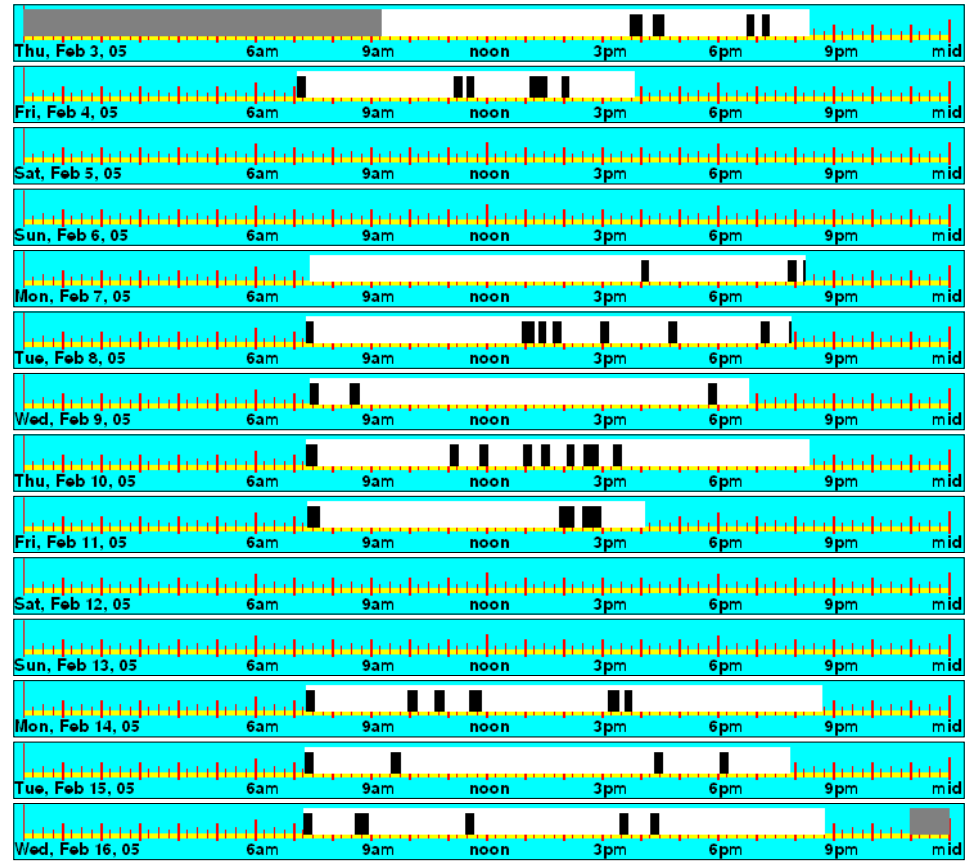
Fri	Total Log Time	Hours /Day	Logged Lites On	Normlzd Lites On per Day	Logged Occ	Normlzd Occ per Day
Peak	48.000	24.000	17.467	8.733	2.300	1.150
Diff	0.000	0.000	0.000	0.000	0.000	0.000
Sh 1	0.000	0.000	0.000	0.000	0.000	0.000
Sh 2	0.000	0.000	0.000	0.000	0.000	0.000
<b>Total</b>	<b>48.000</b>	<b>24.000</b>	<b>17.467</b>	<b>8.733</b>	<b>2.300</b>	<b>1.150</b>

	Logged Totals			Normalized Totals		
	Lites On	Occupied	Logged	Lites On	Occupied	% Savings
Peak	117.767	10.867	325.717	60.742	5.605	90.8%
Diff	0.000	0.000	0.000	0.000	0.000	0.0%
Sh 1	0.000	0.000	0.000	0.000	0.000	0.0%
Sh 2	0.000	0.000	0.000	0.000	0.000	0.0%
<b>Total</b>	<b>117.767</b>	<b>10.867</b>	<b>325.717</b>	<b>60.742</b>	<b>5.605</b>	<b>90.8%</b>

## Normalized Data

	Sun		Mon		Tue		Wed		Thu		Fri		Sat	
	LO	Occ	LO	Occ	LO	Occ	LO	Occ	LO	Occ	LO	Occ	LO	Occ
Peak	0.000	0.000	13.100	0.900	12.567	1.150	12.698	0.902	14.939	1.674	8.733	1.150	0.000	0.000
Diff Peak	0.000	0.000	0.000	0.000	0.000	0.000	0.000	0.000	0.000	0.000	0.000	0.000	0.000	0.000
Sh 1	0.000	0.000	0.000	0.000	0.000	0.000	0.000	0.000	0.000	0.000	0.000	0.000	0.000	0.000
Sh 2	0.000	0.000	0.000	0.000	0.000	0.000	0.000	0.000	0.000	0.000	0.000	0.000	0.000	0.000
<b>Total</b>	<b>0.000</b>	<b>0.000</b>	<b>13.100</b>	<b>0.900</b>	<b>12.567</b>	<b>1.150</b>	<b>12.698</b>	<b>0.902</b>	<b>14.939</b>	<b>1.674</b>	<b>8.733</b>	<b>1.150</b>	<b>0.000</b>	<b>0.000</b>

	Logged Totals			Normalized by Day	Normalized Weekly Totals		
	Lites On	Occupied	Logged		Lites On	Occupied	% Savings
Peak	117.767	10.867	325.717	^^ ^^	60.742	5.605	90.8%
Diff Peak	0.000	0.000	0.000		0.000	0.000	0.0%
Sh 1	0.000	0.000	0.000		0.000	0.000	0.0%
Sh 2	0.000	0.000	0.000		0.000	0.000	0.0%
<b>Total</b>	<b>117.767</b>	<b>10.867</b>	<b>325.717</b>		<b>60.742</b>	<b>5.605</b>	<b>90.8%</b>



# Admin Building 3rd. Fl. Stacks

Area type: Open Office. Logger: 23202. Time delay 10 minutes. Sample College, Sample State College

## Energy Analysis

### Data by Day of Week

Sun	Total Log Time	Hours /Day	Logged Lites On	Normlzd Lites On per Day	Logged Occ	Normlzd Occ per Day
Peak	48.000	24.000	0.000	0.000	0.000	0.000
Off	0.000	0.000	0.000	0.000	0.000	0.000
Sh 1	0.000	0.000	0.000	0.000	0.000	0.000
Sh 2	0.000	0.000	0.000	0.000	0.000	0.000
<b>Total</b>	<b>48.000</b>	<b>24.000</b>	<b>0.000</b>	<b>0.000</b>	<b>0.000</b>	<b>0.000</b>

Tue	Total Log Time	Hours /Day	Logged Lites On	Normlzd Lites On per Day	Logged Occ	Normlzd Occ per Day
Peak	48.000	24.000	25.100	12.550	4.333	2.167
Off	0.000	0.000	0.000	0.000	0.000	0.000
Sh 1	0.000	0.000	0.000	0.000	0.000	0.000
Sh 2	0.000	0.000	0.000	0.000	0.000	0.000
<b>Total</b>	<b>48.000</b>	<b>24.000</b>	<b>25.100</b>	<b>12.550</b>	<b>4.333</b>	<b>2.167</b>

Thu	Total Log Time	Hours /Day	Logged Lites On	Normlzd Lites On per Day	Logged Occ	Normlzd Occ per Day
Peak	38.733	24.000	24.133	14.954	9.267	5.742
Off	0.000	0.000	0.000	0.000	0.000	0.000
Sh 1	0.000	0.000	0.000	0.000	0.000	0.000
Sh 2	0.000	0.000	0.000	0.000	0.000	0.000
<b>Total</b>	<b>38.733</b>	<b>24.000</b>	<b>24.133</b>	<b>14.954</b>	<b>9.267</b>	<b>5.742</b>

Sat	Total Log Time	Hours /Day	Logged Lites On	Normlzd Lites On per Day	Logged Occ	Normlzd Occ per Day
Peak	48.000	24.000	0.000	0.000	0.000	0.000
Off	0.000	0.000	0.000	0.000	0.000	0.000
Sh 1	0.000	0.000	0.000	0.000	0.000	0.000
Sh 2	0.000	0.000	0.000	0.000	0.000	0.000
<b>Total</b>	<b>48.000</b>	<b>24.000</b>	<b>0.000</b>	<b>0.000</b>	<b>0.000</b>	<b>0.000</b>

Mon	Total Log Time	Hours /Day	Logged Lites On	Normlzd Lites On per Day	Logged Occ	Normlzd Occ per Day
Peak	48.000	24.000	26.700	13.350	6.233	3.117
Off	0.000	0.000	0.000	0.000	0.000	0.000
Sh 1	0.000	0.000	0.000	0.000	0.000	0.000
Sh 2	0.000	0.000	0.000	0.000	0.000	0.000
<b>Total</b>	<b>48.000</b>	<b>24.000</b>	<b>26.700</b>	<b>13.350</b>	<b>6.233</b>	<b>3.117</b>

Wed	Total Log Time	Hours /Day	Logged Lites On	Normlzd Lites On per Day	Logged Occ	Normlzd Occ per Day
Peak	47.000	24.000	24.867	12.698	3.167	1.617
Off	0.000	0.000	0.000	0.000	0.000	0.000
Sh 1	0.000	0.000	0.000	0.000	0.000	0.000
Sh 2	0.000	0.000	0.000	0.000	0.000	0.000
<b>Total</b>	<b>47.000</b>	<b>24.000</b>	<b>24.867</b>	<b>12.698</b>	<b>3.167</b>	<b>1.617</b>


Fri	Total Log Time	Hours /Day	Logged Lites On	Normlzd Lites On per Day	Logged Occ	Normlzd Occ per Day
Peak	48.000	24.000	17.467	8.733	4.667	2.333
Off	0.000	0.000	0.000	0.000	0.000	0.000
Sh 1	0.000	0.000	0.000	0.000	0.000	0.000
Sh 2	0.000	0.000	0.000	0.000	0.000	0.000
<b>Total</b>	<b>48.000</b>	<b>24.000</b>	<b>17.467</b>	<b>8.733</b>	<b>4.667</b>	<b>2.333</b>

	Logged Totals			Normalized Totals		
	Lites On	Occupied	Logged	Lites On	Occupied	% Savings
Peak	118.267	27.667	325.733	60.997	14.269	76.6%
Off Peak	0.000	0.000	0.000	0.000	0.000	0.0%
Sh 1	0.000	0.000	0.000	0.000	0.000	0.0%
Sh 2	0.000	0.000	0.000	0.000	0.000	0.0%
<b>Total</b>	<b>118.267</b>	<b>27.667</b>	<b>325.733</b>	<b>60.997</b>	<b>14.269</b>	<b>76.6%</b>

### Normalized Data

	Sun		Mon		Tue		Wed		Thu		Fri		Sat	
	LO	Occ	LO	Occ	LO	Occ	LO	Occ	LO	Occ	LO	Occ	LO	Occ
Peak	0.000	0.000	13.350	3.117	12.550	2.167	12.698	1.617	14.954	5.742	8.733	2.333	0.000	0.000
Off Peak	0.000	0.000	0.000	0.000	0.000	0.000	0.000	0.000	0.000	0.000	0.000	0.000	0.000	0.000
Sh 1	0.000	0.000	0.000	0.000	0.000	0.000	0.000	0.000	0.000	0.000	0.000	0.000	0.000	0.000
Sh 2	0.000	0.000	0.000	0.000	0.000	0.000	0.000	0.000	0.000	0.000	0.000	0.000	0.000	0.000
<b>Total</b>	<b>0.000</b>	<b>0.000</b>	<b>13.350</b>	<b>3.117</b>	<b>12.550</b>	<b>2.167</b>	<b>12.698</b>	<b>1.617</b>	<b>14.954</b>	<b>5.742</b>	<b>8.733</b>	<b>2.333</b>	<b>0.000</b>	<b>0.000</b>

	Logged Totals			Normalized by Day	Normalized Weekly Totals		
	Lites On	Occupied	Logged		Lites On	Occupied	% Savings
Peak	118.267	27.667	325.733	^^ ^^	60.997	14.269	76.6%
Off Peak	0.000	0.000	0.000		0.000	0.000	0.0%
Sh 1	0.000	0.000	0.000		0.000	0.000	0.0%
Sh 2	0.000	0.000	0.000		0.000	0.000	0.0%
<b>Total</b>	<b>118.267</b>	<b>27.667</b>	<b>325.733</b>		<b>60.997</b>	<b>14.269</b>	<b>76.6%</b>



# Admin Building Business Manager 101

Area type: Private Office. Logger: 23298. Time delay 10 minutes. Sample College, Sample State College

## Energy Analysis

### Data by Day of Week

Sun	Total Log Time	Hours /Day	Logged Lites On	Normlzd Lites On per Day	Logged Occ	Normlzd Occ per Day
Peak	48.000	24.000	7.000	3.500	1.267	0.633
Off	0.000	0.000	0.000	0.000	0.000	0.000
Sh 1	0.000	0.000	0.000	0.000	0.000	0.000
Sh 2	0.000	0.000	0.000	0.000	0.000	0.000
<b>Total</b>	<b>48.000</b>	<b>24.000</b>	<b>7.000</b>	<b>3.500</b>	<b>1.267</b>	<b>0.633</b>

Tue	Total Log Time	Hours /Day	Logged Lites On	Normlzd Lites On per Day	Logged Occ	Normlzd Occ per Day
Peak	48.000	24.000	20.500	10.250	15.900	7.950
Off	0.000	0.000	0.000	0.000	0.000	0.000
Sh 1	0.000	0.000	0.000	0.000	0.000	0.000
Sh 2	0.000	0.000	0.000	0.000	0.000	0.000
<b>Total</b>	<b>48.000</b>	<b>24.000</b>	<b>20.500</b>	<b>10.250</b>	<b>15.900</b>	<b>7.950</b>

Thu	Total Log Time	Hours /Day	Logged Lites On	Normlzd Lites On per Day	Logged Occ	Normlzd Occ per Day
Peak	38.983	24.000	20.200	12.436	13.333	8.209
Off	0.000	0.000	0.000	0.000	0.000	0.000
Sh 1	0.000	0.000	0.000	0.000	0.000	0.000
Sh 2	0.000	0.000	0.000	0.000	0.000	0.000
<b>Total</b>	<b>38.983</b>	<b>24.000</b>	<b>20.200</b>	<b>12.436</b>	<b>13.333</b>	<b>8.209</b>

Sat	Total Log Time	Hours /Day	Logged Lites On	Normlzd Lites On per Day	Logged Occ	Normlzd Occ per Day
Peak	48.000	24.000	5.133	2.567	0.733	0.367
Off	0.000	0.000	0.000	0.000	0.000	0.000
Sh 1	0.000	0.000	0.000	0.000	0.000	0.000
Sh 2	0.000	0.000	0.000	0.000	0.000	0.000
<b>Total</b>	<b>48.000</b>	<b>24.000</b>	<b>5.133</b>	<b>2.567</b>	<b>0.733</b>	<b>0.367</b>

Mon	Total Log Time	Hours /Day	Logged Lites On	Normlzd Lites On per Day	Logged Occ	Normlzd Occ per Day
Peak	48.000	24.000	20.083	10.042	15.283	7.642
Off	0.000	0.000	0.000	0.000	0.000	0.000
Sh 1	0.000	0.000	0.000	0.000	0.000	0.000
Sh 2	0.000	0.000	0.000	0.000	0.000	0.000
<b>Total</b>	<b>48.000</b>	<b>24.000</b>	<b>20.083</b>	<b>10.042</b>	<b>15.283</b>	<b>7.642</b>

Wed	Total Log Time	Hours /Day	Logged Lites On	Normlzd Lites On per Day	Logged Occ	Normlzd Occ per Day
Peak	47.000	24.000	22.367	11.421	18.267	9.328
Off	0.000	0.000	0.000	0.000	0.000	0.000
Sh 1	0.000	0.000	0.000	0.000	0.000	0.000
Sh 2	0.000	0.000	0.000	0.000	0.000	0.000
<b>Total</b>	<b>47.000</b>	<b>24.000</b>	<b>22.367</b>	<b>11.421</b>	<b>18.267</b>	<b>9.328</b>


Fri	Total Log Time	Hours /Day	Logged Lites On	Normlzd Lites On per Day	Logged Occ	Normlzd Occ per Day
Peak	48.000	24.000	19.800	9.900	16.800	8.400
Off	0.000	0.000	0.000	0.000	0.000	0.000
Sh 1	0.000	0.000	0.000	0.000	0.000	0.000
Sh 2	0.000	0.000	0.000	0.000	0.000	0.000
<b>Total</b>	<b>48.000</b>	<b>24.000</b>	<b>19.800</b>	<b>9.900</b>	<b>16.800</b>	<b>8.400</b>

	Logged Totals			Normalized Totals		
	Lites On	Occupied	Logged	Lites On	Occupied	% Savings
Peak	115.083	81.583	325.983	59.310	42.045	29.1%
Off Peak	0.000	0.000	0.000	0.000	0.000	0.0%
Sh 1	0.000	0.000	0.000	0.000	0.000	0.0%
Sh 2	0.000	0.000	0.000	0.000	0.000	0.0%
<b>Total</b>	<b>115.083</b>	<b>81.583</b>	<b>325.983</b>	<b>59.310</b>	<b>42.045</b>	<b>29.1%</b>

### Normalized Data

	Sun		Mon		Tue		Wed		Thu		Fri		Sat	
	LO	Occ	LO	Occ	LO	Occ	LO	Occ	LO	Occ	LO	Occ	LO	Occ
Peak	3.500	0.633	10.042	7.642	10.250	7.950	11.421	9.328	12.436	8.209	9.900	8.400	2.567	0.367
Off Peak	0.000	0.000	0.000	0.000	0.000	0.000	0.000	0.000	0.000	0.000	0.000	0.000	0.000	0.000
Sh 1	0.000	0.000	0.000	0.000	0.000	0.000	0.000	0.000	0.000	0.000	0.000	0.000	0.000	0.000
Sh 2	0.000	0.000	0.000	0.000	0.000	0.000	0.000	0.000	0.000	0.000	0.000	0.000	0.000	0.000
<b>Total</b>	<b>3.500</b>	<b>0.633</b>	<b>10.042</b>	<b>7.642</b>	<b>10.250</b>	<b>7.950</b>	<b>11.421</b>	<b>9.328</b>	<b>12.436</b>	<b>8.209</b>	<b>9.900</b>	<b>8.400</b>	<b>2.567</b>	<b>0.367</b>

	Logged Totals			Normalized by Day	Normalized Weekly Totals		
	Lites On	Occupied	Logged		Lites On	Occupied	% Savings
Peak	115.083	81.583	325.983	^^ ^^	59.310	42.045	29.1%
Off Peak	0.000	0.000	0.000		0.000	0.000	0.0%
Sh 1	0.000	0.000	0.000		0.000	0.000	0.0%
Sh 2	0.000	0.000	0.000		0.000	0.000	0.0%
<b>Total</b>	<b>115.083</b>	<b>81.583</b>	<b>325.983</b>		<b>59.310</b>	<b>42.045</b>	<b>29.1%</b>



# Admin Building Hallway

Area type: Hallway. Logger: 23284. Time delay 10 minutes. Sample College, Sample State College

## Energy Analysis

### Data by Day of Week

Sun	Total Log Time	Hours /Day	Logged Lites On	Normlzd Lites On per Day	Logged Occ	Normlzd Occ per Day
Peak	48.000	24.000	0.000	0.000	0.000	0.000
Off	0.000	0.000	0.000	0.000	0.000	0.000
Sh 1	0.000	0.000	0.000	0.000	0.000	0.000
Sh 2	0.000	0.000	0.000	0.000	0.000	0.000
<b>Total</b>	<b>48.000</b>	<b>24.000</b>	<b>0.000</b>	<b>0.000</b>	<b>0.000</b>	<b>0.000</b>

Tue	Total Log Time	Hours /Day	Logged Lites On	Normlzd Lites On per Day	Logged Occ	Normlzd Occ per Day
Peak	48.000	24.000	24.400	12.200	10.433	5.217
Off	0.000	0.000	0.000	0.000	0.000	0.000
Sh 1	0.000	0.000	0.000	0.000	0.000	0.000
Sh 2	0.000	0.000	0.000	0.000	0.000	0.000
<b>Total</b>	<b>48.000</b>	<b>24.000</b>	<b>24.400</b>	<b>12.200</b>	<b>10.433</b>	<b>5.217</b>

Thu	Total Log Time	Hours /Day	Logged Lites On	Normlzd Lites On per Day	Logged Occ	Normlzd Occ per Day
Peak	38.633	24.000	25.733	15.986	12.033	7.475
Off	0.000	0.000	0.000	0.000	0.000	0.000
Sh 1	0.000	0.000	0.000	0.000	0.000	0.000
Sh 2	0.000	0.000	0.000	0.000	0.000	0.000
<b>Total</b>	<b>38.633</b>	<b>24.000</b>	<b>25.733</b>	<b>15.986</b>	<b>12.033</b>	<b>7.475</b>

Sat	Total Log Time	Hours /Day	Logged Lites On	Normlzd Lites On per Day	Logged Occ	Normlzd Occ per Day
Peak	48.000	24.000	0.000	0.000	0.000	0.000
Off	0.000	0.000	0.000	0.000	0.000	0.000
Sh 1	0.000	0.000	0.000	0.000	0.000	0.000
Sh 2	0.000	0.000	0.000	0.000	0.000	0.000
<b>Total</b>	<b>48.000</b>	<b>24.000</b>	<b>0.000</b>	<b>0.000</b>	<b>0.000</b>	<b>0.000</b>

Mon	Total Log Time	Hours /Day	Logged Lites On	Normlzd Lites On per Day	Logged Occ	Normlzd Occ per Day
Peak	48.000	24.000	26.833	13.417	9.667	4.833
Off	0.000	0.000	0.000	0.000	0.000	0.000
Sh 1	0.000	0.000	0.000	0.000	0.000	0.000
Sh 2	0.000	0.000	0.000	0.000	0.000	0.000
<b>Total</b>	<b>48.000</b>	<b>24.000</b>	<b>26.833</b>	<b>13.417</b>	<b>9.667</b>	<b>4.833</b>

Wed	Total Log Time	Hours /Day	Logged Lites On	Normlzd Lites On per Day	Logged Occ	Normlzd Occ per Day
Peak	47.000	24.000	20.967	10.706	9.733	4.970
Off	0.000	0.000	0.000	0.000	0.000	0.000
Sh 1	0.000	0.000	0.000	0.000	0.000	0.000
Sh 2	0.000	0.000	0.000	0.000	0.000	0.000
<b>Total</b>	<b>47.000</b>	<b>24.000</b>	<b>20.967</b>	<b>10.706</b>	<b>9.733</b>	<b>4.970</b>


Fri	Total Log Time	Hours /Day	Logged Lites On	Normlzd Lites On per Day	Logged Occ	Normlzd Occ per Day
Peak	48.000	24.000	18.533	9.267	4.200	2.100
Off	0.000	0.000	0.000	0.000	0.000	0.000
Sh 1	0.000	0.000	0.000	0.000	0.000	0.000
Sh 2	0.000	0.000	0.000	0.000	0.000	0.000
<b>Total</b>	<b>48.000</b>	<b>24.000</b>	<b>18.533</b>	<b>9.267</b>	<b>4.200</b>	<b>2.100</b>

	Logged Totals			Normalized Totals		
	Lites On	Occupied	Logged	Lites On	Occupied	% Savings
Peak	116.467	46.067	325.633	60.087	23.767	60.4%
Off Peak	0.000	0.000	0.000	0.000	0.000	0.0%
Sh 1	0.000	0.000	0.000	0.000	0.000	0.0%
Sh 2	0.000	0.000	0.000	0.000	0.000	0.0%
<b>Total</b>	<b>116.467</b>	<b>46.067</b>	<b>325.633</b>	<b>60.087</b>	<b>23.767</b>	<b>60.4%</b>

### Normalized Data

	Sun		Mon		Tue		Wed		Thu		Fri		Sat	
	LO	Occ	LO	Occ	LO	Occ	LO	Occ	LO	Occ	LO	Occ	LO	Occ
Peak	0.000	0.000	13.417	4.833	12.200	5.217	10.706	4.970	15.986	7.475	9.267	2.100	0.000	0.000
Off Peak	0.000	0.000	0.000	0.000	0.000	0.000	0.000	0.000	0.000	0.000	0.000	0.000	0.000	0.000
Sh 1	0.000	0.000	0.000	0.000	0.000	0.000	0.000	0.000	0.000	0.000	0.000	0.000	0.000	0.000
Sh 2	0.000	0.000	0.000	0.000	0.000	0.000	0.000	0.000	0.000	0.000	0.000	0.000	0.000	0.000
<b>Total</b>	<b>0.000</b>	<b>0.000</b>	<b>13.417</b>	<b>4.833</b>	<b>12.200</b>	<b>5.217</b>	<b>10.706</b>	<b>4.970</b>	<b>15.986</b>	<b>7.475</b>	<b>9.267</b>	<b>2.100</b>	<b>0.000</b>	<b>0.000</b>

	Logged Totals			Normalized by Day	Normalized Weekly Totals		
	Lites On	Occupied	Logged		Lites On	Occupied	% Savings
Peak	116.467	46.067	325.633	^^ ^^	60.087	23.767	60.4%
Off Peak	0.000	0.000	0.000		0.000	0.000	0.0%
Sh 1	0.000	0.000	0.000		0.000	0.000	0.0%
Sh 2	0.000	0.000	0.000		0.000	0.000	0.0%
<b>Total</b>	<b>116.467</b>	<b>46.067</b>	<b>325.633</b>		<b>60.087</b>	<b>23.767</b>	<b>60.4%</b>



# Admin Building Main Hall

Area type: Hallway. Logger: 21939. Time delay 10 minutes. Sample College, Sample State College

## Energy Analysis

### Data by Day of Week

Sun	Total Log Time	Hours /Day	Logged Lites On	Normlzd Lites On per Day	Logged Occ	Normlzd Occ per Day
Peak	48.000	24.000	48.000	24.000	9.900	4.950
Diff	0.000	0.000	0.000	0.000	0.000	0.000
Sh 1	0.000	0.000	0.000	0.000	0.000	0.000
Sh 2	0.000	0.000	0.000	0.000	0.000	0.000
<b>Total</b>	<b>48.000</b>	<b>24.000</b>	<b>48.000</b>	<b>24.000</b>	<b>9.900</b>	<b>4.950</b>

Tue	Total Log Time	Hours /Day	Logged Lites On	Normlzd Lites On per Day	Logged Occ	Normlzd Occ per Day
Peak	48.000	24.000	48.000	24.000	29.667	14.833
Diff	0.000	0.000	0.000	0.000	0.000	0.000
Sh 1	0.000	0.000	0.000	0.000	0.000	0.000
Sh 2	0.000	0.000	0.000	0.000	0.000	0.000
<b>Total</b>	<b>48.000</b>	<b>24.000</b>	<b>48.000</b>	<b>24.000</b>	<b>29.667</b>	<b>14.833</b>

Thu	Total Log Time	Hours /Day	Logged Lites On	Normlzd Lites On per Day	Logged Occ	Normlzd Occ per Day
Peak	39.033	24.000	39.033	24.000	27.700	17.032
Diff	0.000	0.000	0.000	0.000	0.000	0.000
Sh 1	0.000	0.000	0.000	0.000	0.000	0.000
Sh 2	0.000	0.000	0.000	0.000	0.000	0.000
<b>Total</b>	<b>39.033</b>	<b>24.000</b>	<b>39.033</b>	<b>24.000</b>	<b>27.700</b>	<b>17.032</b>

Sat	Total Log Time	Hours /Day	Logged Lites On	Normlzd Lites On per Day	Logged Occ	Normlzd Occ per Day
Peak	48.000	24.000	48.000	24.000	3.033	1.517
Diff	0.000	0.000	0.000	0.000	0.000	0.000
Sh 1	0.000	0.000	0.000	0.000	0.000	0.000
Sh 2	0.000	0.000	0.000	0.000	0.000	0.000
<b>Total</b>	<b>48.000</b>	<b>24.000</b>	<b>48.000</b>	<b>24.000</b>	<b>3.033</b>	<b>1.517</b>

Mon	Total Log Time	Hours /Day	Logged Lites On	Normlzd Lites On per Day	Logged Occ	Normlzd Occ per Day
Peak	48.000	24.000	48.000	24.000	29.867	14.933
Diff	0.000	0.000	0.000	0.000	0.000	0.000
Sh 1	0.000	0.000	0.000	0.000	0.000	0.000
Sh 2	0.000	0.000	0.000	0.000	0.000	0.000
<b>Total</b>	<b>48.000</b>	<b>24.000</b>	<b>48.000</b>	<b>24.000</b>	<b>29.867</b>	<b>14.933</b>

Wed	Total Log Time	Hours /Day	Logged Lites On	Normlzd Lites On per Day	Logged Occ	Normlzd Occ per Day
Peak	47.000	24.000	47.000	24.000	31.300	15.983
Diff	0.000	0.000	0.000	0.000	0.000	0.000
Sh 1	0.000	0.000	0.000	0.000	0.000	0.000
Sh 2	0.000	0.000	0.000	0.000	0.000	0.000
<b>Total</b>	<b>47.000</b>	<b>24.000</b>	<b>47.000</b>	<b>24.000</b>	<b>31.300</b>	<b>15.983</b>


Fri	Total Log Time	Hours /Day	Logged Lites On	Normlzd Lites On per Day	Logged Occ	Normlzd Occ per Day
Peak	48.000	24.000	48.000	24.000	24.933	12.467
Diff	0.000	0.000	0.000	0.000	0.000	0.000
Sh 1	0.000	0.000	0.000	0.000	0.000	0.000
Sh 2	0.000	0.000	0.000	0.000	0.000	0.000
<b>Total</b>	<b>48.000</b>	<b>24.000</b>	<b>48.000</b>	<b>24.000</b>	<b>24.933</b>	<b>12.467</b>

	Logged Totals			Normalized Totals		
	Lites On	Occupied	Logged	Lites On	Occupied	% Savings
Peak	326.033	156.400	326.033	168.000	80.591	52.0%
Diff	0.000	0.000	0.000	0.000	0.000	0.0%
Sh 1	0.000	0.000	0.000	0.000	0.000	0.0%
Sh 2	0.000	0.000	0.000	0.000	0.000	0.0%
<b>Total</b>	<b>326.033</b>	<b>156.400</b>	<b>326.033</b>	<b>168.000</b>	<b>80.591</b>	<b>52.0%</b>

### Normalized Data

	Sun		Mon		Tue		Wed		Thu		Fri		Sat	
	LO	Occ	LO	Occ	LO	Occ	LO	Occ	LO	Occ	LO	Occ	LO	Occ
Peak	24.000	4.950	24.000	14.933	24.000	14.833	24.000	15.983	24.000	17.032	24.000	12.467	24.000	1.517
Diff Peak	0.000	0.000	0.000	0.000	0.000	0.000	0.000	0.000	0.000	0.000	0.000	0.000	0.000	0.000
Sh 1	0.000	0.000	0.000	0.000	0.000	0.000	0.000	0.000	0.000	0.000	0.000	0.000	0.000	0.000
Sh 2	0.000	0.000	0.000	0.000	0.000	0.000	0.000	0.000	0.000	0.000	0.000	0.000	0.000	0.000
<b>Total</b>	<b>24.000</b>	<b>4.950</b>	<b>24.000</b>	<b>14.933</b>	<b>24.000</b>	<b>14.833</b>	<b>24.000</b>	<b>15.983</b>	<b>24.000</b>	<b>17.032</b>	<b>24.000</b>	<b>12.467</b>	<b>24.000</b>	<b>1.517</b>

	Logged Totals			Normalized by Day	Normalized Weekly Totals		
	Lites On	Occupied	Logged		Lites On	Occupied	% Savings
Peak	326.033	156.400	326.033	^^ ^^	168.000	80.591	52.0%
Diff Peak	0.000	0.000	0.000		0.000	0.000	0.0%
Sh 1	0.000	0.000	0.000		0.000	0.000	0.0%
Sh 2	0.000	0.000	0.000		0.000	0.000	0.0%
<b>Total</b>	<b>326.033</b>	<b>156.400</b>	<b>326.033</b>		<b>168.000</b>	<b>80.591</b>	<b>52.0%</b>



# Baker Hall Main Hall 1st Flr

Area type: Hallway. Logger: 23297. Time delay 10 minutes. Sample College, Sample State College

## Energy Analysis

### Data by Day of Week

Sun	Total Log Time	Hours /Day	Logged Lites On	Normlzd Lites On per Day	Logged Occ	Normlzd Occ per Day
Peak	48.000	24.000	0.000	0.000	0.000	0.000
Off	0.000	0.000	0.000	0.000	0.000	0.000
Sh 1	0.000	0.000	0.000	0.000	0.000	0.000
Sh 2	0.000	0.000	0.000	0.000	0.000	0.000
<b>Total</b>	<b>48.000</b>	<b>24.000</b>	<b>0.000</b>	<b>0.000</b>	<b>0.000</b>	<b>0.000</b>

Tue	Total Log Time	Hours /Day	Logged Lites On	Normlzd Lites On per Day	Logged Occ	Normlzd Occ per Day
Peak	48.000	24.000	37.267	18.633	22.500	11.250
Off	0.000	0.000	0.000	0.000	0.000	0.000
Sh 1	0.000	0.000	0.000	0.000	0.000	0.000
Sh 2	0.000	0.000	0.000	0.000	0.000	0.000
<b>Total</b>	<b>48.000</b>	<b>24.000</b>	<b>37.267</b>	<b>18.633</b>	<b>22.500</b>	<b>11.250</b>

Thu	Total Log Time	Hours /Day	Logged Lites On	Normlzd Lites On per Day	Logged Occ	Normlzd Occ per Day
Peak	39.933	24.000	27.333	16.427	20.267	12.180
Off	0.000	0.000	0.000	0.000	0.000	0.000
Sh 1	0.000	0.000	0.000	0.000	0.000	0.000
Sh 2	0.000	0.000	0.000	0.000	0.000	0.000
<b>Total</b>	<b>39.933</b>	<b>24.000</b>	<b>27.333</b>	<b>16.427</b>	<b>20.267</b>	<b>12.180</b>

Sat	Total Log Time	Hours /Day	Logged Lites On	Normlzd Lites On per Day	Logged Occ	Normlzd Occ per Day
Peak	48.000	24.000	0.000	0.000	0.000	0.000
Off	0.000	0.000	0.000	0.000	0.000	0.000
Sh 1	0.000	0.000	0.000	0.000	0.000	0.000
Sh 2	0.000	0.000	0.000	0.000	0.000	0.000
<b>Total</b>	<b>48.000</b>	<b>24.000</b>	<b>0.000</b>	<b>0.000</b>	<b>0.000</b>	<b>0.000</b>

Mon	Total Log Time	Hours /Day	Logged Lites On	Normlzd Lites On per Day	Logged Occ	Normlzd Occ per Day
Peak	48.000	24.000	31.267	15.633	21.800	10.900
Off	0.000	0.000	0.000	0.000	0.000	0.000
Sh 1	0.000	0.000	0.000	0.000	0.000	0.000
Sh 2	0.000	0.000	0.000	0.000	0.000	0.000
<b>Total</b>	<b>48.000</b>	<b>24.000</b>	<b>31.267</b>	<b>15.633</b>	<b>21.800</b>	<b>10.900</b>

Wed	Total Log Time	Hours /Day	Logged Lites On	Normlzd Lites On per Day	Logged Occ	Normlzd Occ per Day
Peak	47.000	24.000	32.967	16.834	25.333	12.936
Off	0.000	0.000	0.000	0.000	0.000	0.000
Sh 1	0.000	0.000	0.000	0.000	0.000	0.000
Sh 2	0.000	0.000	0.000	0.000	0.000	0.000
<b>Total</b>	<b>47.000</b>	<b>24.000</b>	<b>32.967</b>	<b>16.834</b>	<b>25.333</b>	<b>12.936</b>


Fri	Total Log Time	Hours /Day	Logged Lites On	Normlzd Lites On per Day	Logged Occ	Normlzd Occ per Day
Peak	48.000	24.000	31.400	15.700	18.000	9.000
Off	0.000	0.000	0.000	0.000	0.000	0.000
Sh 1	0.000	0.000	0.000	0.000	0.000	0.000
Sh 2	0.000	0.000	0.000	0.000	0.000	0.000
<b>Total</b>	<b>48.000</b>	<b>24.000</b>	<b>31.400</b>	<b>15.700</b>	<b>18.000</b>	<b>9.000</b>

	Logged Totals			Normalized Totals		
	Lites On	Occupied	Logged	Lites On	Occupied	% Savings
Peak	160.233	107.900	326.933	82.339	55.446	32.7%
Off Peak	0.000	0.000	0.000	0.000	0.000	0.0%
Sh 1	0.000	0.000	0.000	0.000	0.000	0.0%
Sh 2	0.000	0.000	0.000	0.000	0.000	0.0%
<b>Total</b>	<b>160.233</b>	<b>107.900</b>	<b>326.933</b>	<b>82.339</b>	<b>55.446</b>	<b>32.7%</b>

### Normalized Data

	Sun		Mon		Tue		Wed		Thu		Fri		Sat	
	LO	Occ	LO	Occ	LO	Occ	LO	Occ	LO	Occ	LO	Occ	LO	Occ
Peak	0.000	0.000	15.633	10.900	18.633	11.250	16.834	12.936	16.427	12.180	15.700	9.000	0.000	0.000
Off Peak	0.000	0.000	0.000	0.000	0.000	0.000	0.000	0.000	0.000	0.000	0.000	0.000	0.000	0.000
Sh 1	0.000	0.000	0.000	0.000	0.000	0.000	0.000	0.000	0.000	0.000	0.000	0.000	0.000	0.000
Sh 2	0.000	0.000	0.000	0.000	0.000	0.000	0.000	0.000	0.000	0.000	0.000	0.000	0.000	0.000
<b>Total</b>	<b>0.000</b>	<b>0.000</b>	<b>15.633</b>	<b>10.900</b>	<b>18.633</b>	<b>11.250</b>	<b>16.834</b>	<b>12.936</b>	<b>16.427</b>	<b>12.180</b>	<b>15.700</b>	<b>9.000</b>	<b>0.000</b>	<b>0.000</b>

	Logged Totals			Normalized by Day	Normalized Weekly Totals		
	Lites On	Occupied	Logged		Lites On	Occupied	% Savings
Peak	160.233	107.900	326.933	^^ ^^	82.339	55.446	32.7%
Off Peak	0.000	0.000	0.000		0.000	0.000	0.0%
Sh 1	0.000	0.000	0.000		0.000	0.000	0.0%
Sh 2	0.000	0.000	0.000		0.000	0.000	0.0%
<b>Total</b>	<b>160.233</b>	<b>107.900</b>	<b>326.933</b>		<b>82.339</b>	<b>55.446</b>	<b>32.7%</b>



# Baker Hall Mech Rm. Basement

Area type: Storage. Logger: 22169. Time delay 10 minutes. Sample College, Sample State College

## Energy Analysis

### Data by Day of Week

Sun	Total Log Time	Hours /Day	Logged Lites On	Normlzd Lites On per Day	Logged Occ	Normlzd Occ per Day
Peak	48.000	24.000	48.000	24.000	0.000	0.000
Off	0.000	0.000	0.000	0.000	0.000	0.000
Sh 1	0.000	0.000	0.000	0.000	0.000	0.000
Sh 2	0.000	0.000	0.000	0.000	0.000	0.000
<b>Total</b>	<b>48.000</b>	<b>24.000</b>	<b>48.000</b>	<b>24.000</b>	<b>0.000</b>	<b>0.000</b>

Tue	Total Log Time	Hours /Day	Logged Lites On	Normlzd Lites On per Day	Logged Occ	Normlzd Occ per Day
Peak	48.000	24.000	48.000	24.000	0.200	0.100
Off	0.000	0.000	0.000	0.000	0.000	0.000
Sh 1	0.000	0.000	0.000	0.000	0.000	0.000
Sh 2	0.000	0.000	0.000	0.000	0.000	0.000
<b>Total</b>	<b>48.000</b>	<b>24.000</b>	<b>48.000</b>	<b>24.000</b>	<b>0.200</b>	<b>0.100</b>

Thu	Total Log Time	Hours /Day	Logged Lites On	Normlzd Lites On per Day	Logged Occ	Normlzd Occ per Day
Peak	40.000	24.000	40.000	24.000	0.933	0.560
Off	0.000	0.000	0.000	0.000	0.000	0.000
Sh 1	0.000	0.000	0.000	0.000	0.000	0.000
Sh 2	0.000	0.000	0.000	0.000	0.000	0.000
<b>Total</b>	<b>40.000</b>	<b>24.000</b>	<b>40.000</b>	<b>24.000</b>	<b>0.933</b>	<b>0.560</b>

Sat	Total Log Time	Hours /Day	Logged Lites On	Normlzd Lites On per Day	Logged Occ	Normlzd Occ per Day
Peak	48.000	24.000	48.000	24.000	0.367	0.183
Off	0.000	0.000	0.000	0.000	0.000	0.000
Sh 1	0.000	0.000	0.000	0.000	0.000	0.000
Sh 2	0.000	0.000	0.000	0.000	0.000	0.000
<b>Total</b>	<b>48.000</b>	<b>24.000</b>	<b>48.000</b>	<b>24.000</b>	<b>0.367</b>	<b>0.183</b>

Mon	Total Log Time	Hours /Day	Logged Lites On	Normlzd Lites On per Day	Logged Occ	Normlzd Occ per Day
Peak	48.000	24.000	48.000	24.000	0.000	0.000
Off	0.000	0.000	0.000	0.000	0.000	0.000
Sh 1	0.000	0.000	0.000	0.000	0.000	0.000
Sh 2	0.000	0.000	0.000	0.000	0.000	0.000
<b>Total</b>	<b>48.000</b>	<b>24.000</b>	<b>48.000</b>	<b>24.000</b>	<b>0.000</b>	<b>0.000</b>

Wed	Total Log Time	Hours /Day	Logged Lites On	Normlzd Lites On per Day	Logged Occ	Normlzd Occ per Day
Peak	47.000	24.000	47.000	24.000	0.767	0.391
Off	0.000	0.000	0.000	0.000	0.000	0.000
Sh 1	0.000	0.000	0.000	0.000	0.000	0.000
Sh 2	0.000	0.000	0.000	0.000	0.000	0.000
<b>Total</b>	<b>47.000</b>	<b>24.000</b>	<b>47.000</b>	<b>24.000</b>	<b>0.767</b>	<b>0.391</b>


Fri	Total Log Time	Hours /Day	Logged Lites On	Normlzd Lites On per Day	Logged Occ	Normlzd Occ per Day
Peak	48.000	24.000	48.000	24.000	0.000	0.000
Off	0.000	0.000	0.000	0.000	0.000	0.000
Sh 1	0.000	0.000	0.000	0.000	0.000	0.000
Sh 2	0.000	0.000	0.000	0.000	0.000	0.000
<b>Total</b>	<b>48.000</b>	<b>24.000</b>	<b>48.000</b>	<b>24.000</b>	<b>0.000</b>	<b>0.000</b>

	Logged Totals			Normalized Totals		
	Lites On	Occupied	Logged	Lites On	Occupied	% Savings
Peak	327.000	2.267	327.000	168.000	1.165	99.3%
Off Peak	0.000	0.000	0.000	0.000	0.000	0.0%
Sh 1	0.000	0.000	0.000	0.000	0.000	0.0%
Sh 2	0.000	0.000	0.000	0.000	0.000	0.0%
<b>Total</b>	<b>327.000</b>	<b>2.267</b>	<b>327.000</b>	<b>168.000</b>	<b>1.165</b>	<b>99.3%</b>

### Normalized Data

	Sun		Mon		Tue		Wed		Thu		Fri		Sat	
	LO	Occ	LO	Occ	LO	Occ	LO	Occ	LO	Occ	LO	Occ	LO	Occ
Peak	24.000	0.000	24.000	0.000	24.000	0.100	24.000	0.391	24.000	0.560	24.000	0.000	24.000	0.183
Off Peak	0.000	0.000	0.000	0.000	0.000	0.000	0.000	0.000	0.000	0.000	0.000	0.000	0.000	0.000
Sh 1	0.000	0.000	0.000	0.000	0.000	0.000	0.000	0.000	0.000	0.000	0.000	0.000	0.000	0.000
Sh 2	0.000	0.000	0.000	0.000	0.000	0.000	0.000	0.000	0.000	0.000	0.000	0.000	0.000	0.000
<b>Total</b>	<b>24.000</b>	<b>0.000</b>	<b>24.000</b>	<b>0.000</b>	<b>24.000</b>	<b>0.100</b>	<b>24.000</b>	<b>0.391</b>	<b>24.000</b>	<b>0.560</b>	<b>24.000</b>	<b>0.000</b>	<b>24.000</b>	<b>0.183</b>

	Logged Totals			Normalized by Day	Normalized Weekly Totals		
	Lites On	Occupied	Logged		Lites On	Occupied	% Savings
Peak	327.000	2.267	327.000	^^ ^^	168.000	1.165	99.3%
Off Peak	0.000	0.000	0.000		0.000	0.000	0.0%
Sh 1	0.000	0.000	0.000		0.000	0.000	0.0%
Sh 2	0.000	0.000	0.000		0.000	0.000	0.0%
<b>Total</b>	<b>327.000</b>	<b>2.267</b>	<b>327.000</b>		<b>168.000</b>	<b>1.165</b>	<b>99.3%</b>



# Baker Hall Men's Room

Area type: Restroom. Logger: 21927. Time delay 10 minutes. Sample College, Sample State College

## Energy Analysis

### Data by Day of Week

Sun	Total Log Time	Hours /Day	Logged Lites On	Normlzd Lites On per Day	Logged Occ	Normlzd Occ per Day
Peak	48.000	24.000	15.583	7.792	0.033	0.017
Diff	0.000	0.000	0.000	0.000	0.000	0.000
Sh 1	0.000	0.000	0.000	0.000	0.000	0.000
Sh 2	0.000	0.000	0.000	0.000	0.000	0.000
<b>Total</b>	<b>48.000</b>	<b>24.000</b>	<b>15.583</b>	<b>7.792</b>	<b>0.033</b>	<b>0.017</b>

Tue	Total Log Time	Hours /Day	Logged Lites On	Normlzd Lites On per Day	Logged Occ	Normlzd Occ per Day
Peak	48.000	24.000	38.483	19.242	13.400	6.700
Diff	0.000	0.000	0.000	0.000	0.000	0.000
Sh 1	0.000	0.000	0.000	0.000	0.000	0.000
Sh 2	0.000	0.000	0.000	0.000	0.000	0.000
<b>Total</b>	<b>48.000</b>	<b>24.000</b>	<b>38.483</b>	<b>19.242</b>	<b>13.400</b>	<b>6.700</b>

Thu	Total Log Time	Hours /Day	Logged Lites On	Normlzd Lites On per Day	Logged Occ	Normlzd Occ per Day
Peak	39.933	24.000	26.567	15.967	11.367	6.831
Diff	0.000	0.000	0.000	0.000	0.000	0.000
Sh 1	0.000	0.000	0.000	0.000	0.000	0.000
Sh 2	0.000	0.000	0.000	0.000	0.000	0.000
<b>Total</b>	<b>39.933</b>	<b>24.000</b>	<b>26.567</b>	<b>15.967</b>	<b>11.367</b>	<b>6.831</b>

Sat	Total Log Time	Hours /Day	Logged Lites On	Normlzd Lites On per Day	Logged Occ	Normlzd Occ per Day
Peak	48.000	24.000	1.983	0.992	0.267	0.133
Diff	0.000	0.000	0.000	0.000	0.000	0.000
Sh 1	0.000	0.000	0.000	0.000	0.000	0.000
Sh 2	0.000	0.000	0.000	0.000	0.000	0.000
<b>Total</b>	<b>48.000</b>	<b>24.000</b>	<b>1.983</b>	<b>0.992</b>	<b>0.267</b>	<b>0.133</b>

Mon	Total Log Time	Hours /Day	Logged Lites On	Normlzd Lites On per Day	Logged Occ	Normlzd Occ per Day
Peak	48.000	24.000	33.000	16.500	14.767	7.383
Diff	0.000	0.000	0.000	0.000	0.000	0.000
Sh 1	0.000	0.000	0.000	0.000	0.000	0.000
Sh 2	0.000	0.000	0.000	0.000	0.000	0.000
<b>Total</b>	<b>48.000</b>	<b>24.000</b>	<b>33.000</b>	<b>16.500</b>	<b>14.767</b>	<b>7.383</b>

Wed	Total Log Time	Hours /Day	Logged Lites On	Normlzd Lites On per Day	Logged Occ	Normlzd Occ per Day
Peak	47.000	24.000	41.233	21.055	16.317	8.332
Diff	0.000	0.000	0.000	0.000	0.000	0.000
Sh 1	0.000	0.000	0.000	0.000	0.000	0.000
Sh 2	0.000	0.000	0.000	0.000	0.000	0.000
<b>Total</b>	<b>47.000</b>	<b>24.000</b>	<b>41.233</b>	<b>21.055</b>	<b>16.317</b>	<b>8.332</b>


Fri	Total Log Time	Hours /Day	Logged Lites On	Normlzd Lites On per Day	Logged Occ	Normlzd Occ per Day
Peak	48.000	24.000	28.600	14.300	11.767	5.883
Diff	0.000	0.000	0.000	0.000	0.000	0.000
Sh 1	0.000	0.000	0.000	0.000	0.000	0.000
Sh 2	0.000	0.000	0.000	0.000	0.000	0.000
<b>Total</b>	<b>48.000</b>	<b>24.000</b>	<b>28.600</b>	<b>14.300</b>	<b>11.767</b>	<b>5.883</b>

Peak	Logged Totals			Normalized Totals		
	Lites On	Occupied	Logged	Lites On	Occupied	% Savings
Peak	185.450	67.917	326.933	95.296	34.900	63.4%
Diff Peak	0.000	0.000	0.000	0.000	0.000	0.0%
Sh 1	0.000	0.000	0.000	0.000	0.000	0.0%
Sh 2	0.000	0.000	0.000	0.000	0.000	0.0%
<b>Total</b>	<b>185.450</b>	<b>67.917</b>	<b>326.933</b>	<b>95.296</b>	<b>34.900</b>	<b>63.4%</b>

### Normalized Data

	Sun		Mon		Tue		Wed		Thu		Fri		Sat	
	LO	Occ	LO	Occ	LO	Occ	LO	Occ	LO	Occ	LO	Occ	LO	Occ
Peak	7.792	0.017	16.500	7.383	19.242	6.700	21.055	8.332	15.967	6.831	14.300	5.883	0.992	0.133
Diff Peak	0.000	0.000	0.000	0.000	0.000	0.000	0.000	0.000	0.000	0.000	0.000	0.000	0.000	0.000
Sh 1	0.000	0.000	0.000	0.000	0.000	0.000	0.000	0.000	0.000	0.000	0.000	0.000	0.000	0.000
Sh 2	0.000	0.000	0.000	0.000	0.000	0.000	0.000	0.000	0.000	0.000	0.000	0.000	0.000	0.000
<b>Total</b>	<b>7.792</b>	<b>0.017</b>	<b>16.500</b>	<b>7.383</b>	<b>19.242</b>	<b>6.700</b>	<b>21.055</b>	<b>8.332</b>	<b>15.967</b>	<b>6.831</b>	<b>14.300</b>	<b>5.883</b>	<b>0.992</b>	<b>0.133</b>

	Logged Totals			Normalized by Day	Normalized Weekly Totals		
	Lites On	Occupied	Logged		Lites On	Occupied	% Savings
Peak	185.450	67.917	326.933	^^ ^^	95.296	34.900	63.4%
Diff Peak	0.000	0.000	0.000		0.000	0.000	0.0%
Sh 1	0.000	0.000	0.000		0.000	0.000	0.0%
Sh 2	0.000	0.000	0.000		0.000	0.000	0.0%
<b>Total</b>	<b>185.450</b>	<b>67.917</b>	<b>326.933</b>		<b>95.296</b>	<b>34.900</b>	<b>63.4%</b>



# Field House 2nd Floor Gym

Area type: Open Space. Logger: 23052. Time delay 10 minutes. Sample College, Sample State College

## Energy Analysis

### Data by Day of Week

Sun	Total Log Time	Hours /Day	Logged Lites On	Normlzd Lites On per Day	Logged Occ	Normlzd Occ per Day
Peak	48.000	24.000	9.300	4.650	1.200	0.600
Diff	0.000	0.000	0.000	0.000	0.000	0.000
Sh 1	0.000	0.000	0.000	0.000	0.000	0.000
Sh 2	0.000	0.000	0.000	0.000	0.000	0.000
<b>Total</b>	<b>48.000</b>	<b>24.000</b>	<b>9.300</b>	<b>4.650</b>	<b>1.200</b>	<b>0.600</b>

Tue	Total Log Time	Hours /Day	Logged Lites On	Normlzd Lites On per Day	Logged Occ	Normlzd Occ per Day
Peak	48.000	24.000	15.467	7.733	14.200	7.100
Diff	0.000	0.000	0.000	0.000	0.000	0.000
Sh 1	0.000	0.000	0.000	0.000	0.000	0.000
Sh 2	0.000	0.000	0.000	0.000	0.000	0.000
<b>Total</b>	<b>48.000</b>	<b>24.000</b>	<b>15.467</b>	<b>7.733</b>	<b>14.200</b>	<b>7.100</b>

Thu	Total Log Time	Hours /Day	Logged Lites On	Normlzd Lites On per Day	Logged Occ	Normlzd Occ per Day
Peak	39.467	24.000	23.867	14.514	19.500	11.858
Diff	0.000	0.000	0.000	0.000	0.000	0.000
Sh 1	0.000	0.000	0.000	0.000	0.000	0.000
Sh 2	0.000	0.000	0.000	0.000	0.000	0.000
<b>Total</b>	<b>39.467</b>	<b>24.000</b>	<b>23.867</b>	<b>14.514</b>	<b>19.500</b>	<b>11.858</b>

Sat	Total Log Time	Hours /Day	Logged Lites On	Normlzd Lites On per Day	Logged Occ	Normlzd Occ per Day
Peak	48.000	24.000	25.767	12.883	1.767	0.883
Diff	0.000	0.000	0.000	0.000	0.000	0.000
Sh 1	0.000	0.000	0.000	0.000	0.000	0.000
Sh 2	0.000	0.000	0.000	0.000	0.000	0.000
<b>Total</b>	<b>48.000</b>	<b>24.000</b>	<b>25.767</b>	<b>12.883</b>	<b>1.767</b>	<b>0.883</b>

Mon	Total Log Time	Hours /Day	Logged Lites On	Normlzd Lites On per Day	Logged Occ	Normlzd Occ per Day
Peak	48.000	24.000	10.467	5.233	9.467	4.733
Diff	0.000	0.000	0.000	0.000	0.000	0.000
Sh 1	0.000	0.000	0.000	0.000	0.000	0.000
Sh 2	0.000	0.000	0.000	0.000	0.000	0.000
<b>Total</b>	<b>48.000</b>	<b>24.000</b>	<b>10.467</b>	<b>5.233</b>	<b>9.467</b>	<b>4.733</b>

Wed	Total Log Time	Hours /Day	Logged Lites On	Normlzd Lites On per Day	Logged Occ	Normlzd Occ per Day
Peak	47.000	24.000	20.967	10.706	20.533	10.485
Diff	0.000	0.000	0.000	0.000	0.000	0.000
Sh 1	0.000	0.000	0.000	0.000	0.000	0.000
Sh 2	0.000	0.000	0.000	0.000	0.000	0.000
<b>Total</b>	<b>47.000</b>	<b>24.000</b>	<b>20.967</b>	<b>10.706</b>	<b>20.533</b>	<b>10.485</b>

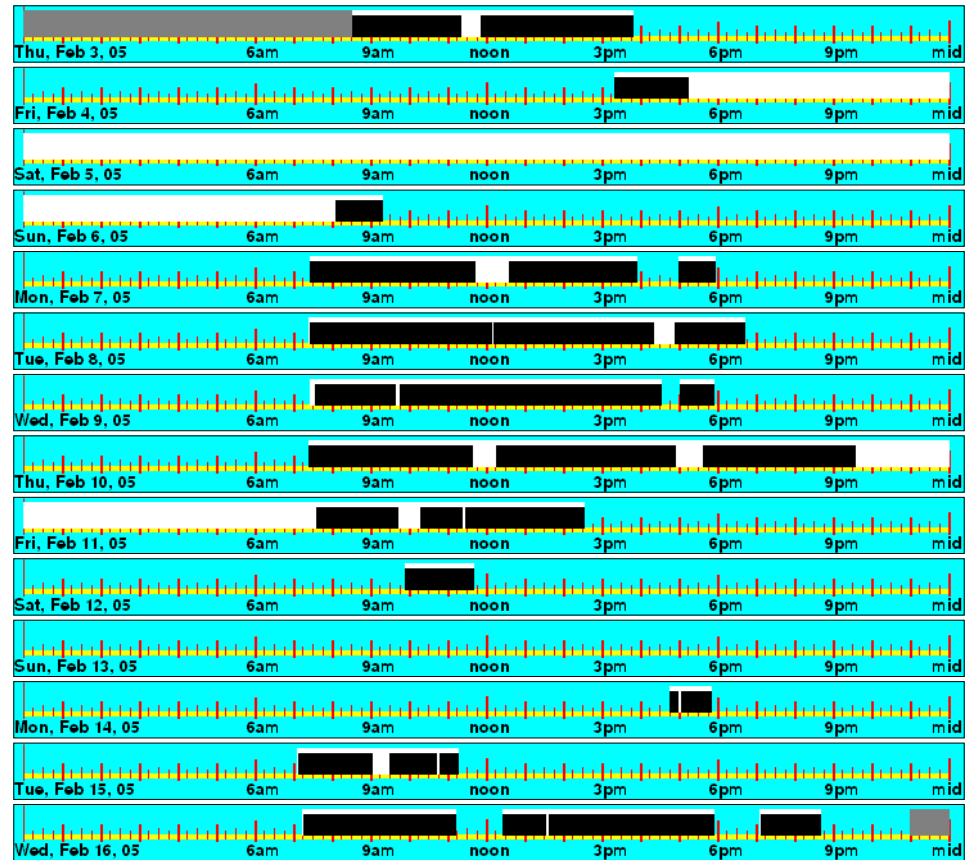
Fri	Total Log Time	Hours /Day	Logged Lites On	Normlzd Lites On per Day	Logged Occ	Normlzd Occ per Day
Peak	48.000	24.000	23.200	11.600	8.133	4.067
Diff	0.000	0.000	0.000	0.000	0.000	0.000
Sh 1	0.000	0.000	0.000	0.000	0.000	0.000
Sh 2	0.000	0.000	0.000	0.000	0.000	0.000
<b>Total</b>	<b>48.000</b>	<b>24.000</b>	<b>23.200</b>	<b>11.600</b>	<b>8.133</b>	<b>4.067</b>

	Logged Totals			Normalized Totals		
	Lites On	Occupied	Logged	Lites On	Occupied	% Savings
Peak	129.033	74.800	326.467	66.401	38.492	42.0%
Diff	0.000	0.000	0.000	0.000	0.000	0.0%
Sh 1	0.000	0.000	0.000	0.000	0.000	0.0%
Sh 2	0.000	0.000	0.000	0.000	0.000	0.0%
<b>Total</b>	<b>129.033</b>	<b>74.800</b>	<b>326.467</b>	<b>66.401</b>	<b>38.492</b>	<b>42.0%</b>

### Normalized Data

	Sun		Mon		Tue		Wed		Thu		Fri		Sat	
	LO	Occ	LO	Occ	LO	Occ	LO	Occ	LO	Occ	LO	Occ	LO	Occ
Peak	4.650	0.600	5.233	4.733	7.733	7.100	10.706	10.485	14.514	11.858	11.600	4.067	12.883	0.883
Diff Peak	0.000	0.000	0.000	0.000	0.000	0.000	0.000	0.000	0.000	0.000	0.000	0.000	0.000	0.000
Sh 1	0.000	0.000	0.000	0.000	0.000	0.000	0.000	0.000	0.000	0.000	0.000	0.000	0.000	0.000
Sh 2	0.000	0.000	0.000	0.000	0.000	0.000	0.000	0.000	0.000	0.000	0.000	0.000	0.000	0.000
<b>Total</b>	<b>4.650</b>	<b>0.600</b>	<b>5.233</b>	<b>4.733</b>	<b>7.733</b>	<b>7.100</b>	<b>10.706</b>	<b>10.485</b>	<b>14.514</b>	<b>11.858</b>	<b>11.600</b>	<b>4.067</b>	<b>12.883</b>	<b>0.883</b>

	Logged Totals			Normalized by Day	Normalized Weekly Totals		
	Lites On	Occupied	Logged		Lites On	Occupied	% Savings
Peak	129.033	74.800	326.467	^^ ^^	66.401	38.492	42.0%
Diff Peak	0.000	0.000	0.000		0.000	0.000	0.0%
Sh 1	0.000	0.000	0.000		0.000	0.000	0.0%
Sh 2	0.000	0.000	0.000		0.000	0.000	0.0%
<b>Total</b>	<b>129.033</b>	<b>74.800</b>	<b>326.467</b>		<b>66.401</b>	<b>38.492</b>	<b>42.0%</b>



# Field House Gym

Area type: Open Space. Logger: 20687. Time delay 10 minutes. Sample College, Sample State College

## Energy Analysis

### Data by Day of Week

Sun	Total Log Time	Hours /Day	Logged Lites On	Normlzd Lites On per Day	Logged Occ	Normlzd Occ per Day
Peak	48.000	24.000	14.767	7.383	13.633	6.817
Off	0.000	0.000	0.000	0.000	0.000	0.000
Sh 1	0.000	0.000	0.000	0.000	0.000	0.000
Sh 2	0.000	0.000	0.000	0.000	0.000	0.000
<b>Total</b>	<b>48.000</b>	<b>24.000</b>	<b>14.767</b>	<b>7.383</b>	<b>13.633</b>	<b>6.817</b>

Tue	Total Log Time	Hours /Day	Logged Lites On	Normlzd Lites On per Day	Logged Occ	Normlzd Occ per Day
Peak	48.000	24.000	21.000	10.500	18.200	9.100
Off	0.000	0.000	0.000	0.000	0.000	0.000
Sh 1	0.000	0.000	0.000	0.000	0.000	0.000
Sh 2	0.000	0.000	0.000	0.000	0.000	0.000
<b>Total</b>	<b>48.000</b>	<b>24.000</b>	<b>21.000</b>	<b>10.500</b>	<b>18.200</b>	<b>9.100</b>

Thu	Total Log Time	Hours /Day	Logged Lites On	Normlzd Lites On per Day	Logged Occ	Normlzd Occ per Day
Peak	39.883	24.000	25.433	15.305	24.467	14.723
Off	0.000	0.000	0.000	0.000	0.000	0.000
Sh 1	0.000	0.000	0.000	0.000	0.000	0.000
Sh 2	0.000	0.000	0.000	0.000	0.000	0.000
<b>Total</b>	<b>39.883</b>	<b>24.000</b>	<b>25.433</b>	<b>15.305</b>	<b>24.467</b>	<b>14.723</b>

Sat	Total Log Time	Hours /Day	Logged Lites On	Normlzd Lites On per Day	Logged Occ	Normlzd Occ per Day
Peak	48.000	24.000	18.200	9.100	16.333	8.167
Off	0.000	0.000	0.000	0.000	0.000	0.000
Sh 1	0.000	0.000	0.000	0.000	0.000	0.000
Sh 2	0.000	0.000	0.000	0.000	0.000	0.000
<b>Total</b>	<b>48.000</b>	<b>24.000</b>	<b>18.200</b>	<b>9.100</b>	<b>16.333</b>	<b>8.167</b>

Mon	Total Log Time	Hours /Day	Logged Lites On	Normlzd Lites On per Day	Logged Occ	Normlzd Occ per Day
Peak	48.000	24.000	15.567	7.783	14.100	7.050
Off	0.000	0.000	0.000	0.000	0.000	0.000
Sh 1	0.000	0.000	0.000	0.000	0.000	0.000
Sh 2	0.000	0.000	0.000	0.000	0.000	0.000
<b>Total</b>	<b>48.000</b>	<b>24.000</b>	<b>15.567</b>	<b>7.783</b>	<b>14.100</b>	<b>7.050</b>

Wed	Total Log Time	Hours /Day	Logged Lites On	Normlzd Lites On per Day	Logged Occ	Normlzd Occ per Day
Peak	47.000	24.000	20.433	10.434	19.800	10.111
Off	0.000	0.000	0.000	0.000	0.000	0.000
Sh 1	0.000	0.000	0.000	0.000	0.000	0.000
Sh 2	0.000	0.000	0.000	0.000	0.000	0.000
<b>Total</b>	<b>47.000</b>	<b>24.000</b>	<b>20.433</b>	<b>10.434</b>	<b>19.800</b>	<b>10.111</b>


Fri	Total Log Time	Hours /Day	Logged Lites On	Normlzd Lites On per Day	Logged Occ	Normlzd Occ per Day
Peak	48.000	24.000	21.533	10.767	16.700	8.350
Off	0.000	0.000	0.000	0.000	0.000	0.000
Sh 1	0.000	0.000	0.000	0.000	0.000	0.000
Sh 2	0.000	0.000	0.000	0.000	0.000	0.000
<b>Total</b>	<b>48.000</b>	<b>24.000</b>	<b>21.533</b>	<b>10.767</b>	<b>16.700</b>	<b>8.350</b>

	Logged Totals			Normalized Totals		
	Lites On	Occupied	Logged	Lites On	Occupied	% Savings
Peak	136.933	123.233	326.883	70.376	63.335	10.0%
Off Peak	0.000	0.000	0.000	0.000	0.000	0.0%
Sh 1	0.000	0.000	0.000	0.000	0.000	0.0%
Sh 2	0.000	0.000	0.000	0.000	0.000	0.0%
<b>Total</b>	<b>136.933</b>	<b>123.233</b>	<b>326.883</b>	<b>70.376</b>	<b>63.335</b>	<b>10.0%</b>

### Normalized Data

	Sun		Mon		Tue		Wed		Thu		Fri		Sat	
	LO	Occ	LO	Occ	LO	Occ	LO	Occ	LO	Occ	LO	Occ	LO	Occ
Peak	7.383	6.817	7.783	7.050	10.500	9.100	10.434	10.111	15.305	14.723	10.767	8.350	9.100	8.167
Off Peak	0.000	0.000	0.000	0.000	0.000	0.000	0.000	0.000	0.000	0.000	0.000	0.000	0.000	0.000
Sh 1	0.000	0.000	0.000	0.000	0.000	0.000	0.000	0.000	0.000	0.000	0.000	0.000	0.000	0.000
Sh 2	0.000	0.000	0.000	0.000	0.000	0.000	0.000	0.000	0.000	0.000	0.000	0.000	0.000	0.000
<b>Total</b>	<b>7.383</b>	<b>6.817</b>	<b>7.783</b>	<b>7.050</b>	<b>10.500</b>	<b>9.100</b>	<b>10.434</b>	<b>10.111</b>	<b>15.305</b>	<b>14.723</b>	<b>10.767</b>	<b>8.350</b>	<b>9.100</b>	<b>8.167</b>

	Logged Totals			Normalized by Day	Normalized Weekly Totals		
	Lites On	Occupied	Logged		Lites On	Occupied	% Savings
Peak	136.933	123.233	326.883	^^ ^^	70.376	63.335	10.0%
Off Peak	0.000	0.000	0.000		0.000	0.000	0.0%
Sh 1	0.000	0.000	0.000		0.000	0.000	0.0%
Sh 2	0.000	0.000	0.000		0.000	0.000	0.0%
<b>Total</b>	<b>136.933</b>	<b>123.233</b>	<b>326.883</b>		<b>70.376</b>	<b>63.335</b>	<b>10.0%</b>



# Field House Gym Front Entrance

Area type: Hallway. Logger: 23223. Time delay 10 minutes. Sample College, Sample State College

## Energy Analysis

### Data by Day of Week

Sun	Total Log Time	Hours /Day	Logged Lites On	Normlzd Lites On per Day	Logged Occ	Normlzd Occ per Day
Peak	48.000	24.000	4.733	2.367	3.767	1.883
Diff	0.000	0.000	0.000	0.000	0.000	0.000
Sh 1	0.000	0.000	0.000	0.000	0.000	0.000
Sh 2	0.000	0.000	0.000	0.000	0.000	0.000
<b>Total</b>	<b>48.000</b>	<b>24.000</b>	<b>4.733</b>	<b>2.367</b>	<b>3.767</b>	<b>1.883</b>

Tue	Total Log Time	Hours /Day	Logged Lites On	Normlzd Lites On per Day	Logged Occ	Normlzd Occ per Day
Peak	48.000	24.000	16.167	8.083	15.300	7.650
Diff	0.000	0.000	0.000	0.000	0.000	0.000
Sh 1	0.000	0.000	0.000	0.000	0.000	0.000
Sh 2	0.000	0.000	0.000	0.000	0.000	0.000
<b>Total</b>	<b>48.000</b>	<b>24.000</b>	<b>16.167</b>	<b>8.083</b>	<b>15.300</b>	<b>7.650</b>

Thu	Total Log Time	Hours /Day	Logged Lites On	Normlzd Lites On per Day	Logged Occ	Normlzd Occ per Day
Peak	39.367	24.000	15.733	9.592	15.667	9.551
Diff	0.000	0.000	0.000	0.000	0.000	0.000
Sh 1	0.000	0.000	0.000	0.000	0.000	0.000
Sh 2	0.000	0.000	0.000	0.000	0.000	0.000
<b>Total</b>	<b>39.367</b>	<b>24.000</b>	<b>15.733</b>	<b>9.592</b>	<b>15.667</b>	<b>9.551</b>

Sat	Total Log Time	Hours /Day	Logged Lites On	Normlzd Lites On per Day	Logged Occ	Normlzd Occ per Day
Peak	48.000	24.000	4.067	2.033	3.767	1.883
Diff	0.000	0.000	0.000	0.000	0.000	0.000
Sh 1	0.000	0.000	0.000	0.000	0.000	0.000
Sh 2	0.000	0.000	0.000	0.000	0.000	0.000
<b>Total</b>	<b>48.000</b>	<b>24.000</b>	<b>4.067</b>	<b>2.033</b>	<b>3.767</b>	<b>1.883</b>

Mon	Total Log Time	Hours /Day	Logged Lites On	Normlzd Lites On per Day	Logged Occ	Normlzd Occ per Day
Peak	48.000	24.000	9.867	4.933	9.433	4.717
Diff	0.000	0.000	0.000	0.000	0.000	0.000
Sh 1	0.000	0.000	0.000	0.000	0.000	0.000
Sh 2	0.000	0.000	0.000	0.000	0.000	0.000
<b>Total</b>	<b>48.000</b>	<b>24.000</b>	<b>9.867</b>	<b>4.933</b>	<b>9.433</b>	<b>4.717</b>

Wed	Total Log Time	Hours /Day	Logged Lites On	Normlzd Lites On per Day	Logged Occ	Normlzd Occ per Day
Peak	47.000	24.000	9.333	4.766	9.267	4.732
Diff	0.000	0.000	0.000	0.000	0.000	0.000
Sh 1	0.000	0.000	0.000	0.000	0.000	0.000
Sh 2	0.000	0.000	0.000	0.000	0.000	0.000
<b>Total</b>	<b>47.000</b>	<b>24.000</b>	<b>9.333</b>	<b>4.766</b>	<b>9.267</b>	<b>4.732</b>


Fri	Total Log Time	Hours /Day	Logged Lites On	Normlzd Lites On per Day	Logged Occ	Normlzd Occ per Day
Peak	48.000	24.000	1.100	0.550	1.100	0.550
Diff	0.000	0.000	0.000	0.000	0.000	0.000
Sh 1	0.000	0.000	0.000	0.000	0.000	0.000
Sh 2	0.000	0.000	0.000	0.000	0.000	0.000
<b>Total</b>	<b>48.000</b>	<b>24.000</b>	<b>1.100</b>	<b>0.550</b>	<b>1.100</b>	<b>0.550</b>

	Logged Totals			Normalized Totals		
	Lites On	Occupied	Logged	Lites On	Occupied	% Savings
Peak	61.000	58.300	326.367	31.400	30.010	4.4%
Diff	0.000	0.000	0.000	0.000	0.000	0.0%
Sh 1	0.000	0.000	0.000	0.000	0.000	0.0%
Sh 2	0.000	0.000	0.000	0.000	0.000	0.0%
<b>Total</b>	<b>61.000</b>	<b>58.300</b>	<b>326.367</b>	<b>31.400</b>	<b>30.010</b>	<b>4.4%</b>

### Normalized Data

	Sun		Mon		Tue		Wed		Thu		Fri		Sat	
	LO	Occ	LO	Occ	LO	Occ	LO	Occ	LO	Occ	LO	Occ	LO	Occ
Peak	2.367	1.883	4.933	4.717	8.083	7.650	4.766	4.732	9.592	9.551	0.550	0.550	2.033	1.883
Diff Peak	0.000	0.000	0.000	0.000	0.000	0.000	0.000	0.000	0.000	0.000	0.000	0.000	0.000	0.000
Sh 1	0.000	0.000	0.000	0.000	0.000	0.000	0.000	0.000	0.000	0.000	0.000	0.000	0.000	0.000
Sh 2	0.000	0.000	0.000	0.000	0.000	0.000	0.000	0.000	0.000	0.000	0.000	0.000	0.000	0.000
<b>Total</b>	<b>2.367</b>	<b>1.883</b>	<b>4.933</b>	<b>4.717</b>	<b>8.083</b>	<b>7.650</b>	<b>4.766</b>	<b>4.732</b>	<b>9.592</b>	<b>9.551</b>	<b>0.550</b>	<b>0.550</b>	<b>2.033</b>	<b>1.883</b>

	Logged Totals			Normalized by Day	Normalized Weekly Totals		
	Lites On	Occupied	Logged		Lites On	Occupied	% Savings
Peak	61.000	58.300	326.367	^^ ^^	31.400	30.010	4.4%
Diff Peak	0.000	0.000	0.000		0.000	0.000	0.0%
Sh 1	0.000	0.000	0.000		0.000	0.000	0.0%
Sh 2	0.000	0.000	0.000		0.000	0.000	0.0%
<b>Total</b>	<b>61.000</b>	<b>58.300</b>	<b>326.367</b>		<b>31.400</b>	<b>30.010</b>	<b>4.4%</b>



# Field House Men's Gym

Area type: Open Space. Logger: 20775. Time delay 10 minutes. Sample College, Sample State College

## Energy Analysis

### Data by Day of Week

Sun	Total Log Time	Hours /Day	Logged Lites On	Normlzd Lites On per Day	Logged Occ	Normlzd Occ per Day
Peak	48.000	24.000	17.400	8.700	13.700	6.850
Diff	0.000	0.000	0.000	0.000	0.000	0.000
Sh 1	0.000	0.000	0.000	0.000	0.000	0.000
Sh 2	0.000	0.000	0.000	0.000	0.000	0.000
<b>Total</b>	<b>48.000</b>	<b>24.000</b>	<b>17.400</b>	<b>8.700</b>	<b>13.700</b>	<b>6.850</b>

Tue	Total Log Time	Hours /Day	Logged Lites On	Normlzd Lites On per Day	Logged Occ	Normlzd Occ per Day
Peak	48.000	24.000	25.367	12.683	23.900	11.950
Diff	0.000	0.000	0.000	0.000	0.000	0.000
Sh 1	0.000	0.000	0.000	0.000	0.000	0.000
Sh 2	0.000	0.000	0.000	0.000	0.000	0.000
<b>Total</b>	<b>48.000</b>	<b>24.000</b>	<b>25.367</b>	<b>12.683</b>	<b>23.900</b>	<b>11.950</b>

Thu	Total Log Time	Hours /Day	Logged Lites On	Normlzd Lites On per Day	Logged Occ	Normlzd Occ per Day
Peak	39.617	24.000	24.233	14.681	23.800	14.418
Diff	0.000	0.000	0.000	0.000	0.000	0.000
Sh 1	0.000	0.000	0.000	0.000	0.000	0.000
Sh 2	0.000	0.000	0.000	0.000	0.000	0.000
<b>Total</b>	<b>39.617</b>	<b>24.000</b>	<b>24.233</b>	<b>14.681</b>	<b>23.800</b>	<b>14.418</b>

Sat	Total Log Time	Hours /Day	Logged Lites On	Normlzd Lites On per Day	Logged Occ	Normlzd Occ per Day
Peak	48.000	24.000	15.617	7.808	10.500	5.250
Diff	0.000	0.000	0.000	0.000	0.000	0.000
Sh 1	0.000	0.000	0.000	0.000	0.000	0.000
Sh 2	0.000	0.000	0.000	0.000	0.000	0.000
<b>Total</b>	<b>48.000</b>	<b>24.000</b>	<b>15.617</b>	<b>7.808</b>	<b>10.500</b>	<b>5.250</b>

Mon	Total Log Time	Hours /Day	Logged Lites On	Normlzd Lites On per Day	Logged Occ	Normlzd Occ per Day
Peak	48.000	24.000	29.600	14.800	26.700	13.350
Diff	0.000	0.000	0.000	0.000	0.000	0.000
Sh 1	0.000	0.000	0.000	0.000	0.000	0.000
Sh 2	0.000	0.000	0.000	0.000	0.000	0.000
<b>Total</b>	<b>48.000</b>	<b>24.000</b>	<b>29.600</b>	<b>14.800</b>	<b>26.700</b>	<b>13.350</b>

Wed	Total Log Time	Hours /Day	Logged Lites On	Normlzd Lites On per Day	Logged Occ	Normlzd Occ per Day
Peak	47.000	24.000	19.450	9.932	18.367	9.379
Diff	0.000	0.000	0.000	0.000	0.000	0.000
Sh 1	0.000	0.000	0.000	0.000	0.000	0.000
Sh 2	0.000	0.000	0.000	0.000	0.000	0.000
<b>Total</b>	<b>47.000</b>	<b>24.000</b>	<b>19.450</b>	<b>9.932</b>	<b>18.367</b>	<b>9.379</b>

Fri	Total Log Time	Hours /Day	Logged Lites On	Normlzd Lites On per Day	Logged Occ	Normlzd Occ per Day
Peak	48.000	24.000	31.517	15.758	25.167	12.583
Diff	0.000	0.000	0.000	0.000	0.000	0.000
Sh 1	0.000	0.000	0.000	0.000	0.000	0.000
Sh 2	0.000	0.000	0.000	0.000	0.000	0.000
<b>Total</b>	<b>48.000</b>	<b>24.000</b>	<b>31.517</b>	<b>15.758</b>	<b>25.167</b>	<b>12.583</b>

	Logged Totals			Normalized Totals		
	Lites On	Occupied	Logged	Lites On	Occupied	% Savings
Peak	163.183	142.133	326.617	83.936	73.108	12.9%
Diff Peak	0.000	0.000	0.000	0.000	0.000	0.0%
Sh 1	0.000	0.000	0.000	0.000	0.000	0.0%
Sh 2	0.000	0.000	0.000	0.000	0.000	0.0%
<b>Total</b>	<b>163.183</b>	<b>142.133</b>	<b>326.617</b>	<b>83.936</b>	<b>73.108</b>	<b>12.9%</b>

### Normalized Data

	Sun		Mon		Tue		Wed		Thu		Fri		Sat	
	LO	Occ	LO	Occ	LO	Occ	LO	Occ	LO	Occ	LO	Occ	LO	Occ
Peak	8.700	6.850	14.800	13.350	12.683	11.950	9.932	9.379	14.681	14.418	15.758	12.583	7.808	5.250
Diff Peak	0.000	0.000	0.000	0.000	0.000	0.000	0.000	0.000	0.000	0.000	0.000	0.000	0.000	0.000
Sh 1	0.000	0.000	0.000	0.000	0.000	0.000	0.000	0.000	0.000	0.000	0.000	0.000	0.000	0.000
Sh 2	0.000	0.000	0.000	0.000	0.000	0.000	0.000	0.000	0.000	0.000	0.000	0.000	0.000	0.000
<b>Total</b>	<b>8.700</b>	<b>6.850</b>	<b>14.800</b>	<b>13.350</b>	<b>12.683</b>	<b>11.950</b>	<b>9.932</b>	<b>9.379</b>	<b>14.681</b>	<b>14.418</b>	<b>15.758</b>	<b>12.583</b>	<b>7.808</b>	<b>5.250</b>

	Logged Totals			Normalized by Day	Normalized Weekly Totals		
	Lites On	Occupied	Logged		Lites On	Occupied	% Savings
Peak	163.183	142.133	326.617	^^ ^^	83.936	73.108	12.9%
Diff Peak	0.000	0.000	0.000		0.000	0.000	0.0%
Sh 1	0.000	0.000	0.000		0.000	0.000	0.0%
Sh 2	0.000	0.000	0.000		0.000	0.000	0.0%
<b>Total</b>	<b>163.183</b>	<b>142.133</b>	<b>326.617</b>		<b>83.936</b>	<b>73.108</b>	<b>12.9%</b>



# Mitchell Building 1st Fl. Rm. 118

Area type: Classroom. Logger: 22400. Time delay 10 minutes. Sample College, Sample State College

## Energy Analysis Data by Day of Week

Sun	Total Log Time	Hours /Day	Logged Lites On	Normlzd Lites On per Day	Logged Occ	Normlzd Occ per Day
Peak	48.000	24.000	0.000	0.000	0.000	0.000
Off	0.000	0.000	0.000	0.000	0.000	0.000
Sh 1	0.000	0.000	0.000	0.000	0.000	0.000
Sh 2	0.000	0.000	0.000	0.000	0.000	0.000
<b>Total</b>	<b>48.000</b>	<b>24.000</b>	<b>0.000</b>	<b>0.000</b>	<b>0.000</b>	<b>0.000</b>

Tue	Total Log Time	Hours /Day	Logged Lites On	Normlzd Lites On per Day	Logged Occ	Normlzd Occ per Day
Peak	48.000	24.000	21.200	10.600	18.100	9.050
Off	0.000	0.000	0.000	0.000	0.000	0.000
Sh 1	0.000	0.000	0.000	0.000	0.000	0.000
Sh 2	0.000	0.000	0.000	0.000	0.000	0.000
<b>Total</b>	<b>48.000</b>	<b>24.000</b>	<b>21.200</b>	<b>10.600</b>	<b>18.100</b>	<b>9.050</b>

Thu	Total Log Time	Hours /Day	Logged Lites On	Normlzd Lites On per Day	Logged Occ	Normlzd Occ per Day
Peak	38.517	24.000	18.700	11.652	15.633	9.741
Off	0.000	0.000	0.000	0.000	0.000	0.000
Sh 1	0.000	0.000	0.000	0.000	0.000	0.000
Sh 2	0.000	0.000	0.000	0.000	0.000	0.000
<b>Total</b>	<b>38.517</b>	<b>24.000</b>	<b>18.700</b>	<b>11.652</b>	<b>15.633</b>	<b>9.741</b>

Sat	Total Log Time	Hours /Day	Logged Lites On	Normlzd Lites On per Day	Logged Occ	Normlzd Occ per Day
Peak	48.000	24.000	0.000	0.000	0.000	0.000
Off	0.000	0.000	0.000	0.000	0.000	0.000
Sh 1	0.000	0.000	0.000	0.000	0.000	0.000
Sh 2	0.000	0.000	0.000	0.000	0.000	0.000
<b>Total</b>	<b>48.000</b>	<b>24.000</b>	<b>0.000</b>	<b>0.000</b>	<b>0.000</b>	<b>0.000</b>

Mon	Total Log Time	Hours /Day	Logged Lites On	Normlzd Lites On per Day	Logged Occ	Normlzd Occ per Day
Peak	48.000	24.000	18.800	9.400	18.200	9.100
Off	0.000	0.000	0.000	0.000	0.000	0.000
Sh 1	0.000	0.000	0.000	0.000	0.000	0.000
Sh 2	0.000	0.000	0.000	0.000	0.000	0.000
<b>Total</b>	<b>48.000</b>	<b>24.000</b>	<b>18.800</b>	<b>9.400</b>	<b>18.200</b>	<b>9.100</b>

Wed	Total Log Time	Hours /Day	Logged Lites On	Normlzd Lites On per Day	Logged Occ	Normlzd Occ per Day
Peak	47.000	24.000	19.633	10.026	18.533	9.464
Off	0.000	0.000	0.000	0.000	0.000	0.000
Sh 1	0.000	0.000	0.000	0.000	0.000	0.000
Sh 2	0.000	0.000	0.000	0.000	0.000	0.000
<b>Total</b>	<b>47.000</b>	<b>24.000</b>	<b>19.633</b>	<b>10.026</b>	<b>18.533</b>	<b>9.464</b>


Fri	Total Log Time	Hours /Day	Logged Lites On	Normlzd Lites On per Day	Logged Occ	Normlzd Occ per Day
Peak	48.000	24.000	19.100	9.550	18.033	9.017
Off	0.000	0.000	0.000	0.000	0.000	0.000
Sh 1	0.000	0.000	0.000	0.000	0.000	0.000
Sh 2	0.000	0.000	0.000	0.000	0.000	0.000
<b>Total</b>	<b>48.000</b>	<b>24.000</b>	<b>19.100</b>	<b>9.550</b>	<b>18.033</b>	<b>9.017</b>

	Logged Totals			Normalized Totals		
	Lites On	Occupied	Logged	Lites On	Occupied	% Savings
Peak	97.433	88.500	325.517	50.286	45.675	9.2%
Off Peak	0.000	0.000	0.000	0.000	0.000	0.0%
Sh 1	0.000	0.000	0.000	0.000	0.000	0.0%
Sh 2	0.000	0.000	0.000	0.000	0.000	0.0%
<b>Total</b>	<b>97.433</b>	<b>88.500</b>	<b>325.517</b>	<b>50.286</b>	<b>45.675</b>	<b>9.2%</b>

## Normalized Data

	Sun		Mon		Tue		Wed		Thu		Fri		Sat	
	LO	Occ	LO	Occ	LO	Occ	LO	Occ	LO	Occ	LO	Occ	LO	Occ
Peak	0.000	0.000	9.400	9.100	10.600	9.050	10.026	9.464	11.652	9.741	9.550	9.017	0.000	0.000
Off Peak	0.000	0.000	0.000	0.000	0.000	0.000	0.000	0.000	0.000	0.000	0.000	0.000	0.000	0.000
Sh 1	0.000	0.000	0.000	0.000	0.000	0.000	0.000	0.000	0.000	0.000	0.000	0.000	0.000	0.000
Sh 2	0.000	0.000	0.000	0.000	0.000	0.000	0.000	0.000	0.000	0.000	0.000	0.000	0.000	0.000
<b>Total</b>	<b>0.000</b>	<b>0.000</b>	<b>9.400</b>	<b>9.100</b>	<b>10.600</b>	<b>9.050</b>	<b>10.026</b>	<b>9.464</b>	<b>11.652</b>	<b>9.741</b>	<b>9.550</b>	<b>9.017</b>	<b>0.000</b>	<b>0.000</b>

	Logged Totals			Normalized by Day	Normalized Weekly Totals		
	Lites On	Occupied	Logged		Lites On	Occupied	% Savings
Peak	97.433	88.500	325.517	^^ ^^	50.286	45.675	9.2%
Off Peak	0.000	0.000	0.000		0.000	0.000	0.0%
Sh 1	0.000	0.000	0.000		0.000	0.000	0.0%
Sh 2	0.000	0.000	0.000		0.000	0.000	0.0%
<b>Total</b>	<b>97.433</b>	<b>88.500</b>	<b>325.517</b>		<b>50.286</b>	<b>45.675</b>	<b>9.2%</b>



# Mitchell Building 1st Fl. West Hall

Area type: Hallway. Logger: 23214. Time delay 10 minutes. Sample College, Sample State College

## Energy Analysis

### Data by Day of Week

Sun	Total Log Time	Hours /Day	Logged Lites On	Normlzd Lites On per Day	Logged Occ	Normlzd Occ per Day
Peak	48.000	24.000	0.000	0.000	0.000	0.000
Diff	0.000	0.000	0.000	0.000	0.000	0.000
Sh 1	0.000	0.000	0.000	0.000	0.000	0.000
Sh 2	0.000	0.000	0.000	0.000	0.000	0.000
<b>Total</b>	<b>48.000</b>	<b>24.000</b>	<b>0.000</b>	<b>0.000</b>	<b>0.000</b>	<b>0.000</b>

Tue	Total Log Time	Hours /Day	Logged Lites On	Normlzd Lites On per Day	Logged Occ	Normlzd Occ per Day
Peak	48.000	24.000	37.333	18.667	24.400	12.200
Diff	0.000	0.000	0.000	0.000	0.000	0.000
Sh 1	0.000	0.000	0.000	0.000	0.000	0.000
Sh 2	0.000	0.000	0.000	0.000	0.000	0.000
<b>Total</b>	<b>48.000</b>	<b>24.000</b>	<b>37.333</b>	<b>18.667</b>	<b>24.400</b>	<b>12.200</b>

Thu	Total Log Time	Hours /Day	Logged Lites On	Normlzd Lites On per Day	Logged Occ	Normlzd Occ per Day
Peak	38.550	24.000	26.100	16.249	21.533	13.406
Diff	0.000	0.000	0.000	0.000	0.000	0.000
Sh 1	0.000	0.000	0.000	0.000	0.000	0.000
Sh 2	0.000	0.000	0.000	0.000	0.000	0.000
<b>Total</b>	<b>38.550</b>	<b>24.000</b>	<b>26.100</b>	<b>16.249</b>	<b>21.533</b>	<b>13.406</b>

Sat	Total Log Time	Hours /Day	Logged Lites On	Normlzd Lites On per Day	Logged Occ	Normlzd Occ per Day
Peak	48.000	24.000	0.000	0.000	0.000	0.000
Diff	0.000	0.000	0.000	0.000	0.000	0.000
Sh 1	0.000	0.000	0.000	0.000	0.000	0.000
Sh 2	0.000	0.000	0.000	0.000	0.000	0.000
<b>Total</b>	<b>48.000</b>	<b>24.000</b>	<b>0.000</b>	<b>0.000</b>	<b>0.000</b>	<b>0.000</b>

Mon	Total Log Time	Hours /Day	Logged Lites On	Normlzd Lites On per Day	Logged Occ	Normlzd Occ per Day
Peak	48.000	24.000	33.617	16.808	24.100	12.050
Diff	0.000	0.000	0.000	0.000	0.000	0.000
Sh 1	0.000	0.000	0.000	0.000	0.000	0.000
Sh 2	0.000	0.000	0.000	0.000	0.000	0.000
<b>Total</b>	<b>48.000</b>	<b>24.000</b>	<b>33.617</b>	<b>16.808</b>	<b>24.100</b>	<b>12.050</b>

Wed	Total Log Time	Hours /Day	Logged Lites On	Normlzd Lites On per Day	Logged Occ	Normlzd Occ per Day
Peak	47.000	24.000	32.267	16.477	26.267	13.413
Diff	0.000	0.000	0.000	0.000	0.000	0.000
Sh 1	0.000	0.000	0.000	0.000	0.000	0.000
Sh 2	0.000	0.000	0.000	0.000	0.000	0.000
<b>Total</b>	<b>47.000</b>	<b>24.000</b>	<b>32.267</b>	<b>16.477</b>	<b>26.267</b>	<b>13.413</b>


Fri	Total Log Time	Hours /Day	Logged Lites On	Normlzd Lites On per Day	Logged Occ	Normlzd Occ per Day
Peak	48.000	24.000	31.767	15.883	21.600	10.800
Diff	0.000	0.000	0.000	0.000	0.000	0.000
Sh 1	0.000	0.000	0.000	0.000	0.000	0.000
Sh 2	0.000	0.000	0.000	0.000	0.000	0.000
<b>Total</b>	<b>48.000</b>	<b>24.000</b>	<b>31.767</b>	<b>15.883</b>	<b>21.600</b>	<b>10.800</b>

	Logged Totals			Normalized Totals		
	Lites On	Occupied	Logged	Lites On	Occupied	% Savings
Peak	161.083	117.900	325.550	83.127	60.842	26.8%
Diff	0.000	0.000	0.000	0.000	0.000	0.0%
Sh 1	0.000	0.000	0.000	0.000	0.000	0.0%
Sh 2	0.000	0.000	0.000	0.000	0.000	0.0%
<b>Total</b>	<b>161.083</b>	<b>117.900</b>	<b>325.550</b>	<b>83.127</b>	<b>60.842</b>	<b>26.8%</b>

### Normalized Data

	Sun		Mon		Tue		Wed		Thu		Fri		Sat	
	LO	Occ	LO	Occ	LO	Occ	LO	Occ	LO	Occ	LO	Occ	LO	Occ
Peak	0.000	0.000	16.808	12.050	18.667	12.200	16.477	13.413	16.249	13.406	15.883	10.800	0.000	0.000
Diff Peak	0.000	0.000	0.000	0.000	0.000	0.000	0.000	0.000	0.000	0.000	0.000	0.000	0.000	0.000
Sh 1	0.000	0.000	0.000	0.000	0.000	0.000	0.000	0.000	0.000	0.000	0.000	0.000	0.000	0.000
Sh 2	0.000	0.000	0.000	0.000	0.000	0.000	0.000	0.000	0.000	0.000	0.000	0.000	0.000	0.000
<b>Total</b>	<b>0.000</b>	<b>0.000</b>	<b>16.808</b>	<b>12.050</b>	<b>18.667</b>	<b>12.200</b>	<b>16.477</b>	<b>13.413</b>	<b>16.249</b>	<b>13.406</b>	<b>15.883</b>	<b>10.800</b>	<b>0.000</b>	<b>0.000</b>

	Logged Totals			Normalized by Day	Normalized Weekly Totals		
	Lites On	Occupied	Logged		Lites On	Occupied	% Savings
Peak	161.083	117.900	325.550	^^ ^^	83.127	60.842	26.8%
Diff Peak	0.000	0.000	0.000		0.000	0.000	0.0%
Sh 1	0.000	0.000	0.000		0.000	0.000	0.0%
Sh 2	0.000	0.000	0.000		0.000	0.000	0.0%
<b>Total</b>	<b>161.083</b>	<b>117.900</b>	<b>325.550</b>		<b>83.127</b>	<b>60.842</b>	<b>26.8%</b>



# Mitchell Building Auditorium

Area type: Open Space. Logger: 22381. Time delay 10 minutes. Sample College, Sample State College

## Energy Analysis Data by Day of Week

Sun	Total Log Time	Hours /Day	Logged Lites On	Normlzd Lites On per Day	Logged Occ	Normlzd Occ per Day
Peak	48.000	24.000	1.267	0.633	1.167	0.583
Diff	0.000	0.000	0.000	0.000	0.000	0.000
Sh 1	0.000	0.000	0.000	0.000	0.000	0.000
Sh 2	0.000	0.000	0.000	0.000	0.000	0.000
<b>Total</b>	<b>48.000</b>	<b>24.000</b>	<b>1.267</b>	<b>0.633</b>	<b>1.167</b>	<b>0.583</b>

Tue	Total Log Time	Hours /Day	Logged Lites On	Normlzd Lites On per Day	Logged Occ	Normlzd Occ per Day
Peak	48.000	24.000	15.133	7.567	2.433	1.217
Diff	0.000	0.000	0.000	0.000	0.000	0.000
Sh 1	0.000	0.000	0.000	0.000	0.000	0.000
Sh 2	0.000	0.000	0.000	0.000	0.000	0.000
<b>Total</b>	<b>48.000</b>	<b>24.000</b>	<b>15.133</b>	<b>7.567</b>	<b>2.433</b>	<b>1.217</b>

Thu	Total Log Time	Hours /Day	Logged Lites On	Normlzd Lites On per Day	Logged Occ	Normlzd Occ per Day
Peak	38.433	24.000	20.800	12.989	11.333	7.077
Diff	0.000	0.000	0.000	0.000	0.000	0.000
Sh 1	0.000	0.000	0.000	0.000	0.000	0.000
Sh 2	0.000	0.000	0.000	0.000	0.000	0.000
<b>Total</b>	<b>38.433</b>	<b>24.000</b>	<b>20.800</b>	<b>12.989</b>	<b>11.333</b>	<b>7.077</b>

Sat	Total Log Time	Hours /Day	Logged Lites On	Normlzd Lites On per Day	Logged Occ	Normlzd Occ per Day
Peak	48.000	24.000	4.633	2.317	3.000	1.500
Diff	0.000	0.000	0.000	0.000	0.000	0.000
Sh 1	0.000	0.000	0.000	0.000	0.000	0.000
Sh 2	0.000	0.000	0.000	0.000	0.000	0.000
<b>Total</b>	<b>48.000</b>	<b>24.000</b>	<b>4.633</b>	<b>2.317</b>	<b>3.000</b>	<b>1.500</b>

Mon	Total Log Time	Hours /Day	Logged Lites On	Normlzd Lites On per Day	Logged Occ	Normlzd Occ per Day
Peak	48.000	24.000	12.900	6.450	4.333	2.167
Diff	0.000	0.000	0.000	0.000	0.000	0.000
Sh 1	0.000	0.000	0.000	0.000	0.000	0.000
Sh 2	0.000	0.000	0.000	0.000	0.000	0.000
<b>Total</b>	<b>48.000</b>	<b>24.000</b>	<b>12.900</b>	<b>6.450</b>	<b>4.333</b>	<b>2.167</b>

Wed	Total Log Time	Hours /Day	Logged Lites On	Normlzd Lites On per Day	Logged Occ	Normlzd Occ per Day
Peak	47.000	24.000	13.333	6.809	5.033	2.570
Diff	0.000	0.000	0.000	0.000	0.000	0.000
Sh 1	0.000	0.000	0.000	0.000	0.000	0.000
Sh 2	0.000	0.000	0.000	0.000	0.000	0.000
<b>Total</b>	<b>47.000</b>	<b>24.000</b>	<b>13.333</b>	<b>6.809</b>	<b>5.033</b>	<b>2.570</b>


Fri	Total Log Time	Hours /Day	Logged Lites On	Normlzd Lites On per Day	Logged Occ	Normlzd Occ per Day
Peak	48.000	24.000	6.533	3.267	2.400	1.200
Diff	0.000	0.000	0.000	0.000	0.000	0.000
Sh 1	0.000	0.000	0.000	0.000	0.000	0.000
Sh 2	0.000	0.000	0.000	0.000	0.000	0.000
<b>Total</b>	<b>48.000</b>	<b>24.000</b>	<b>6.533</b>	<b>3.267</b>	<b>2.400</b>	<b>1.200</b>

Peak	Logged Totals			Normalized Totals		
	Lites On	Occupied	Logged	Lites On	Occupied	% Savings
Peak	74.600	29.700	325.433	38.511	15.332	60.2%
Diff Peak	0.000	0.000	0.000	0.000	0.000	0.0%
Sh 1	0.000	0.000	0.000	0.000	0.000	0.0%
Sh 2	0.000	0.000	0.000	0.000	0.000	0.0%
<b>Total</b>	<b>74.600</b>	<b>29.700</b>	<b>325.433</b>	<b>38.511</b>	<b>15.332</b>	<b>60.2%</b>

## Normalized Data

	Sun		Mon		Tue		Wed		Thu		Fri		Sat	
	LO	Occ	LO	Occ	LO	Occ	LO	Occ	LO	Occ	LO	Occ	LO	Occ
Peak	0.633	0.583	6.450	2.167	7.567	1.217	6.809	2.570	12.989	7.077	3.267	1.200	2.317	1.500
Diff Peak	0.000	0.000	0.000	0.000	0.000	0.000	0.000	0.000	0.000	0.000	0.000	0.000	0.000	0.000
Sh 1	0.000	0.000	0.000	0.000	0.000	0.000	0.000	0.000	0.000	0.000	0.000	0.000	0.000	0.000
Sh 2	0.000	0.000	0.000	0.000	0.000	0.000	0.000	0.000	0.000	0.000	0.000	0.000	0.000	0.000
<b>Total</b>	<b>0.633</b>	<b>0.583</b>	<b>6.450</b>	<b>2.167</b>	<b>7.567</b>	<b>1.217</b>	<b>6.809</b>	<b>2.570</b>	<b>12.989</b>	<b>7.077</b>	<b>3.267</b>	<b>1.200</b>	<b>2.317</b>	<b>1.500</b>

	Logged Totals			Normalized by Day	Normalized Weekly Totals		
	Lites On	Occupied	Logged		Lites On	Occupied	% Savings
Peak	74.600	29.700	325.433	^^ ^^	38.511	15.332	60.2%
Diff Peak	0.000	0.000	0.000		0.000	0.000	0.0%
Sh 1	0.000	0.000	0.000		0.000	0.000	0.0%
Sh 2	0.000	0.000	0.000		0.000	0.000	0.0%
<b>Total</b>	<b>74.600</b>	<b>29.700</b>	<b>325.433</b>		<b>38.511</b>	<b>15.332</b>	<b>60.2%</b>



# Mitchell Building Auditorium

Area type: Open Space. Logger: 23258. Time delay 10 minutes. Sample College, Sample State College

## Energy Analysis

### Data by Day of Week

Sun	Total Log Time	Hours /Day	Logged Lites On	Normlzd Lites On per Day	Logged Occ	Normlzd Occ per Day
Peak	48.000	24.000	1.267	0.633	1.267	0.633
Off	0.000	0.000	0.000	0.000	0.000	0.000
Sh 1	0.000	0.000	0.000	0.000	0.000	0.000
Sh 2	0.000	0.000	0.000	0.000	0.000	0.000
<b>Total</b>	<b>48.000</b>	<b>24.000</b>	<b>1.267</b>	<b>0.633</b>	<b>1.267</b>	<b>0.633</b>

Tue	Total Log Time	Hours /Day	Logged Lites On	Normlzd Lites On per Day	Logged Occ	Normlzd Occ per Day
Peak	48.000	24.000	15.067	7.533	14.133	7.067
Off	0.000	0.000	0.000	0.000	0.000	0.000
Sh 1	0.000	0.000	0.000	0.000	0.000	0.000
Sh 2	0.000	0.000	0.000	0.000	0.000	0.000
<b>Total</b>	<b>48.000</b>	<b>24.000</b>	<b>15.067</b>	<b>7.533</b>	<b>14.133</b>	<b>7.067</b>

Thu	Total Log Time	Hours /Day	Logged Lites On	Normlzd Lites On per Day	Logged Occ	Normlzd Occ per Day
Peak	38.433	24.000	20.767	12.968	19.600	12.239
Off	0.000	0.000	0.000	0.000	0.000	0.000
Sh 1	0.000	0.000	0.000	0.000	0.000	0.000
Sh 2	0.000	0.000	0.000	0.000	0.000	0.000
<b>Total</b>	<b>38.433</b>	<b>24.000</b>	<b>20.767</b>	<b>12.968</b>	<b>19.600</b>	<b>12.239</b>

Sat	Total Log Time	Hours /Day	Logged Lites On	Normlzd Lites On per Day	Logged Occ	Normlzd Occ per Day
Peak	48.000	24.000	4.667	2.333	4.600	2.300
Off	0.000	0.000	0.000	0.000	0.000	0.000
Sh 1	0.000	0.000	0.000	0.000	0.000	0.000
Sh 2	0.000	0.000	0.000	0.000	0.000	0.000
<b>Total</b>	<b>48.000</b>	<b>24.000</b>	<b>4.667</b>	<b>2.333</b>	<b>4.600</b>	<b>2.300</b>

Mon	Total Log Time	Hours /Day	Logged Lites On	Normlzd Lites On per Day	Logged Occ	Normlzd Occ per Day
Peak	48.000	24.000	13.000	6.500	12.267	6.133
Off	0.000	0.000	0.000	0.000	0.000	0.000
Sh 1	0.000	0.000	0.000	0.000	0.000	0.000
Sh 2	0.000	0.000	0.000	0.000	0.000	0.000
<b>Total</b>	<b>48.000</b>	<b>24.000</b>	<b>13.000</b>	<b>6.500</b>	<b>12.267</b>	<b>6.133</b>

Wed	Total Log Time	Hours /Day	Logged Lites On	Normlzd Lites On per Day	Logged Occ	Normlzd Occ per Day
Peak	47.000	24.000	13.367	6.826	12.033	6.145
Off	0.000	0.000	0.000	0.000	0.000	0.000
Sh 1	0.000	0.000	0.000	0.000	0.000	0.000
Sh 2	0.000	0.000	0.000	0.000	0.000	0.000
<b>Total</b>	<b>47.000</b>	<b>24.000</b>	<b>13.367</b>	<b>6.826</b>	<b>12.033</b>	<b>6.145</b>


Fri	Total Log Time	Hours /Day	Logged Lites On	Normlzd Lites On per Day	Logged Occ	Normlzd Occ per Day
Peak	48.000	24.000	6.567	3.283	6.133	3.067
Off	0.000	0.000	0.000	0.000	0.000	0.000
Sh 1	0.000	0.000	0.000	0.000	0.000	0.000
Sh 2	0.000	0.000	0.000	0.000	0.000	0.000
<b>Total</b>	<b>48.000</b>	<b>24.000</b>	<b>6.567</b>	<b>3.283</b>	<b>6.133</b>	<b>3.067</b>

	Logged Totals			Normalized Totals		
	Lites On	Occupied	Logged	Lites On	Occupied	% Savings
Peak	74.700	70.033	325.433	38.563	36.154	6.2%
Off Peak	0.000	0.000	0.000	0.000	0.000	0.0%
Sh 1	0.000	0.000	0.000	0.000	0.000	0.0%
Sh 2	0.000	0.000	0.000	0.000	0.000	0.0%
<b>Total</b>	<b>74.700</b>	<b>70.033</b>	<b>325.433</b>	<b>38.563</b>	<b>36.154</b>	<b>6.2%</b>

### Normalized Data

	Sun		Mon		Tue		Wed		Thu		Fri		Sat	
	LO	Occ	LO	Occ	LO	Occ	LO	Occ	LO	Occ	LO	Occ	LO	Occ
Peak	0.633	0.633	6.500	6.133	7.533	7.067	6.826	6.145	12.968	12.239	3.283	3.067	2.333	2.300
Off Peak	0.000	0.000	0.000	0.000	0.000	0.000	0.000	0.000	0.000	0.000	0.000	0.000	0.000	0.000
Sh 1	0.000	0.000	0.000	0.000	0.000	0.000	0.000	0.000	0.000	0.000	0.000	0.000	0.000	0.000
Sh 2	0.000	0.000	0.000	0.000	0.000	0.000	0.000	0.000	0.000	0.000	0.000	0.000	0.000	0.000
<b>Total</b>	<b>0.633</b>	<b>0.633</b>	<b>6.500</b>	<b>6.133</b>	<b>7.533</b>	<b>7.067</b>	<b>6.826</b>	<b>6.145</b>	<b>12.968</b>	<b>12.239</b>	<b>3.283</b>	<b>3.067</b>	<b>2.333</b>	<b>2.300</b>

	Logged Totals			Normalized by Day	Normalized Weekly Totals		
	Lites On	Occupied	Logged		Lites On	Occupied	% Savings
Peak	74.700	70.033	325.433	^^ ^^	38.563	36.154	6.2%
Off Peak	0.000	0.000	0.000		0.000	0.000	0.0%
Sh 1	0.000	0.000	0.000		0.000	0.000	0.0%
Sh 2	0.000	0.000	0.000		0.000	0.000	0.0%
<b>Total</b>	<b>74.700</b>	<b>70.033</b>	<b>325.433</b>		<b>38.563</b>	<b>36.154</b>	<b>6.2%</b>



# Pratt Hall 1st Fl Rm. 107

Area type: Classroom. Logger: 21309. Time delay 10 minutes. Sample College, Sample State College

## Energy Analysis

### Data by Day of Week

Sun	Total Log Time	Hours /Day	Logged Lites On	Normlzd Lites On per Day	Logged Occ	Normlzd Occ per Day
Peak	48.000	24.000	0.000	0.000	0.000	0.000
Off	0.000	0.000	0.000	0.000	0.000	0.000
Sh 1	0.000	0.000	0.000	0.000	0.000	0.000
Sh 2	0.000	0.000	0.000	0.000	0.000	0.000
<b>Total</b>	<b>48.000</b>	<b>24.000</b>	<b>0.000</b>	<b>0.000</b>	<b>0.000</b>	<b>0.000</b>

Tue	Total Log Time	Hours /Day	Logged Lites On	Normlzd Lites On per Day	Logged Occ	Normlzd Occ per Day
Peak	48.000	24.000	4.933	2.467	4.833	2.417
Off	0.000	0.000	0.000	0.000	0.000	0.000
Sh 1	0.000	0.000	0.000	0.000	0.000	0.000
Sh 2	0.000	0.000	0.000	0.000	0.000	0.000
<b>Total</b>	<b>48.000</b>	<b>24.000</b>	<b>4.933</b>	<b>2.467</b>	<b>4.833</b>	<b>2.417</b>

Thu	Total Log Time	Hours /Day	Logged Lites On	Normlzd Lites On per Day	Logged Occ	Normlzd Occ per Day
Peak	38.283	24.000	6.700	4.200	3.600	2.257
Off	0.000	0.000	0.000	0.000	0.000	0.000
Sh 1	0.000	0.000	0.000	0.000	0.000	0.000
Sh 2	0.000	0.000	0.000	0.000	0.000	0.000
<b>Total</b>	<b>38.283</b>	<b>24.000</b>	<b>6.700</b>	<b>4.200</b>	<b>3.600</b>	<b>2.257</b>

Sat	Total Log Time	Hours /Day	Logged Lites On	Normlzd Lites On per Day	Logged Occ	Normlzd Occ per Day
Peak	48.000	24.000	0.000	0.000	0.000	0.000
Off	0.000	0.000	0.000	0.000	0.000	0.000
Sh 1	0.000	0.000	0.000	0.000	0.000	0.000
Sh 2	0.000	0.000	0.000	0.000	0.000	0.000
<b>Total</b>	<b>48.000</b>	<b>24.000</b>	<b>0.000</b>	<b>0.000</b>	<b>0.000</b>	<b>0.000</b>

Mon	Total Log Time	Hours /Day	Logged Lites On	Normlzd Lites On per Day	Logged Occ	Normlzd Occ per Day
Peak	48.000	24.000	7.767	3.883	6.233	3.117
Off	0.000	0.000	0.000	0.000	0.000	0.000
Sh 1	0.000	0.000	0.000	0.000	0.000	0.000
Sh 2	0.000	0.000	0.000	0.000	0.000	0.000
<b>Total</b>	<b>48.000</b>	<b>24.000</b>	<b>7.767</b>	<b>3.883</b>	<b>6.233</b>	<b>3.117</b>

Wed	Total Log Time	Hours /Day	Logged Lites On	Normlzd Lites On per Day	Logged Occ	Normlzd Occ per Day
Peak	47.000	24.000	9.133	4.664	7.933	4.051
Off	0.000	0.000	0.000	0.000	0.000	0.000
Sh 1	0.000	0.000	0.000	0.000	0.000	0.000
Sh 2	0.000	0.000	0.000	0.000	0.000	0.000
<b>Total</b>	<b>47.000</b>	<b>24.000</b>	<b>9.133</b>	<b>4.664</b>	<b>7.933</b>	<b>4.051</b>

Fri	Total Log Time	Hours /Day	Logged Lites On	Normlzd Lites On per Day	Logged Occ	Normlzd Occ per Day
Peak	48.000	24.000	5.267	2.633	4.500	2.250
Off	0.000	0.000	0.000	0.000	0.000	0.000
Sh 1	0.000	0.000	0.000	0.000	0.000	0.000
Sh 2	0.000	0.000	0.000	0.000	0.000	0.000
<b>Total</b>	<b>48.000</b>	<b>24.000</b>	<b>5.267</b>	<b>2.633</b>	<b>4.500</b>	<b>2.250</b>

	Logged Totals			Normalized Totals		
	Lites On	Occupied	Logged	Lites On	Occupied	% Savings
Peak	33.800	27.100	325.283	17.457	13.996	19.8%
Off Peak	0.000	0.000	0.000	0.000	0.000	0.0%
Sh 1	0.000	0.000	0.000	0.000	0.000	0.0%
Sh 2	0.000	0.000	0.000	0.000	0.000	0.0%
<b>Total</b>	<b>33.800</b>	<b>27.100</b>	<b>325.283</b>	<b>17.457</b>	<b>13.996</b>	<b>19.8%</b>

### Normalized Data

	Sun		Mon		Tue		Wed		Thu		Fri		Sat	
	LO	Occ	LO	Occ	LO	Occ	LO	Occ	LO	Occ	LO	Occ	LO	Occ
Peak	0.000	0.000	3.883	3.117	2.467	2.417	4.664	4.051	4.200	2.257	2.633	2.250	0.000	0.000
Off Peak	0.000	0.000	0.000	0.000	0.000	0.000	0.000	0.000	0.000	0.000	0.000	0.000	0.000	0.000
Sh 1	0.000	0.000	0.000	0.000	0.000	0.000	0.000	0.000	0.000	0.000	0.000	0.000	0.000	0.000
Sh 2	0.000	0.000	0.000	0.000	0.000	0.000	0.000	0.000	0.000	0.000	0.000	0.000	0.000	0.000
<b>Total</b>	<b>0.000</b>	<b>0.000</b>	<b>3.883</b>	<b>3.117</b>	<b>2.467</b>	<b>2.417</b>	<b>4.664</b>	<b>4.051</b>	<b>4.200</b>	<b>2.257</b>	<b>2.633</b>	<b>2.250</b>	<b>0.000</b>	<b>0.000</b>

	Logged Totals			Normalized by Day	Normalized Weekly Totals		
	Lites On	Occupied	Logged		Lites On	Occupied	% Savings
Peak	33.800	27.100	325.283	^^ ^^	17.457	13.996	19.8%
Off Peak	0.000	0.000	0.000		0.000	0.000	0.0%
Sh 1	0.000	0.000	0.000		0.000	0.000	0.0%
Sh 2	0.000	0.000	0.000		0.000	0.000	0.0%
<b>Total</b>	<b>33.800</b>	<b>27.100</b>	<b>325.283</b>		<b>17.457</b>	<b>13.996</b>	<b>19.8%</b>



# Pratt Hall 1st Fl. Auditorium

Area type: Open Space. Logger: 22645. Time delay 10 minutes. Sample College, Sample State College

## Energy Analysis

### Data by Day of Week

Sun	Total Log Time	Hours /Day	Logged Lites On	Normlzd Lites On per Day	Logged Occ	Normlzd Occ per Day
Peak	48.000	24.000	0.000	0.000	0.000	0.000
Off	0.000	0.000	0.000	0.000	0.000	0.000
Sh 1	0.000	0.000	0.000	0.000	0.000	0.000
Sh 2	0.000	0.000	0.000	0.000	0.000	0.000
<b>Total</b>	<b>48.000</b>	<b>24.000</b>	<b>0.000</b>	<b>0.000</b>	<b>0.000</b>	<b>0.000</b>

Tue	Total Log Time	Hours /Day	Logged Lites On	Normlzd Lites On per Day	Logged Occ	Normlzd Occ per Day
Peak	48.000	24.000	5.833	2.917	3.867	1.933
Off	0.000	0.000	0.000	0.000	0.000	0.000
Sh 1	0.000	0.000	0.000	0.000	0.000	0.000
Sh 2	0.000	0.000	0.000	0.000	0.000	0.000
<b>Total</b>	<b>48.000</b>	<b>24.000</b>	<b>5.833</b>	<b>2.917</b>	<b>3.867</b>	<b>1.933</b>

Thu	Total Log Time	Hours /Day	Logged Lites On	Normlzd Lites On per Day	Logged Occ	Normlzd Occ per Day
Peak	38.333	24.000	10.950	6.856	0.067	0.042
Off	0.000	0.000	0.000	0.000	0.000	0.000
Sh 1	0.000	0.000	0.000	0.000	0.000	0.000
Sh 2	0.000	0.000	0.000	0.000	0.000	0.000
<b>Total</b>	<b>38.333</b>	<b>24.000</b>	<b>10.950</b>	<b>6.856</b>	<b>0.067</b>	<b>0.042</b>

Sat	Total Log Time	Hours /Day	Logged Lites On	Normlzd Lites On per Day	Logged Occ	Normlzd Occ per Day
Peak	48.000	24.000	0.000	0.000	0.000	0.000
Off	0.000	0.000	0.000	0.000	0.000	0.000
Sh 1	0.000	0.000	0.000	0.000	0.000	0.000
Sh 2	0.000	0.000	0.000	0.000	0.000	0.000
<b>Total</b>	<b>48.000</b>	<b>24.000</b>	<b>0.000</b>	<b>0.000</b>	<b>0.000</b>	<b>0.000</b>

Mon	Total Log Time	Hours /Day	Logged Lites On	Normlzd Lites On per Day	Logged Occ	Normlzd Occ per Day
Peak	48.000	24.000	10.833	5.417	5.167	2.583
Off	0.000	0.000	0.000	0.000	0.000	0.000
Sh 1	0.000	0.000	0.000	0.000	0.000	0.000
Sh 2	0.000	0.000	0.000	0.000	0.000	0.000
<b>Total</b>	<b>48.000</b>	<b>24.000</b>	<b>10.833</b>	<b>5.417</b>	<b>5.167</b>	<b>2.583</b>

Wed	Total Log Time	Hours /Day	Logged Lites On	Normlzd Lites On per Day	Logged Occ	Normlzd Occ per Day
Peak	47.000	24.000	17.700	9.038	7.933	4.051
Off	0.000	0.000	0.000	0.000	0.000	0.000
Sh 1	0.000	0.000	0.000	0.000	0.000	0.000
Sh 2	0.000	0.000	0.000	0.000	0.000	0.000
<b>Total</b>	<b>47.000</b>	<b>24.000</b>	<b>17.700</b>	<b>9.038</b>	<b>7.933</b>	<b>4.051</b>

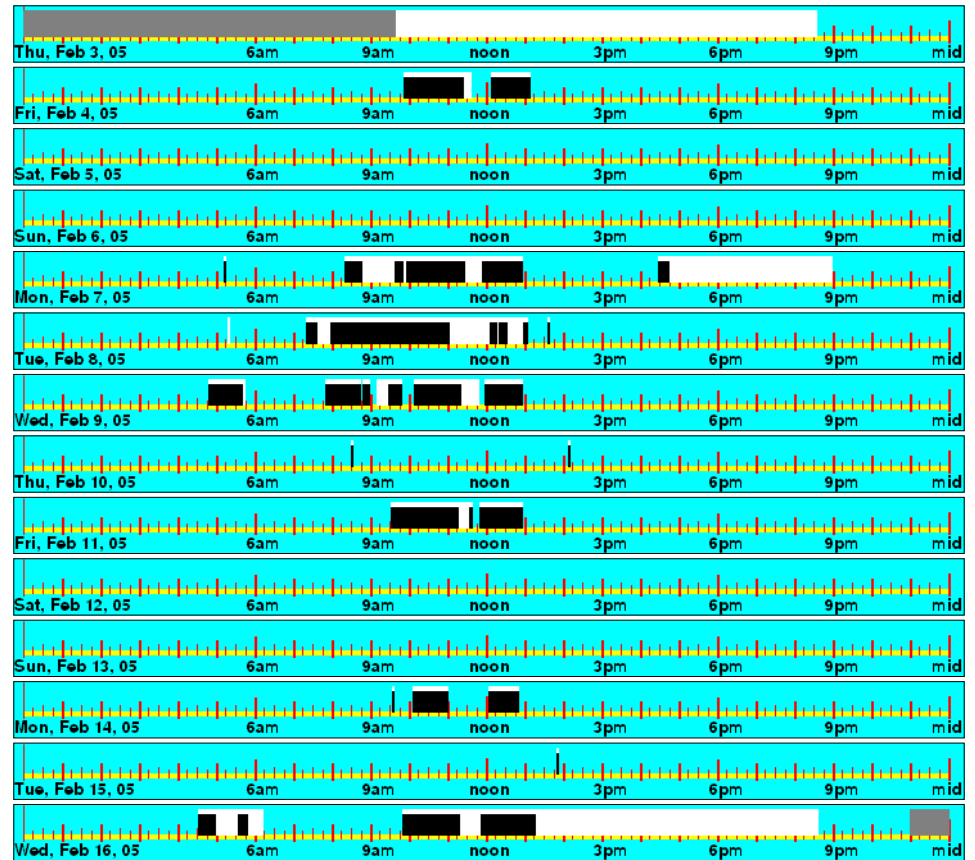
Fri	Total Log Time	Hours /Day	Logged Lites On	Normlzd Lites On per Day	Logged Occ	Normlzd Occ per Day
Peak	48.000	24.000	5.933	2.967	5.433	2.717
Off	0.000	0.000	0.000	0.000	0.000	0.000
Sh 1	0.000	0.000	0.000	0.000	0.000	0.000
Sh 2	0.000	0.000	0.000	0.000	0.000	0.000
<b>Total</b>	<b>48.000</b>	<b>24.000</b>	<b>5.933</b>	<b>2.967</b>	<b>5.433</b>	<b>2.717</b>

	Logged Totals			Normalized Totals		
	Lites On	Occupied	Logged	Lites On	Occupied	% Savings
Peak	51.250	22.467	325.333	26.465	11.602	56.2%
Off Peak	0.000	0.000	0.000	0.000	0.000	0.0%
Sh 1	0.000	0.000	0.000	0.000	0.000	0.0%
Sh 2	0.000	0.000	0.000	0.000	0.000	0.0%
<b>Total</b>	<b>51.250</b>	<b>22.467</b>	<b>325.333</b>	<b>26.465</b>	<b>11.602</b>	<b>56.2%</b>

### Normalized Data

	Sun		Mon		Tue		Wed		Thu		Fri		Sat	
	LO	Occ	LO	Occ	LO	Occ	LO	Occ	LO	Occ	LO	Occ	LO	Occ
Peak	0.000	0.000	5.417	2.583	2.917	1.933	9.038	4.051	6.856	0.042	2.967	2.717	0.000	0.000
Off Peak	0.000	0.000	0.000	0.000	0.000	0.000	0.000	0.000	0.000	0.000	0.000	0.000	0.000	0.000
Sh 1	0.000	0.000	0.000	0.000	0.000	0.000	0.000	0.000	0.000	0.000	0.000	0.000	0.000	0.000
Sh 2	0.000	0.000	0.000	0.000	0.000	0.000	0.000	0.000	0.000	0.000	0.000	0.000	0.000	0.000
<b>Total</b>	<b>0.000</b>	<b>0.000</b>	<b>5.417</b>	<b>2.583</b>	<b>2.917</b>	<b>1.933</b>	<b>9.038</b>	<b>4.051</b>	<b>6.856</b>	<b>0.042</b>	<b>2.967</b>	<b>2.717</b>	<b>0.000</b>	<b>0.000</b>

	Logged Totals			Normalized by Day	Normalized Weekly Totals		
	Lites On	Occupied	Logged		Lites On	Occupied	% Savings
Peak	51.250	22.467	325.333	^^ ^^	26.465	11.602	56.2%
Off Peak	0.000	0.000	0.000		0.000	0.000	0.0%
Sh 1	0.000	0.000	0.000		0.000	0.000	0.0%
Sh 2	0.000	0.000	0.000		0.000	0.000	0.0%
<b>Total</b>	<b>51.250</b>	<b>22.467</b>	<b>325.333</b>		<b>26.465</b>	<b>11.602</b>	<b>56.2%</b>



# Pratt Hall 1st, Floor Main Hall

Area type: Hallway. Logger: 22507. Time delay 10 minutes. Sample College, Sample State College

## Energy Analysis

### Data by Day of Week

Sun	Total Log Time	Hours /Day	Logged Lites On	Normlzd Lites On per Day	Logged Occ	Normlzd Occ per Day
Peak	48.000	24.000	0.000	0.000	0.000	0.000
Off	0.000	0.000	0.000	0.000	0.000	0.000
Sh 1	0.000	0.000	0.000	0.000	0.000	0.000
Sh 2	0.000	0.000	0.000	0.000	0.000	0.000
<b>Total</b>	<b>48.000</b>	<b>24.000</b>	<b>0.000</b>	<b>0.000</b>	<b>0.000</b>	<b>0.000</b>

Tue	Total Log Time	Hours /Day	Logged Lites On	Normlzd Lites On per Day	Logged Occ	Normlzd Occ per Day
Peak	48.000	24.000	34.133	17.067	15.833	7.917
Off	0.000	0.000	0.000	0.000	0.000	0.000
Sh 1	0.000	0.000	0.000	0.000	0.000	0.000
Sh 2	0.000	0.000	0.000	0.000	0.000	0.000
<b>Total</b>	<b>48.000</b>	<b>24.000</b>	<b>34.133</b>	<b>17.067</b>	<b>15.833</b>	<b>7.917</b>

Thu	Total Log Time	Hours /Day	Logged Lites On	Normlzd Lites On per Day	Logged Occ	Normlzd Occ per Day
Peak	38.300	24.000	26.867	16.836	14.033	8.794
Off	0.000	0.000	0.000	0.000	0.000	0.000
Sh 1	0.000	0.000	0.000	0.000	0.000	0.000
Sh 2	0.000	0.000	0.000	0.000	0.000	0.000
<b>Total</b>	<b>38.300</b>	<b>24.000</b>	<b>26.867</b>	<b>16.836</b>	<b>14.033</b>	<b>8.794</b>

Sat	Total Log Time	Hours /Day	Logged Lites On	Normlzd Lites On per Day	Logged Occ	Normlzd Occ per Day
Peak	48.000	24.000	0.000	0.000	0.000	0.000
Off	0.000	0.000	0.000	0.000	0.000	0.000
Sh 1	0.000	0.000	0.000	0.000	0.000	0.000
Sh 2	0.000	0.000	0.000	0.000	0.000	0.000
<b>Total</b>	<b>48.000</b>	<b>24.000</b>	<b>0.000</b>	<b>0.000</b>	<b>0.000</b>	<b>0.000</b>

Mon	Total Log Time	Hours /Day	Logged Lites On	Normlzd Lites On per Day	Logged Occ	Normlzd Occ per Day
Peak	48.000	24.000	35.183	17.592	17.767	8.883
Off	0.000	0.000	0.000	0.000	0.000	0.000
Sh 1	0.000	0.000	0.000	0.000	0.000	0.000
Sh 2	0.000	0.000	0.000	0.000	0.000	0.000
<b>Total</b>	<b>48.000</b>	<b>24.000</b>	<b>35.183</b>	<b>17.592</b>	<b>17.767</b>	<b>8.883</b>

Wed	Total Log Time	Hours /Day	Logged Lites On	Normlzd Lites On per Day	Logged Occ	Normlzd Occ per Day
Peak	47.000	24.000	32.933	16.817	20.000	10.213
Off	0.000	0.000	0.000	0.000	0.000	0.000
Sh 1	0.000	0.000	0.000	0.000	0.000	0.000
Sh 2	0.000	0.000	0.000	0.000	0.000	0.000
<b>Total</b>	<b>47.000</b>	<b>24.000</b>	<b>32.933</b>	<b>16.817</b>	<b>20.000</b>	<b>10.213</b>


Fri	Total Log Time	Hours /Day	Logged Lites On	Normlzd Lites On per Day	Logged Occ	Normlzd Occ per Day
Peak	48.000	24.000	32.700	16.350	13.400	6.700
Off	0.000	0.000	0.000	0.000	0.000	0.000
Sh 1	0.000	0.000	0.000	0.000	0.000	0.000
Sh 2	0.000	0.000	0.000	0.000	0.000	0.000
<b>Total</b>	<b>48.000</b>	<b>24.000</b>	<b>32.700</b>	<b>16.350</b>	<b>13.400</b>	<b>6.700</b>

	Logged Totals			Normalized Totals		
	Lites On	Occupied	Logged	Lites On	Occupied	% Savings
Peak	161.817	81.033	325.300	83.570	41.849	49.9%
Off Peak	0.000	0.000	0.000	0.000	0.000	0.0%
Sh 1	0.000	0.000	0.000	0.000	0.000	0.0%
Sh 2	0.000	0.000	0.000	0.000	0.000	0.0%
<b>Total</b>	<b>161.817</b>	<b>81.033</b>	<b>325.300</b>	<b>83.570</b>	<b>41.849</b>	<b>49.9%</b>

### Normalized Data

	Sun		Mon		Tue		Wed		Thu		Fri		Sat	
	LO	Occ	LO	Occ	LO	Occ	LO	Occ	LO	Occ	LO	Occ	LO	Occ
Peak	0.000	0.000	17.592	8.883	17.067	7.917	16.817	10.213	16.836	8.794	16.350	6.700	0.000	0.000
Off Peak	0.000	0.000	0.000	0.000	0.000	0.000	0.000	0.000	0.000	0.000	0.000	0.000	0.000	0.000
Sh 1	0.000	0.000	0.000	0.000	0.000	0.000	0.000	0.000	0.000	0.000	0.000	0.000	0.000	0.000
Sh 2	0.000	0.000	0.000	0.000	0.000	0.000	0.000	0.000	0.000	0.000	0.000	0.000	0.000	0.000
<b>Total</b>	<b>0.000</b>	<b>0.000</b>	<b>17.592</b>	<b>8.883</b>	<b>17.067</b>	<b>7.917</b>	<b>16.817</b>	<b>10.213</b>	<b>16.836</b>	<b>8.794</b>	<b>16.350</b>	<b>6.700</b>	<b>0.000</b>	<b>0.000</b>

	Logged Totals			Normalized by Day	Normalized Weekly Totals		
	Lites On	Occupied	Logged		Lites On	Occupied	% Savings
Peak	161.817	81.033	325.300	^^ ^^	83.570	41.849	49.9%
Off Peak	0.000	0.000	0.000		0.000	0.000	0.0%
Sh 1	0.000	0.000	0.000		0.000	0.000	0.0%
Sh 2	0.000	0.000	0.000		0.000	0.000	0.0%
<b>Total</b>	<b>161.817</b>	<b>81.033</b>	<b>325.300</b>		<b>83.570</b>	<b>41.849</b>	<b>49.9%</b>



# Pratt Hall 2nd Fl Hall

Area type: Hallway. Logger: 22179. Time delay 10 minutes. Sample College, Sample State College

## Energy Analysis

### Data by Day of Week

Sun	Total Log Time	Hours /Day	Logged Lites On	Normlzd Lites On per Day	Logged Occ	Normlzd Occ per Day
Peak	48.000	24.000	0.000	0.000	0.000	0.000
Diff	0.000	0.000	0.000	0.000	0.000	0.000
Sh 1	0.000	0.000	0.000	0.000	0.000	0.000
Sh 2	0.000	0.000	0.000	0.000	0.000	0.000
<b>Total</b>	<b>48.000</b>	<b>24.000</b>	<b>0.000</b>	<b>0.000</b>	<b>0.000</b>	<b>0.000</b>

Tue	Total Log Time	Hours /Day	Logged Lites On	Normlzd Lites On per Day	Logged Occ	Normlzd Occ per Day
Peak	48.000	24.000	31.450	15.725	14.667	7.333
Diff	0.000	0.000	0.000	0.000	0.000	0.000
Sh 1	0.000	0.000	0.000	0.000	0.000	0.000
Sh 2	0.000	0.000	0.000	0.000	0.000	0.000
<b>Total</b>	<b>48.000</b>	<b>24.000</b>	<b>31.450</b>	<b>15.725</b>	<b>14.667</b>	<b>7.333</b>

Thu	Total Log Time	Hours /Day	Logged Lites On	Normlzd Lites On per Day	Logged Occ	Normlzd Occ per Day
Peak	38.200	24.000	11.933	7.497	6.467	4.063
Diff	0.000	0.000	0.000	0.000	0.000	0.000
Sh 1	0.000	0.000	0.000	0.000	0.000	0.000
Sh 2	0.000	0.000	0.000	0.000	0.000	0.000
<b>Total</b>	<b>38.200</b>	<b>24.000</b>	<b>11.933</b>	<b>7.497</b>	<b>6.467</b>	<b>4.063</b>

Sat	Total Log Time	Hours /Day	Logged Lites On	Normlzd Lites On per Day	Logged Occ	Normlzd Occ per Day
Peak	48.000	24.000	0.000	0.000	0.000	0.000
Diff	0.000	0.000	0.000	0.000	0.000	0.000
Sh 1	0.000	0.000	0.000	0.000	0.000	0.000
Sh 2	0.000	0.000	0.000	0.000	0.000	0.000
<b>Total</b>	<b>48.000</b>	<b>24.000</b>	<b>0.000</b>	<b>0.000</b>	<b>0.000</b>	<b>0.000</b>

Mon	Total Log Time	Hours /Day	Logged Lites On	Normlzd Lites On per Day	Logged Occ	Normlzd Occ per Day
Peak	48.000	24.000	14.533	7.267	8.900	4.450
Diff	0.000	0.000	0.000	0.000	0.000	0.000
Sh 1	0.000	0.000	0.000	0.000	0.000	0.000
Sh 2	0.000	0.000	0.000	0.000	0.000	0.000
<b>Total</b>	<b>48.000</b>	<b>24.000</b>	<b>14.533</b>	<b>7.267</b>	<b>8.900</b>	<b>4.450</b>

Wed	Total Log Time	Hours /Day	Logged Lites On	Normlzd Lites On per Day	Logged Occ	Normlzd Occ per Day
Peak	47.000	24.000	25.617	13.081	5.100	2.604
Diff	0.000	0.000	0.000	0.000	0.000	0.000
Sh 1	0.000	0.000	0.000	0.000	0.000	0.000
Sh 2	0.000	0.000	0.000	0.000	0.000	0.000
<b>Total</b>	<b>47.000</b>	<b>24.000</b>	<b>25.617</b>	<b>13.081</b>	<b>5.100</b>	<b>2.604</b>

Fri	Total Log Time	Hours /Day	Logged Lites On	Normlzd Lites On per Day	Logged Occ	Normlzd Occ per Day
Peak	48.000	24.000	0.000	0.000	0.000	0.000
Diff	0.000	0.000	0.000	0.000	0.000	0.000
Sh 1	0.000	0.000	0.000	0.000	0.000	0.000
Sh 2	0.000	0.000	0.000	0.000	0.000	0.000
<b>Total</b>	<b>48.000</b>	<b>24.000</b>	<b>0.000</b>	<b>0.000</b>	<b>0.000</b>	<b>0.000</b>

	Logged Totals			Normalized Totals		
	Lites On	Occupied	Logged	Lites On	Occupied	% Savings
Peak	83.533	35.133	325.200	43.154	18.150	57.9%
Diff	0.000	0.000	0.000	0.000	0.000	0.0%
Sh 1	0.000	0.000	0.000	0.000	0.000	0.0%
Sh 2	0.000	0.000	0.000	0.000	0.000	0.0%
<b>Total</b>	<b>83.533</b>	<b>35.133</b>	<b>325.200</b>	<b>43.154</b>	<b>18.150</b>	<b>57.9%</b>

### Normalized Data

	Sun		Mon		Tue		Wed		Thu		Fri		Sat	
	LO	Occ	LO	Occ	LO	Occ	LO	Occ	LO	Occ	LO	Occ	LO	Occ
Peak	0.000	0.000	7.267	4.450	15.725	7.333	13.081	2.604	7.497	4.063	0.000	0.000	0.000	0.000
Diff Peak	0.000	0.000	0.000	0.000	0.000	0.000	0.000	0.000	0.000	0.000	0.000	0.000	0.000	0.000
Sh 1	0.000	0.000	0.000	0.000	0.000	0.000	0.000	0.000	0.000	0.000	0.000	0.000	0.000	0.000
Sh 2	0.000	0.000	0.000	0.000	0.000	0.000	0.000	0.000	0.000	0.000	0.000	0.000	0.000	0.000
<b>Total</b>	<b>0.000</b>	<b>0.000</b>	<b>7.267</b>	<b>4.450</b>	<b>15.725</b>	<b>7.333</b>	<b>13.081</b>	<b>2.604</b>	<b>7.497</b>	<b>4.063</b>	<b>0.000</b>	<b>0.000</b>	<b>0.000</b>	<b>0.000</b>

	Logged Totals			Normalized by Day	Normalized Weekly Totals		
	Lites On	Occupied	Logged		Lites On	Occupied	% Savings
Peak	83.533	35.133	325.200	^^ ^^	43.154	18.150	57.9%
Diff Peak	0.000	0.000	0.000		0.000	0.000	0.0%
Sh 1	0.000	0.000	0.000		0.000	0.000	0.0%
Sh 2	0.000	0.000	0.000		0.000	0.000	0.0%
<b>Total</b>	<b>83.533</b>	<b>35.133</b>	<b>325.200</b>		<b>43.154</b>	<b>18.150</b>	<b>57.9%</b>



# Pratt Hall 2nd Fl. Men's

Area type: Restroom. Logger: 22370. Time delay 10 minutes. Sample College, Sample State College

## Energy Analysis

### Data by Day of Week

Sun	Total Log Time	Hours /Day	Logged Lites On	Normlzd Lites On per Day	Logged Occ	Normlzd Occ per Day
Peak	48.000	24.000	0.000	0.000	0.000	0.000
Off	0.000	0.000	0.000	0.000	0.000	0.000
Sh 1	0.000	0.000	0.000	0.000	0.000	0.000
Sh 2	0.000	0.000	0.000	0.000	0.000	0.000
<b>Total</b>	<b>48.000</b>	<b>24.000</b>	<b>0.000</b>	<b>0.000</b>	<b>0.000</b>	<b>0.000</b>

Tue	Total Log Time	Hours /Day	Logged Lites On	Normlzd Lites On per Day	Logged Occ	Normlzd Occ per Day
Peak	48.000	24.000	30.633	15.317	12.600	6.300
Off	0.000	0.000	0.000	0.000	0.000	0.000
Sh 1	0.000	0.000	0.000	0.000	0.000	0.000
Sh 2	0.000	0.000	0.000	0.000	0.000	0.000
<b>Total</b>	<b>48.000</b>	<b>24.000</b>	<b>30.633</b>	<b>15.317</b>	<b>12.600</b>	<b>6.300</b>

Thu	Total Log Time	Hours /Day	Logged Lites On	Normlzd Lites On per Day	Logged Occ	Normlzd Occ per Day
Peak	38.200	24.000	12.100	7.602	5.267	3.309
Off	0.000	0.000	0.000	0.000	0.000	0.000
Sh 1	0.000	0.000	0.000	0.000	0.000	0.000
Sh 2	0.000	0.000	0.000	0.000	0.000	0.000
<b>Total</b>	<b>38.200</b>	<b>24.000</b>	<b>12.100</b>	<b>7.602</b>	<b>5.267</b>	<b>3.309</b>

Sat	Total Log Time	Hours /Day	Logged Lites On	Normlzd Lites On per Day	Logged Occ	Normlzd Occ per Day
Peak	48.000	24.000	0.000	0.000	0.000	0.000
Off	0.000	0.000	0.000	0.000	0.000	0.000
Sh 1	0.000	0.000	0.000	0.000	0.000	0.000
Sh 2	0.000	0.000	0.000	0.000	0.000	0.000
<b>Total</b>	<b>48.000</b>	<b>24.000</b>	<b>0.000</b>	<b>0.000</b>	<b>0.000</b>	<b>0.000</b>

Mon	Total Log Time	Hours /Day	Logged Lites On	Normlzd Lites On per Day	Logged Occ	Normlzd Occ per Day
Peak	48.000	24.000	13.900	6.950	8.333	4.167
Off	0.000	0.000	0.000	0.000	0.000	0.000
Sh 1	0.000	0.000	0.000	0.000	0.000	0.000
Sh 2	0.000	0.000	0.000	0.000	0.000	0.000
<b>Total</b>	<b>48.000</b>	<b>24.000</b>	<b>13.900</b>	<b>6.950</b>	<b>8.333</b>	<b>4.167</b>

Wed	Total Log Time	Hours /Day	Logged Lites On	Normlzd Lites On per Day	Logged Occ	Normlzd Occ per Day
Peak	47.000	24.000	25.767	13.157	4.867	2.485
Off	0.000	0.000	0.000	0.000	0.000	0.000
Sh 1	0.000	0.000	0.000	0.000	0.000	0.000
Sh 2	0.000	0.000	0.000	0.000	0.000	0.000
<b>Total</b>	<b>47.000</b>	<b>24.000</b>	<b>25.767</b>	<b>13.157</b>	<b>4.867</b>	<b>2.485</b>


Fri	Total Log Time	Hours /Day	Logged Lites On	Normlzd Lites On per Day	Logged Occ	Normlzd Occ per Day
Peak	48.000	24.000	0.000	0.000	0.000	0.000
Off	0.000	0.000	0.000	0.000	0.000	0.000
Sh 1	0.000	0.000	0.000	0.000	0.000	0.000
Sh 2	0.000	0.000	0.000	0.000	0.000	0.000
<b>Total</b>	<b>48.000</b>	<b>24.000</b>	<b>0.000</b>	<b>0.000</b>	<b>0.000</b>	<b>0.000</b>

	Logged Totals			Normalized Totals		
	Lites On	Occupied	Logged	Lites On	Occupied	% Savings
Peak	82.400	31.067	325.200	42.568	16.049	62.3%
Off Peak	0.000	0.000	0.000	0.000	0.000	0.0%
Sh 1	0.000	0.000	0.000	0.000	0.000	0.0%
Sh 2	0.000	0.000	0.000	0.000	0.000	0.0%
<b>Total</b>	<b>82.400</b>	<b>31.067</b>	<b>325.200</b>	<b>42.568</b>	<b>16.049</b>	<b>62.3%</b>

### Normalized Data

	Sun		Mon		Tue		Wed		Thu		Fri		Sat	
	LO	Occ	LO	Occ	LO	Occ	LO	Occ	LO	Occ	LO	Occ	LO	Occ
Peak	0.000	0.000	6.950	4.167	15.317	6.300	13.157	2.485	7.602	3.309	0.000	0.000	0.000	0.000
Off Peak	0.000	0.000	0.000	0.000	0.000	0.000	0.000	0.000	0.000	0.000	0.000	0.000	0.000	0.000
Sh 1	0.000	0.000	0.000	0.000	0.000	0.000	0.000	0.000	0.000	0.000	0.000	0.000	0.000	0.000
Sh 2	0.000	0.000	0.000	0.000	0.000	0.000	0.000	0.000	0.000	0.000	0.000	0.000	0.000	0.000
<b>Total</b>	<b>0.000</b>	<b>0.000</b>	<b>6.950</b>	<b>4.167</b>	<b>15.317</b>	<b>6.300</b>	<b>13.157</b>	<b>2.485</b>	<b>7.602</b>	<b>3.309</b>	<b>0.000</b>	<b>0.000</b>	<b>0.000</b>	<b>0.000</b>

	Logged Totals			Normalized by Day	Normalized Weekly Totals		
	Lites On	Occupied	Logged		Lites On	Occupied	% Savings
Peak	82.400	31.067	325.200	^^ ^^	42.568	16.049	62.3%
Off Peak	0.000	0.000	0.000		0.000	0.000	0.0%
Sh 1	0.000	0.000	0.000		0.000	0.000	0.0%
Sh 2	0.000	0.000	0.000		0.000	0.000	0.0%
<b>Total</b>	<b>82.400</b>	<b>31.067</b>	<b>325.200</b>		<b>42.568</b>	<b>16.049</b>	<b>62.3%</b>



# Pratt Hall Bsmt Mech Rm

Area type: Storage. Logger: 23477. Time delay 10 minutes. Sample College, Sample State College

## Energy Analysis

### Data by Day of Week

Sun	Total Log Time	Hours /Day	Logged Lites On	Normlzd Lites On per Day	Logged Occ	Normlzd Occ per Day
Peak	48.000	24.000	48.000	24.000	0.000	0.000
Off	0.000	0.000	0.000	0.000	0.000	0.000
Sh 1	0.000	0.000	0.000	0.000	0.000	0.000
Sh 2	0.000	0.000	0.000	0.000	0.000	0.000
<b>Total</b>	<b>48.000</b>	<b>24.000</b>	<b>48.000</b>	<b>24.000</b>	<b>0.000</b>	<b>0.000</b>

Mon	Total Log Time	Hours /Day	Logged Lites On	Normlzd Lites On per Day	Logged Occ	Normlzd Occ per Day
Peak	48.000	24.000	48.000	24.000	0.000	0.000
Off	0.000	0.000	0.000	0.000	0.000	0.000
Sh 1	0.000	0.000	0.000	0.000	0.000	0.000
Sh 2	0.000	0.000	0.000	0.000	0.000	0.000
<b>Total</b>	<b>48.000</b>	<b>24.000</b>	<b>48.000</b>	<b>24.000</b>	<b>0.000</b>	<b>0.000</b>

Tue	Total Log Time	Hours /Day	Logged Lites On	Normlzd Lites On per Day	Logged Occ	Normlzd Occ per Day
Peak	48.000	24.000	48.000	24.000	0.000	0.000
Off	0.000	0.000	0.000	0.000	0.000	0.000
Sh 1	0.000	0.000	0.000	0.000	0.000	0.000
Sh 2	0.000	0.000	0.000	0.000	0.000	0.000
<b>Total</b>	<b>48.000</b>	<b>24.000</b>	<b>48.000</b>	<b>24.000</b>	<b>0.000</b>	<b>0.000</b>

Wed	Total Log Time	Hours /Day	Logged Lites On	Normlzd Lites On per Day	Logged Occ	Normlzd Occ per Day
Peak	47.000	24.000	47.000	24.000	0.200	0.102
Off	0.000	0.000	0.000	0.000	0.000	0.000
Sh 1	0.000	0.000	0.000	0.000	0.000	0.000
Sh 2	0.000	0.000	0.000	0.000	0.000	0.000
<b>Total</b>	<b>47.000</b>	<b>24.000</b>	<b>47.000</b>	<b>24.000</b>	<b>0.200</b>	<b>0.102</b>

Thu	Total Log Time	Hours /Day	Logged Lites On	Normlzd Lites On per Day	Logged Occ	Normlzd Occ per Day
Peak	38.167	24.000	38.167	24.000	0.600	0.377
Off	0.000	0.000	0.000	0.000	0.000	0.000
Sh 1	0.000	0.000	0.000	0.000	0.000	0.000
Sh 2	0.000	0.000	0.000	0.000	0.000	0.000
<b>Total</b>	<b>38.167</b>	<b>24.000</b>	<b>38.167</b>	<b>24.000</b>	<b>0.600</b>	<b>0.377</b>

Fri	Total Log Time	Hours /Day	Logged Lites On	Normlzd Lites On per Day	Logged Occ	Normlzd Occ per Day
Peak	48.000	24.000	48.000	24.000	0.000	0.000
Off	0.000	0.000	0.000	0.000	0.000	0.000
Sh 1	0.000	0.000	0.000	0.000	0.000	0.000
Sh 2	0.000	0.000	0.000	0.000	0.000	0.000
<b>Total</b>	<b>48.000</b>	<b>24.000</b>	<b>48.000</b>	<b>24.000</b>	<b>0.000</b>	<b>0.000</b>


Sat	Total Log Time	Hours /Day	Logged Lites On	Normlzd Lites On per Day	Logged Occ	Normlzd Occ per Day
Peak	48.000	24.000	48.000	24.000	0.000	0.000
Off	0.000	0.000	0.000	0.000	0.000	0.000
Sh 1	0.000	0.000	0.000	0.000	0.000	0.000
Sh 2	0.000	0.000	0.000	0.000	0.000	0.000
<b>Total</b>	<b>48.000</b>	<b>24.000</b>	<b>48.000</b>	<b>24.000</b>	<b>0.000</b>	<b>0.000</b>

	Logged Totals			Normalized Totals		
	Lites On	Occupied	Logged	Lites On	Occupied	% Savings
Peak	325.167	0.800	325.167	168.000	0.413	99.8%
Off Peak	0.000	0.000	0.000	0.000	0.000	0.0%
Sh 1	0.000	0.000	0.000	0.000	0.000	0.0%
Sh 2	0.000	0.000	0.000	0.000	0.000	0.0%
<b>Total</b>	<b>325.167</b>	<b>0.800</b>	<b>325.167</b>	<b>168.000</b>	<b>0.413</b>	<b>99.8%</b>

### Normalized Data

	Sun		Mon		Tue		Wed		Thu		Fri		Sat	
	LO	Occ	LO	Occ	LO	Occ	LO	Occ	LO	Occ	LO	Occ	LO	Occ
Peak	24.000	0.000	24.000	0.000	24.000	0.000	24.000	0.102	24.000	0.377	24.000	0.000	24.000	0.000
Off Peak	0.000	0.000	0.000	0.000	0.000	0.000	0.000	0.000	0.000	0.000	0.000	0.000	0.000	0.000
Sh 1	0.000	0.000	0.000	0.000	0.000	0.000	0.000	0.000	0.000	0.000	0.000	0.000	0.000	0.000
Sh 2	0.000	0.000	0.000	0.000	0.000	0.000	0.000	0.000	0.000	0.000	0.000	0.000	0.000	0.000
<b>Total</b>	<b>24.000</b>	<b>0.000</b>	<b>24.000</b>	<b>0.000</b>	<b>24.000</b>	<b>0.000</b>	<b>24.000</b>	<b>0.102</b>	<b>24.000</b>	<b>0.377</b>	<b>24.000</b>	<b>0.000</b>	<b>24.000</b>	<b>0.000</b>

	Logged Totals			Normalized by Day	Normalized Weekly Totals		
	Lites On	Occupied	Logged		Lites On	Occupied	% Savings
Peak	325.167	0.800	325.167	^^ ^^	168.000	0.413	99.8%
Off Peak	0.000	0.000	0.000		0.000	0.000	0.0%
Sh 1	0.000	0.000	0.000		0.000	0.000	0.0%
Sh 2	0.000	0.000	0.000		0.000	0.000	0.0%
<b>Total</b>	<b>325.167</b>	<b>0.800</b>	<b>325.167</b>		<b>168.000</b>	<b>0.413</b>	<b>99.8%</b>



# Pratt Hall Men's

Area type: Restroom. Logger: 21975. Time delay 10 minutes. Sample College, Sample State College

## Energy Analysis

### Data by Day of Week

Sun	Total Log Time	Hours /Day	Logged Lites On	Normlzd Lites On per Day	Logged Occ	Normlzd Occ per Day
Peak	48.000	24.000	48.000	24.000	0.000	0.000
Diff	0.000	0.000	0.000	0.000	0.000	0.000
Sh 1	0.000	0.000	0.000	0.000	0.000	0.000
Sh 2	0.000	0.000	0.000	0.000	0.000	0.000
<b>Total</b>	<b>48.000</b>	<b>24.000</b>	<b>48.000</b>	<b>24.000</b>	<b>0.000</b>	<b>0.000</b>

Tue	Total Log Time	Hours /Day	Logged Lites On	Normlzd Lites On per Day	Logged Occ	Normlzd Occ per Day
Peak	48.000	24.000	47.967	23.983	8.200	4.100
Diff	0.000	0.000	0.000	0.000	0.000	0.000
Sh 1	0.000	0.000	0.000	0.000	0.000	0.000
Sh 2	0.000	0.000	0.000	0.000	0.000	0.000
<b>Total</b>	<b>48.000</b>	<b>24.000</b>	<b>47.967</b>	<b>23.983</b>	<b>8.200</b>	<b>4.100</b>

Thu	Total Log Time	Hours /Day	Logged Lites On	Normlzd Lites On per Day	Logged Occ	Normlzd Occ per Day
Peak	38.267	24.000	36.267	22.746	5.567	3.491
Diff	0.000	0.000	0.000	0.000	0.000	0.000
Sh 1	0.000	0.000	0.000	0.000	0.000	0.000
Sh 2	0.000	0.000	0.000	0.000	0.000	0.000
<b>Total</b>	<b>38.267</b>	<b>24.000</b>	<b>36.267</b>	<b>22.746</b>	<b>5.567</b>	<b>3.491</b>

Sat	Total Log Time	Hours /Day	Logged Lites On	Normlzd Lites On per Day	Logged Occ	Normlzd Occ per Day
Peak	48.000	24.000	28.433	14.217	0.233	0.117
Diff	0.000	0.000	0.000	0.000	0.000	0.000
Sh 1	0.000	0.000	0.000	0.000	0.000	0.000
Sh 2	0.000	0.000	0.000	0.000	0.000	0.000
<b>Total</b>	<b>48.000</b>	<b>24.000</b>	<b>28.433</b>	<b>14.217</b>	<b>0.233</b>	<b>0.117</b>

Mon	Total Log Time	Hours /Day	Logged Lites On	Normlzd Lites On per Day	Logged Occ	Normlzd Occ per Day
Peak	48.000	24.000	48.000	24.000	10.867	5.433
Diff	0.000	0.000	0.000	0.000	0.000	0.000
Sh 1	0.000	0.000	0.000	0.000	0.000	0.000
Sh 2	0.000	0.000	0.000	0.000	0.000	0.000
<b>Total</b>	<b>48.000</b>	<b>24.000</b>	<b>48.000</b>	<b>24.000</b>	<b>10.867</b>	<b>5.433</b>

Wed	Total Log Time	Hours /Day	Logged Lites On	Normlzd Lites On per Day	Logged Occ	Normlzd Occ per Day
Peak	47.000	24.000	42.433	21.668	9.933	5.072
Diff	0.000	0.000	0.000	0.000	0.000	0.000
Sh 1	0.000	0.000	0.000	0.000	0.000	0.000
Sh 2	0.000	0.000	0.000	0.000	0.000	0.000
<b>Total</b>	<b>47.000</b>	<b>24.000</b>	<b>42.433</b>	<b>21.668</b>	<b>9.933</b>	<b>5.072</b>


Fri	Total Log Time	Hours /Day	Logged Lites On	Normlzd Lites On per Day	Logged Occ	Normlzd Occ per Day
Peak	48.000	24.000	43.467	21.733	7.467	3.733
Diff	0.000	0.000	0.000	0.000	0.000	0.000
Sh 1	0.000	0.000	0.000	0.000	0.000	0.000
Sh 2	0.000	0.000	0.000	0.000	0.000	0.000
<b>Total</b>	<b>48.000</b>	<b>24.000</b>	<b>43.467</b>	<b>21.733</b>	<b>7.467</b>	<b>3.733</b>

	Logged Totals			Normalized Totals		
	Lites On	Occupied	Logged	Lites On	Occupied	% Savings
Peak	294.567	42.267	325.267	152.144	21.831	85.7%
Diff	0.000	0.000	0.000	0.000	0.000	0.0%
Sh 1	0.000	0.000	0.000	0.000	0.000	0.0%
Sh 2	0.000	0.000	0.000	0.000	0.000	0.0%
<b>Total</b>	<b>294.567</b>	<b>42.267</b>	<b>325.267</b>	<b>152.144</b>	<b>21.831</b>	<b>85.7%</b>

### Normalized Data

	Sun		Mon		Tue		Wed		Thu		Fri		Sat	
	LO	Occ	LO	Occ	LO	Occ	LO	Occ	LO	Occ	LO	Occ	LO	Occ
Peak	24.000	0.000	24.000	5.433	23.983	4.100	21.668	5.072	22.746	3.491	21.733	3.733	14.217	0.117
Diff Peak	0.000	0.000	0.000	0.000	0.000	0.000	0.000	0.000	0.000	0.000	0.000	0.000	0.000	0.000
Sh 1	0.000	0.000	0.000	0.000	0.000	0.000	0.000	0.000	0.000	0.000	0.000	0.000	0.000	0.000
Sh 2	0.000	0.000	0.000	0.000	0.000	0.000	0.000	0.000	0.000	0.000	0.000	0.000	0.000	0.000
<b>Total</b>	<b>24.000</b>	<b>0.000</b>	<b>24.000</b>	<b>5.433</b>	<b>23.983</b>	<b>4.100</b>	<b>21.668</b>	<b>5.072</b>	<b>22.746</b>	<b>3.491</b>	<b>21.733</b>	<b>3.733</b>	<b>14.217</b>	<b>0.117</b>

	Logged Totals			Normalized by Day	Normalized Weekly Totals		
	Lites On	Occupied	Logged		Lites On	Occupied	% Savings
Peak	294.567	42.267	325.267	^^ ^^	152.144	21.831	85.7%
Diff Peak	0.000	0.000	0.000		0.000	0.000	0.0%
Sh 1	0.000	0.000	0.000		0.000	0.000	0.0%
Sh 2	0.000	0.000	0.000		0.000	0.000	0.0%
<b>Total</b>	<b>294.567</b>	<b>42.267</b>	<b>325.267</b>		<b>152.144</b>	<b>21.831</b>	<b>85.7%</b>



# Sullivan Hall Hall, 2nd Fl

Area type: Hallway. Logger: 22628. Time delay 10 minutes. Sample College, Sample State College

## Energy Analysis

### Data by Day of Week

Sun	Total Log Time	Hours /Day	Logged Lites On	Normlzd Lites On per Day	Logged Occ	Normlzd Occ per Day
Peak	48.000	24.000	21.800	10.900	0.200	0.100
Diff	0.000	0.000	0.000	0.000	0.000	0.000
Sh 1	0.000	0.000	0.000	0.000	0.000	0.000
Sh 2	0.000	0.000	0.000	0.000	0.000	0.000
<b>Total</b>	<b>48.000</b>	<b>24.000</b>	<b>21.800</b>	<b>10.900</b>	<b>0.200</b>	<b>0.100</b>

Tue	Total Log Time	Hours /Day	Logged Lites On	Normlzd Lites On per Day	Logged Occ	Normlzd Occ per Day
Peak	48.000	24.000	23.167	11.583	16.900	8.450
Diff	0.000	0.000	0.000	0.000	0.000	0.000
Sh 1	0.000	0.000	0.000	0.000	0.000	0.000
Sh 2	0.000	0.000	0.000	0.000	0.000	0.000
<b>Total</b>	<b>48.000</b>	<b>24.000</b>	<b>23.167</b>	<b>11.583</b>	<b>16.900</b>	<b>8.450</b>

Thu	Total Log Time	Hours /Day	Logged Lites On	Normlzd Lites On per Day	Logged Occ	Normlzd Occ per Day
Peak	39.217	24.000	26.833	16.422	18.833	11.526
Diff	0.000	0.000	0.000	0.000	0.000	0.000
Sh 1	0.000	0.000	0.000	0.000	0.000	0.000
Sh 2	0.000	0.000	0.000	0.000	0.000	0.000
<b>Total</b>	<b>39.217</b>	<b>24.000</b>	<b>26.833</b>	<b>16.422</b>	<b>18.833</b>	<b>11.526</b>

Sat	Total Log Time	Hours /Day	Logged Lites On	Normlzd Lites On per Day	Logged Occ	Normlzd Occ per Day
Peak	48.000	24.000	13.750	6.875	1.033	0.517
Diff	0.000	0.000	0.000	0.000	0.000	0.000
Sh 1	0.000	0.000	0.000	0.000	0.000	0.000
Sh 2	0.000	0.000	0.000	0.000	0.000	0.000
<b>Total</b>	<b>48.000</b>	<b>24.000</b>	<b>13.750</b>	<b>6.875</b>	<b>1.033</b>	<b>0.517</b>

Mon	Total Log Time	Hours /Day	Logged Lites On	Normlzd Lites On per Day	Logged Occ	Normlzd Occ per Day
Peak	48.000	24.000	23.033	11.517	18.633	9.317
Diff	0.000	0.000	0.000	0.000	0.000	0.000
Sh 1	0.000	0.000	0.000	0.000	0.000	0.000
Sh 2	0.000	0.000	0.000	0.000	0.000	0.000
<b>Total</b>	<b>48.000</b>	<b>24.000</b>	<b>23.033</b>	<b>11.517</b>	<b>18.633</b>	<b>9.317</b>

Wed	Total Log Time	Hours /Day	Logged Lites On	Normlzd Lites On per Day	Logged Occ	Normlzd Occ per Day
Peak	47.000	24.000	24.167	12.340	19.700	10.060
Diff	0.000	0.000	0.000	0.000	0.000	0.000
Sh 1	0.000	0.000	0.000	0.000	0.000	0.000
Sh 2	0.000	0.000	0.000	0.000	0.000	0.000
<b>Total</b>	<b>47.000</b>	<b>24.000</b>	<b>24.167</b>	<b>12.340</b>	<b>19.700</b>	<b>10.060</b>


Fri	Total Log Time	Hours /Day	Logged Lites On	Normlzd Lites On per Day	Logged Occ	Normlzd Occ per Day
Peak	48.000	24.000	26.167	13.083	18.033	9.017
Diff	0.000	0.000	0.000	0.000	0.000	0.000
Sh 1	0.000	0.000	0.000	0.000	0.000	0.000
Sh 2	0.000	0.000	0.000	0.000	0.000	0.000
<b>Total</b>	<b>48.000</b>	<b>24.000</b>	<b>26.167</b>	<b>13.083</b>	<b>18.033</b>	<b>9.017</b>

	Logged Totals			Normalized Totals		
	Lites On	Occupied	Logged	Lites On	Occupied	% Savings
Peak	158.917	93.333	326.217	81.841	48.066	41.3%
Diff Peak	0.000	0.000	0.000	0.000	0.000	0.0%
Sh 1	0.000	0.000	0.000	0.000	0.000	0.0%
Sh 2	0.000	0.000	0.000	0.000	0.000	0.0%
<b>Total</b>	<b>158.917</b>	<b>93.333</b>	<b>326.217</b>	<b>81.841</b>	<b>48.066</b>	<b>41.3%</b>

### Normalized Data

	Sun		Mon		Tue		Wed		Thu		Fri		Sat	
	LO	Occ	LO	Occ	LO	Occ	LO	Occ	LO	Occ	LO	Occ	LO	Occ
Peak	10.900	0.100	11.517	9.317	11.583	8.450	12.340	10.060	16.422	11.526	13.083	9.017	6.875	0.517
Diff Peak	0.000	0.000	0.000	0.000	0.000	0.000	0.000	0.000	0.000	0.000	0.000	0.000	0.000	0.000
Sh 1	0.000	0.000	0.000	0.000	0.000	0.000	0.000	0.000	0.000	0.000	0.000	0.000	0.000	0.000
Sh 2	0.000	0.000	0.000	0.000	0.000	0.000	0.000	0.000	0.000	0.000	0.000	0.000	0.000	0.000
<b>Total</b>	<b>10.900</b>	<b>0.100</b>	<b>11.517</b>	<b>9.317</b>	<b>11.583</b>	<b>8.450</b>	<b>12.340</b>	<b>10.060</b>	<b>16.422</b>	<b>11.526</b>	<b>13.083</b>	<b>9.017</b>	<b>6.875</b>	<b>0.517</b>

	Logged Totals			Normalized by Day	Normalized Weekly Totals		
	Lites On	Occupied	Logged		Lites On	Occupied	% Savings
Peak	158.917	93.333	326.217	^^ ^^	81.841	48.066	41.3%
Diff Peak	0.000	0.000	0.000		0.000	0.000	0.0%
Sh 1	0.000	0.000	0.000		0.000	0.000	0.0%
Sh 2	0.000	0.000	0.000		0.000	0.000	0.0%
<b>Total</b>	<b>158.917</b>	<b>93.333</b>	<b>326.217</b>		<b>81.841</b>	<b>48.066</b>	<b>41.3%</b>



# Sullivan Hall Hall, 3rd Fl

Area type: Hallway. Logger: 22408. Time delay 10 minutes. Sample College, Sample State College

## Energy Analysis

### Data by Day of Week

Sun	Total Log Time	Hours /Day	Logged Lites On	Normlzd Lites On per Day	Logged Occ	Normlzd Occ per Day
Peak	48.000	24.000	0.000	0.000	0.000	0.000
Diff	0.000	0.000	0.000	0.000	0.000	0.000
Sh 1	0.000	0.000	0.000	0.000	0.000	0.000
Sh 2	0.000	0.000	0.000	0.000	0.000	0.000
<b>Total</b>	<b>48.000</b>	<b>24.000</b>	<b>0.000</b>	<b>0.000</b>	<b>0.000</b>	<b>0.000</b>

Tue	Total Log Time	Hours /Day	Logged Lites On	Normlzd Lites On per Day	Logged Occ	Normlzd Occ per Day
Peak	48.000	24.000	22.733	11.367	18.500	9.250
Diff	0.000	0.000	0.000	0.000	0.000	0.000
Sh 1	0.000	0.000	0.000	0.000	0.000	0.000
Sh 2	0.000	0.000	0.000	0.000	0.000	0.000
<b>Total</b>	<b>48.000</b>	<b>24.000</b>	<b>22.733</b>	<b>11.367</b>	<b>18.500</b>	<b>9.250</b>

Thu	Total Log Time	Hours /Day	Logged Lites On	Normlzd Lites On per Day	Logged Occ	Normlzd Occ per Day
Peak	39.200	24.000	29.367	17.980	23.467	14.367
Diff	0.000	0.000	0.000	0.000	0.000	0.000
Sh 1	0.000	0.000	0.000	0.000	0.000	0.000
Sh 2	0.000	0.000	0.000	0.000	0.000	0.000
<b>Total</b>	<b>39.200</b>	<b>24.000</b>	<b>29.367</b>	<b>17.980</b>	<b>23.467</b>	<b>14.367</b>

Sat	Total Log Time	Hours /Day	Logged Lites On	Normlzd Lites On per Day	Logged Occ	Normlzd Occ per Day
Peak	48.000	24.000	0.000	0.000	0.000	0.000
Diff	0.000	0.000	0.000	0.000	0.000	0.000
Sh 1	0.000	0.000	0.000	0.000	0.000	0.000
Sh 2	0.000	0.000	0.000	0.000	0.000	0.000
<b>Total</b>	<b>48.000</b>	<b>24.000</b>	<b>0.000</b>	<b>0.000</b>	<b>0.000</b>	<b>0.000</b>

Mon	Total Log Time	Hours /Day	Logged Lites On	Normlzd Lites On per Day	Logged Occ	Normlzd Occ per Day
Peak	48.000	24.000	23.933	11.967	15.433	7.717
Diff	0.000	0.000	0.000	0.000	0.000	0.000
Sh 1	0.000	0.000	0.000	0.000	0.000	0.000
Sh 2	0.000	0.000	0.000	0.000	0.000	0.000
<b>Total</b>	<b>48.000</b>	<b>24.000</b>	<b>23.933</b>	<b>11.967</b>	<b>15.433</b>	<b>7.717</b>

Wed	Total Log Time	Hours /Day	Logged Lites On	Normlzd Lites On per Day	Logged Occ	Normlzd Occ per Day
Peak	47.000	24.000	23.900	12.204	19.833	10.128
Diff	0.000	0.000	0.000	0.000	0.000	0.000
Sh 1	0.000	0.000	0.000	0.000	0.000	0.000
Sh 2	0.000	0.000	0.000	0.000	0.000	0.000
<b>Total</b>	<b>47.000</b>	<b>24.000</b>	<b>23.900</b>	<b>12.204</b>	<b>19.833</b>	<b>10.128</b>


Fri	Total Log Time	Hours /Day	Logged Lites On	Normlzd Lites On per Day	Logged Occ	Normlzd Occ per Day
Peak	48.000	24.000	22.700	11.350	14.900	7.450
Diff	0.000	0.000	0.000	0.000	0.000	0.000
Sh 1	0.000	0.000	0.000	0.000	0.000	0.000
Sh 2	0.000	0.000	0.000	0.000	0.000	0.000
<b>Total</b>	<b>48.000</b>	<b>24.000</b>	<b>22.700</b>	<b>11.350</b>	<b>14.900</b>	<b>7.450</b>

	Logged Totals			Normalized Totals		
	Lites On	Occupied	Logged	Lites On	Occupied	% Savings
Peak	122.633	92.133	326.200	63.159	47.451	24.9%
Diff	0.000	0.000	0.000	0.000	0.000	0.0%
Sh 1	0.000	0.000	0.000	0.000	0.000	0.0%
Sh 2	0.000	0.000	0.000	0.000	0.000	0.0%
<b>Total</b>	<b>122.633</b>	<b>92.133</b>	<b>326.200</b>	<b>63.159</b>	<b>47.451</b>	<b>24.9%</b>

### Normalized Data

	Sun		Mon		Tue		Wed		Thu		Fri		Sat	
	LO	Occ	LO	Occ	LO	Occ	LO	Occ	LO	Occ	LO	Occ	LO	Occ
Peak	0.000	0.000	11.967	7.717	11.367	9.250	12.204	10.128	17.980	14.367	11.350	7.450	0.000	0.000
Diff Peak	0.000	0.000	0.000	0.000	0.000	0.000	0.000	0.000	0.000	0.000	0.000	0.000	0.000	0.000
Sh 1	0.000	0.000	0.000	0.000	0.000	0.000	0.000	0.000	0.000	0.000	0.000	0.000	0.000	0.000
Sh 2	0.000	0.000	0.000	0.000	0.000	0.000	0.000	0.000	0.000	0.000	0.000	0.000	0.000	0.000
<b>Total</b>	<b>0.000</b>	<b>0.000</b>	<b>11.967</b>	<b>7.717</b>	<b>11.367</b>	<b>9.250</b>	<b>12.204</b>	<b>10.128</b>	<b>17.980</b>	<b>14.367</b>	<b>11.350</b>	<b>7.450</b>	<b>0.000</b>	<b>0.000</b>

	Logged Totals			Normalized by Day	Normalized Weekly Totals		
	Lites On	Occupied	Logged		Lites On	Occupied	% Savings
Peak	122.633	92.133	326.200	^^ ^^	63.159	47.451	24.9%
Diff Peak	0.000	0.000	0.000		0.000	0.000	0.0%
Sh 1	0.000	0.000	0.000		0.000	0.000	0.0%
Sh 2	0.000	0.000	0.000		0.000	0.000	0.0%
<b>Total</b>	<b>122.633</b>	<b>92.133</b>	<b>326.200</b>		<b>63.159</b>	<b>47.451</b>	<b>24.9%</b>



# Sullivan Hall Rm. 205

Area type: Private Office. Logger: 20766. Time delay 10 minutes. Sample College, Sample State College

## Energy Analysis

### Data by Day of Week

Sun	Total Log Time	Hours /Day	Logged Lites On	Normlzd Lites On per Day	Logged Occ	Normlzd Occ per Day
Peak	48.000	24.000	0.000	0.000	0.000	0.000
Off	0.000	0.000	0.000	0.000	0.000	0.000
Sh 1	0.000	0.000	0.000	0.000	0.000	0.000
Sh 2	0.000	0.000	0.000	0.000	0.000	0.000
<b>Total</b>	<b>48.000</b>	<b>24.000</b>	<b>0.000</b>	<b>0.000</b>	<b>0.000</b>	<b>0.000</b>

Tue	Total Log Time	Hours /Day	Logged Lites On	Normlzd Lites On per Day	Logged Occ	Normlzd Occ per Day
Peak	48.000	24.000	7.967	3.983	2.833	1.417
Off	0.000	0.000	0.000	0.000	0.000	0.000
Sh 1	0.000	0.000	0.000	0.000	0.000	0.000
Sh 2	0.000	0.000	0.000	0.000	0.000	0.000
<b>Total</b>	<b>48.000</b>	<b>24.000</b>	<b>7.967</b>	<b>3.983</b>	<b>2.833</b>	<b>1.417</b>

Thu	Total Log Time	Hours /Day	Logged Lites On	Normlzd Lites On per Day	Logged Occ	Normlzd Occ per Day
Peak	39.283	24.000	10.100	6.171	7.800	4.765
Off	0.000	0.000	0.000	0.000	0.000	0.000
Sh 1	0.000	0.000	0.000	0.000	0.000	0.000
Sh 2	0.000	0.000	0.000	0.000	0.000	0.000
<b>Total</b>	<b>39.283</b>	<b>24.000</b>	<b>10.100</b>	<b>6.171</b>	<b>7.800</b>	<b>4.765</b>

Sat	Total Log Time	Hours /Day	Logged Lites On	Normlzd Lites On per Day	Logged Occ	Normlzd Occ per Day
Peak	48.000	24.000	0.000	0.000	0.000	0.000
Off	0.000	0.000	0.000	0.000	0.000	0.000
Sh 1	0.000	0.000	0.000	0.000	0.000	0.000
Sh 2	0.000	0.000	0.000	0.000	0.000	0.000
<b>Total</b>	<b>48.000</b>	<b>24.000</b>	<b>0.000</b>	<b>0.000</b>	<b>0.000</b>	<b>0.000</b>

Mon	Total Log Time	Hours /Day	Logged Lites On	Normlzd Lites On per Day	Logged Occ	Normlzd Occ per Day
Peak	48.000	24.000	2.833	1.417	2.600	1.300
Off	0.000	0.000	0.000	0.000	0.000	0.000
Sh 1	0.000	0.000	0.000	0.000	0.000	0.000
Sh 2	0.000	0.000	0.000	0.000	0.000	0.000
<b>Total</b>	<b>48.000</b>	<b>24.000</b>	<b>2.833</b>	<b>1.417</b>	<b>2.600</b>	<b>1.300</b>

Wed	Total Log Time	Hours /Day	Logged Lites On	Normlzd Lites On per Day	Logged Occ	Normlzd Occ per Day
Peak	47.000	24.000	6.867	3.506	4.033	2.060
Off	0.000	0.000	0.000	0.000	0.000	0.000
Sh 1	0.000	0.000	0.000	0.000	0.000	0.000
Sh 2	0.000	0.000	0.000	0.000	0.000	0.000
<b>Total</b>	<b>47.000</b>	<b>24.000</b>	<b>6.867</b>	<b>3.506</b>	<b>4.033</b>	<b>2.060</b>


Fri	Total Log Time	Hours /Day	Logged Lites On	Normlzd Lites On per Day	Logged Occ	Normlzd Occ per Day
Peak	48.000	24.000	4.967	2.483	1.100	0.550
Off	0.000	0.000	0.000	0.000	0.000	0.000
Sh 1	0.000	0.000	0.000	0.000	0.000	0.000
Sh 2	0.000	0.000	0.000	0.000	0.000	0.000
<b>Total</b>	<b>48.000</b>	<b>24.000</b>	<b>4.967</b>	<b>2.483</b>	<b>1.100</b>	<b>0.550</b>

	Logged Totals			Normalized Totals		
	Lites On	Occupied	Logged	Lites On	Occupied	% Savings
Peak	32.733	18.367	326.283	16.854	9.457	43.9%
Off Peak	0.000	0.000	0.000	0.000	0.000	0.0%
Sh 1	0.000	0.000	0.000	0.000	0.000	0.0%
Sh 2	0.000	0.000	0.000	0.000	0.000	0.0%
<b>Total</b>	<b>32.733</b>	<b>18.367</b>	<b>326.283</b>	<b>16.854</b>	<b>9.457</b>	<b>43.9%</b>

### Normalized Data

	Sun		Mon		Tue		Wed		Thu		Fri		Sat	
	LO	Occ	LO	Occ	LO	Occ	LO	Occ	LO	Occ	LO	Occ	LO	Occ
Peak	0.000	0.000	1.417	1.300	3.983	1.417	3.506	2.060	6.171	4.765	2.483	0.550	0.000	0.000
Off Peak	0.000	0.000	0.000	0.000	0.000	0.000	0.000	0.000	0.000	0.000	0.000	0.000	0.000	0.000
Sh 1	0.000	0.000	0.000	0.000	0.000	0.000	0.000	0.000	0.000	0.000	0.000	0.000	0.000	0.000
Sh 2	0.000	0.000	0.000	0.000	0.000	0.000	0.000	0.000	0.000	0.000	0.000	0.000	0.000	0.000
<b>Total</b>	<b>0.000</b>	<b>0.000</b>	<b>1.417</b>	<b>1.300</b>	<b>3.983</b>	<b>1.417</b>	<b>3.506</b>	<b>2.060</b>	<b>6.171</b>	<b>4.765</b>	<b>2.483</b>	<b>0.550</b>	<b>0.000</b>	<b>0.000</b>

	Logged Totals			Normalized by Day	Normalized Weekly Totals		
	Lites On	Occupied	Logged		Lites On	Occupied	% Savings
Peak	32.733	18.367	326.283	^^ ^^	16.854	9.457	43.9%
Off Peak	0.000	0.000	0.000		0.000	0.000	0.0%
Sh 1	0.000	0.000	0.000		0.000	0.000	0.0%
Sh 2	0.000	0.000	0.000		0.000	0.000	0.0%
<b>Total</b>	<b>32.733</b>	<b>18.367</b>	<b>326.283</b>		<b>16.854</b>	<b>9.457</b>	<b>43.9%</b>



# Sullivan Hall Rm. 308

Area type: Classroom. Logger: 21639. Time delay 10 minutes. Sample College, Sample State College

## Energy Analysis

### Data by Day of Week

Sun	Total Log Time	Hours /Day	Logged Lites On	Normlzd Lites On per Day	Logged Occ	Normlzd Occ per Day
Peak	48.000	24.000	0.000	0.000	0.000	0.000
Off	0.000	0.000	0.000	0.000	0.000	0.000
Sh 1	0.000	0.000	0.000	0.000	0.000	0.000
Sh 2	0.000	0.000	0.000	0.000	0.000	0.000
<b>Total</b>	<b>48.000</b>	<b>24.000</b>	<b>0.000</b>	<b>0.000</b>	<b>0.000</b>	<b>0.000</b>

Tue	Total Log Time	Hours /Day	Logged Lites On	Normlzd Lites On per Day	Logged Occ	Normlzd Occ per Day
Peak	48.000	24.000	10.300	5.150	9.067	4.533
Off	0.000	0.000	0.000	0.000	0.000	0.000
Sh 1	0.000	0.000	0.000	0.000	0.000	0.000
Sh 2	0.000	0.000	0.000	0.000	0.000	0.000
<b>Total</b>	<b>48.000</b>	<b>24.000</b>	<b>10.300</b>	<b>5.150</b>	<b>9.067</b>	<b>4.533</b>

Thu	Total Log Time	Hours /Day	Logged Lites On	Normlzd Lites On per Day	Logged Occ	Normlzd Occ per Day
Peak	39.233	24.000	17.067	10.440	13.567	8.299
Off	0.000	0.000	0.000	0.000	0.000	0.000
Sh 1	0.000	0.000	0.000	0.000	0.000	0.000
Sh 2	0.000	0.000	0.000	0.000	0.000	0.000
<b>Total</b>	<b>39.233</b>	<b>24.000</b>	<b>17.067</b>	<b>10.440</b>	<b>13.567</b>	<b>8.299</b>

Sat	Total Log Time	Hours /Day	Logged Lites On	Normlzd Lites On per Day	Logged Occ	Normlzd Occ per Day
Peak	48.000	24.000	0.000	0.000	0.000	0.000
Off	0.000	0.000	0.000	0.000	0.000	0.000
Sh 1	0.000	0.000	0.000	0.000	0.000	0.000
Sh 2	0.000	0.000	0.000	0.000	0.000	0.000
<b>Total</b>	<b>48.000</b>	<b>24.000</b>	<b>0.000</b>	<b>0.000</b>	<b>0.000</b>	<b>0.000</b>

Mon	Total Log Time	Hours /Day	Logged Lites On	Normlzd Lites On per Day	Logged Occ	Normlzd Occ per Day
Peak	48.000	24.000	6.300	3.150	2.633	1.317
Off	0.000	0.000	0.000	0.000	0.000	0.000
Sh 1	0.000	0.000	0.000	0.000	0.000	0.000
Sh 2	0.000	0.000	0.000	0.000	0.000	0.000
<b>Total</b>	<b>48.000</b>	<b>24.000</b>	<b>6.300</b>	<b>3.150</b>	<b>2.633</b>	<b>1.317</b>

Wed	Total Log Time	Hours /Day	Logged Lites On	Normlzd Lites On per Day	Logged Occ	Normlzd Occ per Day
Peak	47.000	24.000	1.267	0.647	1.200	0.613
Off	0.000	0.000	0.000	0.000	0.000	0.000
Sh 1	0.000	0.000	0.000	0.000	0.000	0.000
Sh 2	0.000	0.000	0.000	0.000	0.000	0.000
<b>Total</b>	<b>47.000</b>	<b>24.000</b>	<b>1.267</b>	<b>0.647</b>	<b>1.200</b>	<b>0.613</b>

Fri	Total Log Time	Hours /Day	Logged Lites On	Normlzd Lites On per Day	Logged Occ	Normlzd Occ per Day
Peak	48.000	24.000	1.567	0.783	1.333	0.667
Off	0.000	0.000	0.000	0.000	0.000	0.000
Sh 1	0.000	0.000	0.000	0.000	0.000	0.000
Sh 2	0.000	0.000	0.000	0.000	0.000	0.000
<b>Total</b>	<b>48.000</b>	<b>24.000</b>	<b>1.567</b>	<b>0.783</b>	<b>1.333</b>	<b>0.667</b>

	Logged Totals			Normalized Totals		
	Lites On	Occupied	Logged	Lites On	Occupied	% Savings
Peak	36.500	27.800	326.233	18.796	14.316	23.8%
Off Peak	0.000	0.000	0.000	0.000	0.000	0.0%
Sh 1	0.000	0.000	0.000	0.000	0.000	0.0%
Sh 2	0.000	0.000	0.000	0.000	0.000	0.0%
<b>Total</b>	<b>36.500</b>	<b>27.800</b>	<b>326.233</b>	<b>18.796</b>	<b>14.316</b>	<b>23.8%</b>

### Normalized Data

	Sun		Mon		Tue		Wed		Thu		Fri		Sat	
	LO	Occ	LO	Occ	LO	Occ	LO	Occ	LO	Occ	LO	Occ	LO	Occ
Peak	0.000	0.000	3.150	1.317	5.150	4.533	0.647	0.613	10.440	8.299	0.783	0.667	0.000	0.000
Off Peak	0.000	0.000	0.000	0.000	0.000	0.000	0.000	0.000	0.000	0.000	0.000	0.000	0.000	0.000
Sh 1	0.000	0.000	0.000	0.000	0.000	0.000	0.000	0.000	0.000	0.000	0.000	0.000	0.000	0.000
Sh 2	0.000	0.000	0.000	0.000	0.000	0.000	0.000	0.000	0.000	0.000	0.000	0.000	0.000	0.000
<b>Total</b>	<b>0.000</b>	<b>0.000</b>	<b>3.150</b>	<b>1.317</b>	<b>5.150</b>	<b>4.533</b>	<b>0.647</b>	<b>0.613</b>	<b>10.440</b>	<b>8.299</b>	<b>0.783</b>	<b>0.667</b>	<b>0.000</b>	<b>0.000</b>

	Logged Totals			Normalized by Day	Normalized Weekly Totals		
	Lites On	Occupied	Logged		Lites On	Occupied	% Savings
Peak	36.500	27.800	326.233	^^ ^^	18.796	14.316	23.8%
Off Peak	0.000	0.000	0.000		0.000	0.000	0.0%
Sh 1	0.000	0.000	0.000		0.000	0.000	0.0%
Sh 2	0.000	0.000	0.000		0.000	0.000	0.0%
<b>Total</b>	<b>36.500</b>	<b>27.800</b>	<b>326.233</b>		<b>18.796</b>	<b>14.316</b>	<b>23.8%</b>

