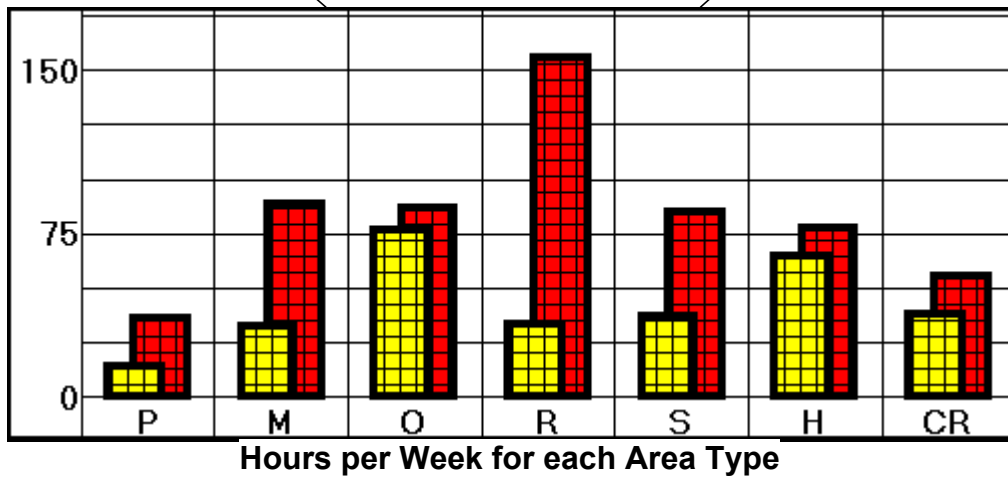


Area Type Averages

Sample School District, Sample High School

Area Type Averages				Normalized Weekly Lights On					Normalized Weekly Occupied				
Area Type	Qty	Watts	Peak	Off	Shldr 1	Shldr 2	Total	Peak	Off	Shldr 1	Shldr 2	Total	% sav
Private Office	P	1	160	36.51	0.00	0.00	36.51	14.37	0.00	0.00	0.00	14.37	60.64%
Meeting Rooms	M	2	4320	88.63	0.00	0.00	88.63	32.26	0.00	0.00	0.00	32.26	63.60%
Open Space	O	2	12803	86.97	0.00	0.00	86.97	76.40	0.00	0.00	0.00	76.40	12.15%
Restroom	R	2	246	155.73	0.00	0.00	155.73	33.56	0.00	0.00	0.00	33.56	78.45%
Storage	S	5	200	84.45	0.00	0.00	84.45	37.27	0.00	0.00	0.00	37.27	55.87%
Hallway	H	2	1075	77.81	0.00	0.00	77.81	64.65	0.00	0.00	0.00	64.65	16.91%
Classroom	CR	4	1885	55.76	0.00	0.00	55.76	38.20	0.00	0.00	0.00	38.20	31.49%
Building Average			45588	82.20			82.20	59.62			0.00	59.62	27.47%



Data Logger Detail for Sample School District, Sample High School Page 1 of 1

All Loggers Listed			Hours Installed							Lights On					Occupied				
Logger	Room Location	Ty	Total	Peak	Off	Shldr 1	Shldr 2	Installed	Removed	Peak	Off	Shldr 1	Shldr 2	Total	Peak	Off	Shldr 1	Shldr 2	Total
48939	Boy's Restroom	R	243.57	243.57	0.00	0.00	0.00	9/10/02 12:32:00 PM	9/20/02 4:05:00 PM	238.27	0.00	0.00	0.00	238.27	47.73	0.00	0.00	0.00	47.73
49694	Class #200	CR	242.70	242.70	0.00	0.00	0.00	9/10/02 12:25:00 PM	9/20/02 3:06:00 PM	93.17	0.00	0.00	0.00	93.17	55.02	0.00	0.00	0.00	55.02
48935	Class #208	CR	243.13	243.13	0.00	0.00	0.00	9/10/02 12:28:00 PM	9/20/02 3:35:00 PM	80.88	0.00	0.00	0.00	80.88	50.48	0.00	0.00	0.00	50.48
48967	Class #211	CR	242.17	242.17	0.00	0.00	0.00	9/10/02 12:29:00 PM	9/20/02 2:38:00 PM	62.00	0.00	0.00	0.00	62.00	49.82	0.00	0.00	0.00	49.82
49639	Class #521	CR	243.15	243.15	0.00	0.00	0.00	9/10/02 12:29:00 PM	9/20/02 3:37:00 PM	86.32	0.00	0.00	0.00	86.32	65.55	0.00	0.00	0.00	65.55
48978	Copy Room 1	S	242.95	242.95	0.00	0.00	0.00	9/10/02 12:18:00 PM	9/20/02 3:14:00 PM	68.92	0.00	0.00	0.00	68.92	47.28	0.00	0.00	0.00	47.28
49585	Copy Room 2	S	242.90	242.90	0.00	0.00	0.00	9/10/02 12:22:00 PM	9/20/02 3:15:00 PM	104.42	0.00	0.00	0.00	104.42	68.15	0.00	0.00	0.00	68.15
	1 Gym	O	243.58	243.58	0.00	0.00	0.00	9/10/02 12:36:00 PM	9/20/02 4:10:00 PM	117.00	0.00	0.00	0.00	117.00	107.20	0.00	0.00	0.00	107.20
49655	Hall	H	243.32	243.32	0.00	0.00	0.00	9/10/02 12:33:00 PM	9/20/02 3:51:00 PM	109.70	0.00	0.00	0.00	109.70	83.92	0.00	0.00	0.00	83.92
48927	Hallway	H	243.58	243.58	0.00	0.00	0.00	9/10/02 12:34:00 PM	9/20/02 4:08:00 PM	115.82	0.00	0.00	0.00	115.82	103.45	0.00	0.00	0.00	103.45
48942	Kitchen	O	243.68	243.68	0.00	0.00	0.00	9/10/02 12:37:00 PM	9/20/02 4:17:00 PM	135.25	0.00	0.00	0.00	135.25	114.38	0.00	0.00	0.00	114.38
48956	Library	M	243.05	243.05	0.00	0.00	0.00	9/10/02 12:23:00 PM	9/20/02 3:25:00 PM	207.62	0.00	0.00	0.00	207.62	73.55	0.00	0.00	0.00	73.55
49624	Library Storage	S	243.03	243.03	0.00	0.00	0.00	9/10/02 12:25:00 PM	9/20/02 3:26:00 PM	243.02	0.00	0.00	0.00	243.02	17.85	0.00	0.00	0.00	17.85
48962	Open Conference	M	242.93	242.93	0.00	0.00	0.00	9/10/02 12:18:00 PM	9/20/02 3:13:00 PM	48.82	0.00	0.00	0.00	48.82	19.77	0.00	0.00	0.00	19.77
48966	Receiving	S	243.75	243.75	0.00	0.00	0.00	9/10/02 12:40:00 PM	9/20/02 4:24:00 PM	136.15	0.00	0.00	0.00	136.15	113.62	0.00	0.00	0.00	113.62
48934	Restroom	R	242.98	242.98	0.00	0.00	0.00	9/10/02 12:20:00 PM	9/20/02 3:18:00 PM	212.77	0.00	0.00	0.00	212.77	49.45	0.00	0.00	0.00	49.45
49676	Room 512	P	242.08	242.08	0.00	0.00	0.00	9/10/02 12:30:00 PM	9/20/02 2:34:00 PM	52.62	0.00	0.00	0.00	52.62	20.70	0.00	0.00	0.00	20.70
48926	Storage Room	S	337.38	337.38	0.00	0.00	0.00	9/10/02 12:19:00 PM	9/24/02 1:41:00 PM	81.40	0.00	0.00	0.00	81.40	31.87	0.00	0.00	0.00	31.87

Normalized Data Logger Detail for Sample School District, Sample High School Page 1 of 1

All Loggers Listed			Load	Normalized Weekly Hours of Use					Normalized Weekly Hours of Occupancy					
Logger	Room Location	Ty	Watts	Peak	Off	Shldr 1	Shldr 2	Total	Peak	Off	Shldr 1	Shldr 2	Total	% sav
48939	Boy's Restroom	R	356	164.34	0.00	0.00	0.00	164.34	32.92	0.00	0.00	0.00	32.92	79.97%
49694	Class #200	CR	1440	64.49	0.00	0.00	0.00	64.49	38.08	0.00	0.00	0.00	38.08	40.95%
48935	Class #208	CR	1440	55.89	0.00	0.00	0.00	55.89	34.88	0.00	0.00	0.00	34.88	37.59%
48967	Class #211	CR	2260	43.01	0.00	0.00	0.00	43.01	34.56	0.00	0.00	0.00	34.56	19.65%
49639	Class #521	CR	2400	59.64	0.00	0.00	0.00	59.64	45.29	0.00	0.00	0.00	45.29	24.06%
48978	Copy Room 1	S	50	47.66	0.00	0.00	0.00	47.66	32.70	0.00	0.00	0.00	32.70	31.39%
49585	Copy Room 2	S	138	72.22	0.00	0.00	0.00	72.22	47.14	0.00	0.00	0.00	47.14	34.73%
1	Gym	O	23205	80.70	0.00	0.00	0.00	80.70	73.94	0.00	0.00	0.00	73.94	8.38%
49655	Hall	H	550	75.74	0.00	0.00	0.00	75.74	57.94	0.00	0.00	0.00	57.94	23.50%
48927	Hallway	H	1600	79.88	0.00	0.00	0.00	79.88	71.35	0.00	0.00	0.00	71.35	10.68%
48942	Kitchen	O	2400	93.24	0.00	0.00	0.00	93.24	78.86	0.00	0.00	0.00	78.86	15.42%
48956	Library	M	8000	143.51	0.00	0.00	0.00	143.51	50.84	0.00	0.00	0.00	50.84	64.57%
49624	Library Storage	S	552	167.99	0.00	0.00	0.00	167.99	12.34	0.00	0.00	0.00	12.34	92.65%
48962	Open	M	640	33.76	0.00	0.00	0.00	33.76	13.67	0.00	0.00	0.00	13.67	59.51%
48966	Receiving	S	100	93.84	0.00	0.00	0.00	93.84	78.31	0.00	0.00	0.00	78.31	16.55%
48934	Restroom	R	136	147.11	0.00	0.00	0.00	147.11	34.19	0.00	0.00	0.00	34.19	76.76%
49676	Room 512	P	160	36.51	0.00	0.00	0.00	36.51	14.37	0.00	0.00	0.00	14.37	60.64%
48926	Storage Room	S	160	40.53	0.00	0.00	0.00	40.53	15.87	0.00	0.00	0.00	15.87	60.84%

Building Summary Totals for Sample School District, Sample High School Page 1 of 1

Building Summary Totals				Lights On KWHR					Occupied KWHR				
Area Type		Qty	Watts	Peak	Off	Shldr 1	Shldr 2	Total	Peak	Off	Shldr 1	Shldr 2	Total
Private Office	P	1	160	6	0	0	0	6	2	0	0	0	2
Meeting Rooms	M	2	8640	766	0	0	0	766	279	0	0	0	279
Open Space	O	2	25606	2227	0	0	0	2227	1956	0	0	0	1956
Restroom	R	2	492	77	0	0	0	77	17	0	0	0	17
Storage	S	5	1000	84	0	0	0	84	37	0	0	0	37
Hallway	H	2	2150	167	0	0	0	167	139	0	0	0	139
Classroom	CR	4	7540	420	0	0	0	420	288	0	0	0	288
Building Totals			45588	3747			0	3747	2718			0	2718

Boy's Restroom

Area type: Restroom. Logger: 48939. Time delay 10 minutes. Sample School District, Sample High School

Energy Analysis

Data by Day of Week

Sun	Total Log Time	Hours /Day	Logged Lites On	Normlzd Lites On per Day	Logged Occ	Normlzd Occ per Day
Peak	24.000	24.000	24.000	24.000	0.000	0.000
Off	0.000	0.000	0.000	0.000	0.000	0.000
Sh 1	0.000	0.000	0.000	0.000	0.000	0.000
Sh 2	0.000	0.000	0.000	0.000	0.000	0.000
Total	24.000	24.000	24.000	24.000	0.000	0.000

Tue	Total Log Time	Hours /Day	Logged Lites On	Normlzd Lites On per Day	Logged Occ	Normlzd Occ per Day
Peak	35.483	24.000	35.483	24.000	9.033	6.110
Off	0.000	0.000	0.000	0.000	0.000	0.000
Sh 1	0.000	0.000	0.000	0.000	0.000	0.000
Sh 2	0.000	0.000	0.000	0.000	0.000	0.000
Total	35.483	24.000	35.483	24.000	9.033	6.110

Thu	Total Log Time	Hours /Day	Logged Lites On	Normlzd Lites On per Day	Logged Occ	Normlzd Occ per Day
Peak	48.000	24.000	42.717	21.358	7.333	3.667
Off	0.000	0.000	0.000	0.000	0.000	0.000
Sh 1	0.000	0.000	0.000	0.000	0.000	0.000
Sh 2	0.000	0.000	0.000	0.000	0.000	0.000
Total	48.000	24.000	42.717	21.358	7.333	3.667


Sat	Total Log Time	Hours /Day	Logged Lites On	Normlzd Lites On per Day	Logged Occ	Normlzd Occ per Day
Peak	24.000	24.000	24.000	24.000	0.000	0.000
Off	0.000	0.000	0.000	0.000	0.000	0.000
Sh 1	0.000	0.000	0.000	0.000	0.000	0.000
Sh 2	0.000	0.000	0.000	0.000	0.000	0.000
Total	24.000	24.000	24.000	24.000	0.000	0.000

Mon	Total Log Time	Hours /Day	Logged Lites On	Normlzd Lites On per Day	Logged Occ	Normlzd Occ per Day
Peak	24.000	24.000	24.000	24.000	7.350	7.350
Off	0.000	0.000	0.000	0.000	0.000	0.000
Sh 1	0.000	0.000	0.000	0.000	0.000	0.000
Sh 2	0.000	0.000	0.000	0.000	0.000	0.000
Total	24.000	24.000	24.000	24.000	7.350	7.350

Wed	Total Log Time	Hours /Day	Logged Lites On	Normlzd Lites On per Day	Logged Occ	Normlzd Occ per Day
Peak	48.000	24.000	48.000	24.000	10.950	5.475
Off	0.000	0.000	0.000	0.000	0.000	0.000
Sh 1	0.000	0.000	0.000	0.000	0.000	0.000
Sh 2	0.000	0.000	0.000	0.000	0.000	0.000
Total	48.000	24.000	48.000	24.000	10.950	5.475

Fri	Total Log Time	Hours /Day	Logged Lites On	Normlzd Lites On per Day	Logged Occ	Normlzd Occ per Day
Peak	40.083	24.000	40.067	23.990	13.067	7.824
Off	0.000	0.000	0.000	0.000	0.000	0.000
Sh 1	0.000	0.000	0.000	0.000	0.000	0.000
Sh 2	0.000	0.000	0.000	0.000	0.000	0.000
Total	40.083	24.000	40.067	23.990	13.067	7.824

	Logged Totals			Normalized Totals			% Savings
	Lites On	Occupied	Logged	Lites On	Occupied		
Peak	238.267	47.733	243.567	164.344	32.924	80.0%	
Off	0.000	0.000	0.000	0.000	0.000	0.0%	
Sh 1	0.000	0.000	0.000	0.000	0.000	0.0%	
Sh 2	0.000	0.000	0.000	0.000	0.000	0.0%	
Total	238.267	47.733	243.567	164.344	32.924	80.0%	



Normalized Data

	Sun		Mon		Tue		Wed		Thu		Fri		Sat	
	LO	Occ	LO	Occ	LO	Occ	LO	Occ	LO	Occ	LO	Occ	LO	Occ
Peak	24.000	0.000	24.000	7.350	24.000	6.110	24.000	5.475	21.358	3.667	23.990	7.824	24.000	0.000
Off Peak	0.000	0.000	0.000	0.000	0.000	0.000	0.000	0.000	0.000	0.000	0.000	0.000	0.000	0.000
Sh 1	0.000	0.000	0.000	0.000	0.000	0.000	0.000	0.000	0.000	0.000	0.000	0.000	0.000	0.000
Sh 2	0.000	0.000	0.000	0.000	0.000	0.000	0.000	0.000	0.000	0.000	0.000	0.000	0.000	0.000
Total	24.000	0.000	24.000	7.350	24.000	6.110	24.000	5.475	21.358	3.667	23.990	7.824	24.000	0.000

	Logged Totals			Normalized by Day	Normalized Weekly Totals		
	Lites On	Occupied	Logged		Lites On	Occupied	% Savings
Peak	238.267	47.733	243.567	^^ ^^	164.344	32.924	80.0%
Off Peak	0.000	0.000	0.000		0.000	0.000	0.0%
Sh 1	0.000	0.000	0.000		0.000	0.000	0.0%
Sh 2	0.000	0.000	0.000		0.000	0.000	0.0%
Total	238.267	47.733	243.567		164.344	32.924	80.0%

Class #200

Area type: Classroom. Logger: 49694. Time delay 10 minutes. Sample School District, Sample High School

Energy Analysis

Data by Day of Week

Sun	Total Log Time	Hours /Day	Logged Lites On	Normlzd Lites On per Day	Logged Occ	Normlzd Occ per Day
Peak	24.000	24.000	9.033	9.033	7.683	7.683
Off	0.000	0.000	0.000	0.000	0.000	0.000
Sh 1	0.000	0.000	0.000	0.000	0.000	0.000
Sh 2	0.000	0.000	0.000	0.000	0.000	0.000
Total	24.000	24.000	9.033	9.033	7.683	7.683

Tue	Total Log Time	Hours /Day	Logged Lites On	Normlzd Lites On per Day	Logged Occ	Normlzd Occ per Day
Peak	35.600	24.000	15.667	10.562	9.067	6.112
Off	0.000	0.000	0.000	0.000	0.000	0.000
Sh 1	0.000	0.000	0.000	0.000	0.000	0.000
Sh 2	0.000	0.000	0.000	0.000	0.000	0.000
Total	35.600	24.000	15.667	10.562	9.067	6.112

Thu	Total Log Time	Hours /Day	Logged Lites On	Normlzd Lites On per Day	Logged Occ	Normlzd Occ per Day
Peak	48.000	24.000	22.017	11.008	7.417	3.708
Off	0.000	0.000	0.000	0.000	0.000	0.000
Sh 1	0.000	0.000	0.000	0.000	0.000	0.000
Sh 2	0.000	0.000	0.000	0.000	0.000	0.000
Total	48.000	24.000	22.017	11.008	7.417	3.708


Sat	Total Log Time	Hours /Day	Logged Lites On	Normlzd Lites On per Day	Logged Occ	Normlzd Occ per Day
Peak	24.000	24.000	0.000	0.000	0.000	0.000
Off	0.000	0.000	0.000	0.000	0.000	0.000
Sh 1	0.000	0.000	0.000	0.000	0.000	0.000
Sh 2	0.000	0.000	0.000	0.000	0.000	0.000
Total	24.000	24.000	0.000	0.000	0.000	0.000

Mon	Total Log Time	Hours /Day	Logged Lites On	Normlzd Lites On per Day	Logged Occ	Normlzd Occ per Day
Peak	24.000	24.000	10.333	10.333	6.933	6.933
Off	0.000	0.000	0.000	0.000	0.000	0.000
Sh 1	0.000	0.000	0.000	0.000	0.000	0.000
Sh 2	0.000	0.000	0.000	0.000	0.000	0.000
Total	24.000	24.000	10.333	10.333	6.933	6.933

Wed	Total Log Time	Hours /Day	Logged Lites On	Normlzd Lites On per Day	Logged Occ	Normlzd Occ per Day
Peak	48.000	24.000	15.100	7.550	12.217	6.108
Off	0.000	0.000	0.000	0.000	0.000	0.000
Sh 1	0.000	0.000	0.000	0.000	0.000	0.000
Sh 2	0.000	0.000	0.000	0.000	0.000	0.000
Total	48.000	24.000	15.100	7.550	12.217	6.108

Fri	Total Log Time	Hours /Day	Logged Lites On	Normlzd Lites On per Day	Logged Occ	Normlzd Occ per Day
Peak	39.100	24.000	21.017	12.900	11.700	7.182
Off	0.000	0.000	0.000	0.000	0.000	0.000
Sh 1	0.000	0.000	0.000	0.000	0.000	0.000
Sh 2	0.000	0.000	0.000	0.000	0.000	0.000
Total	39.100	24.000	21.017	12.900	11.700	7.182

	Logged Totals			Normalized Totals			% Savings
	Lites On	Occupied	Logged	Lites On	Occupied		
Peak	93.167	55.017	242.700	64.491	38.083		40.9%
Off	0.000	0.000	0.000	0.000	0.000		0.0%
Sh 1	0.000	0.000	0.000	0.000	0.000		0.0%
Sh 2	0.000	0.000	0.000	0.000	0.000		0.0%
Total	93.167	55.017	242.700	64.491	38.083		40.9%



Normalized Data

	Sun		Mon		Tue		Wed		Thu		Fri		Sat	
	LO	Occ	LO	Occ	LO	Occ	LO	Occ	LO	Occ	LO	Occ	LO	Occ
Peak	9.033	7.683	10.333	6.933	10.562	6.112	7.550	6.108	11.008	3.708	12.900	7.182	0.000	0.000
Off Peak	0.000	0.000	0.000	0.000	0.000	0.000	0.000	0.000	0.000	0.000	0.000	0.000	0.000	0.000
Sh 1	0.000	0.000	0.000	0.000	0.000	0.000	0.000	0.000	0.000	0.000	0.000	0.000	0.000	0.000
Sh 2	0.000	0.000	0.000	0.000	0.000	0.000	0.000	0.000	0.000	0.000	0.000	0.000	0.000	0.000
Total	9.033	7.683	10.333	6.933	10.562	6.112	7.550	6.108	11.008	3.708	12.900	7.182	0.000	0.000

	Logged Totals			Normalized by Day	Normalized Weekly Totals		
	Lites On	Occupied	Logged		Lites On	Occupied	% Savings
Peak	93.167	55.017	242.700	^^ ^^	64.491	38.083	40.9%
Off Peak	0.000	0.000	0.000		0.000	0.000	0.0%
Sh 1	0.000	0.000	0.000		0.000	0.000	0.0%
Sh 2	0.000	0.000	0.000		0.000	0.000	0.0%
Total	93.167	55.017	242.700		64.491	38.083	40.9%

Class #208

Area type: Classroom. Logger: 48935. Time delay 10 minutes. Sample School District, Sample High School

Energy Analysis

Data by Day of Week

Sun	Total Log Time	Hours /Day	Logged Lites On	Normlzd Lites On per Day	Logged Occ	Normlzd Occ per Day
Peak	24.000	24.000	3.833	3.833	1.167	1.167
Off	0.000	0.000	0.000	0.000	0.000	0.000
Sh 1	0.000	0.000	0.000	0.000	0.000	0.000
Sh 2	0.000	0.000	0.000	0.000	0.000	0.000
Total	24.000	24.000	3.833	3.833	1.167	1.167

Tue	Total Log Time	Hours /Day	Logged Lites On	Normlzd Lites On per Day	Logged Occ	Normlzd Occ per Day
Peak	35.550	24.000	13.950	9.418	9.917	6.695
Off	0.000	0.000	0.000	0.000	0.000	0.000
Sh 1	0.000	0.000	0.000	0.000	0.000	0.000
Sh 2	0.000	0.000	0.000	0.000	0.000	0.000
Total	35.550	24.000	13.950	9.418	9.917	6.695

Thu	Total Log Time	Hours /Day	Logged Lites On	Normlzd Lites On per Day	Logged Occ	Normlzd Occ per Day
Peak	48.000	24.000	17.233	8.617	7.883	3.942
Off	0.000	0.000	0.000	0.000	0.000	0.000
Sh 1	0.000	0.000	0.000	0.000	0.000	0.000
Sh 2	0.000	0.000	0.000	0.000	0.000	0.000
Total	48.000	24.000	17.233	8.617	7.883	3.942


Sat	Total Log Time	Hours /Day	Logged Lites On	Normlzd Lites On per Day	Logged Occ	Normlzd Occ per Day
Peak	24.000	24.000	0.000	0.000	0.000	0.000
Off	0.000	0.000	0.000	0.000	0.000	0.000
Sh 1	0.000	0.000	0.000	0.000	0.000	0.000
Sh 2	0.000	0.000	0.000	0.000	0.000	0.000
Total	24.000	24.000	0.000	0.000	0.000	0.000

Mon	Total Log Time	Hours /Day	Logged Lites On	Normlzd Lites On per Day	Logged Occ	Normlzd Occ per Day
Peak	24.000	24.000	8.483	8.483	6.933	6.933
Off	0.000	0.000	0.000	0.000	0.000	0.000
Sh 1	0.000	0.000	0.000	0.000	0.000	0.000
Sh 2	0.000	0.000	0.000	0.000	0.000	0.000
Total	24.000	24.000	8.483	8.483	6.933	6.933

Wed	Total Log Time	Hours /Day	Logged Lites On	Normlzd Lites On per Day	Logged Occ	Normlzd Occ per Day
Peak	48.000	24.000	19.450	9.725	11.833	5.917
Off	0.000	0.000	0.000	0.000	0.000	0.000
Sh 1	0.000	0.000	0.000	0.000	0.000	0.000
Sh 2	0.000	0.000	0.000	0.000	0.000	0.000
Total	48.000	24.000	19.450	9.725	11.833	5.917

Fri	Total Log Time	Hours /Day	Logged Lites On	Normlzd Lites On per Day	Logged Occ	Normlzd Occ per Day
Peak	39.583	24.000	17.933	10.873	12.750	7.731
Off	0.000	0.000	0.000	0.000	0.000	0.000
Sh 1	0.000	0.000	0.000	0.000	0.000	0.000
Sh 2	0.000	0.000	0.000	0.000	0.000	0.000
Total	39.583	24.000	17.933	10.873	12.750	7.731

	Logged Totals			Normalized Totals		
	Lites On	Occupied	Logged	Lites On	Occupied	% Savings
Peak	80.883	50.483	243.133	55.889	34.883	37.6%
Off	0.000	0.000	0.000	0.000	0.000	0.0%
Sh 1	0.000	0.000	0.000	0.000	0.000	0.0%
Sh 2	0.000	0.000	0.000	0.000	0.000	0.0%
Total	80.883	50.483	243.133	55.889	34.883	37.6%



Normalized Data

	Sun		Mon		Tue		Wed		Thu		Fri		Sat	
	LO	Occ	LO	Occ	LO	Occ	LO	Occ	LO	Occ	LO	Occ	LO	Occ
Peak	3.833	1.167	8.483	6.933	9.418	6.695	9.725	5.917	8.617	3.942	10.873	7.731	0.000	0.000
Off Peak	0.000	0.000	0.000	0.000	0.000	0.000	0.000	0.000	0.000	0.000	0.000	0.000	0.000	0.000
Sh 1	0.000	0.000	0.000	0.000	0.000	0.000	0.000	0.000	0.000	0.000	0.000	0.000	0.000	0.000
Sh 2	0.000	0.000	0.000	0.000	0.000	0.000	0.000	0.000	0.000	0.000	0.000	0.000	0.000	0.000
Total	3.833	1.167	8.483	6.933	9.418	6.695	9.725	5.917	8.617	3.942	10.873	7.731	0.000	0.000

	Logged Totals			Normalized by Day	Normalized Weekly Totals		
	Lites On	Occupied	Logged		Lites On	Occupied	% Savings
Peak	80.883	50.483	243.133	^^ ^^	55.889	34.883	37.6%
Off Peak	0.000	0.000	0.000		0.000	0.000	0.0%
Sh 1	0.000	0.000	0.000		0.000	0.000	0.0%
Sh 2	0.000	0.000	0.000		0.000	0.000	0.0%
Total	80.883	50.483	243.133		55.889	34.883	37.6%

Class #211

Area type: Classroom. Logger: 48967. Time delay 10 minutes. Sample School District, Sample High School

Energy Analysis Data by Day of Week

Sun	Total Log Time	Hours /Day	Logged Lites On	Normlzd Lites On per Day	Logged Occ	Normlzd Occ per Day
Peak	24.000	24.000	0.000	0.000	0.000	0.000
Off	0.000	0.000	0.000	0.000	0.000	0.000
Sh 1	0.000	0.000	0.000	0.000	0.000	0.000
Sh 2	0.000	0.000	0.000	0.000	0.000	0.000
Total	24.000	24.000	0.000	0.000	0.000	0.000

Tue	Total Log Time	Hours /Day	Logged Lites On	Normlzd Lites On per Day	Logged Occ	Normlzd Occ per Day
Peak	35.533	24.000	13.500	9.118	10.133	6.844
Off	0.000	0.000	0.000	0.000	0.000	0.000
Sh 1	0.000	0.000	0.000	0.000	0.000	0.000
Sh 2	0.000	0.000	0.000	0.000	0.000	0.000
Total	35.533	24.000	13.500	9.118	10.133	6.844

Thu	Total Log Time	Hours /Day	Logged Lites On	Normlzd Lites On per Day	Logged Occ	Normlzd Occ per Day
Peak	48.000	24.000	7.867	3.933	5.617	2.808
Off	0.000	0.000	0.000	0.000	0.000	0.000
Sh 1	0.000	0.000	0.000	0.000	0.000	0.000
Sh 2	0.000	0.000	0.000	0.000	0.000	0.000
Total	48.000	24.000	7.867	3.933	5.617	2.808


Sat	Total Log Time	Hours /Day	Logged Lites On	Normlzd Lites On per Day	Logged Occ	Normlzd Occ per Day
Peak	24.000	24.000	0.000	0.000	0.000	0.000
Off	0.000	0.000	0.000	0.000	0.000	0.000
Sh 1	0.000	0.000	0.000	0.000	0.000	0.000
Sh 2	0.000	0.000	0.000	0.000	0.000	0.000
Total	24.000	24.000	0.000	0.000	0.000	0.000

Mon	Total Log Time	Hours /Day	Logged Lites On	Normlzd Lites On per Day	Logged Occ	Normlzd Occ per Day
Peak	24.000	24.000	8.950	8.950	8.867	8.867
Off	0.000	0.000	0.000	0.000	0.000	0.000
Sh 1	0.000	0.000	0.000	0.000	0.000	0.000
Sh 2	0.000	0.000	0.000	0.000	0.000	0.000
Total	24.000	24.000	8.950	8.950	8.867	8.867

Wed	Total Log Time	Hours /Day	Logged Lites On	Normlzd Lites On per Day	Logged Occ	Normlzd Occ per Day
Peak	48.000	24.000	14.833	7.417	12.567	6.283
Off	0.000	0.000	0.000	0.000	0.000	0.000
Sh 1	0.000	0.000	0.000	0.000	0.000	0.000
Sh 2	0.000	0.000	0.000	0.000	0.000	0.000
Total	48.000	24.000	14.833	7.417	12.567	6.283

Fri	Total Log Time	Hours /Day	Logged Lites On	Normlzd Lites On per Day	Logged Occ	Normlzd Occ per Day
Peak	38.633	24.000	16.850	10.468	12.633	7.848
Off	0.000	0.000	0.000	0.000	0.000	0.000
Sh 1	0.000	0.000	0.000	0.000	0.000	0.000
Sh 2	0.000	0.000	0.000	0.000	0.000	0.000
Total	38.633	24.000	16.850	10.468	12.633	7.848

	Logged Totals			Normalized Totals		
	Lites On	Occupied	Logged	Lites On	Occupied	% Savings
Peak	62.000	49.817	242.167	43.012	34.560	19.7%
Off Peak	0.000	0.000	0.000	0.000	0.000	0.0%
Sh 1	0.000	0.000	0.000	0.000	0.000	0.0%
Sh 2	0.000	0.000	0.000	0.000	0.000	0.0%
Total	62.000	49.817	242.167	43.012	34.560	19.7%



Normalized Data

	Sun		Mon		Tue		Wed		Thu		Fri		Sat	
	LO	Occ	LO	Occ	LO	Occ	LO	Occ	LO	Occ	LO	Occ	LO	Occ
Peak	0.000	0.000	8.950	8.867	9.118	6.844	7.417	6.283	3.933	2.808	10.468	7.848	0.000	0.000
Off Peak	0.000	0.000	0.000	0.000	0.000	0.000	0.000	0.000	0.000	0.000	0.000	0.000	0.000	0.000
Sh 1	0.000	0.000	0.000	0.000	0.000	0.000	0.000	0.000	0.000	0.000	0.000	0.000	0.000	0.000
Sh 2	0.000	0.000	0.000	0.000	0.000	0.000	0.000	0.000	0.000	0.000	0.000	0.000	0.000	0.000
Total	0.000	0.000	8.950	8.867	9.118	6.844	7.417	6.283	3.933	2.808	10.468	7.848	0.000	0.000

	Logged Totals			Normalized by Day	Normalized Weekly Totals		
	Lites On	Occupied	Logged		Lites On	Occupied	% Savings
Peak	62.000	49.817	242.167	^^ ^^	43.012	34.560	19.7%
Off Peak	0.000	0.000	0.000		0.000	0.000	0.0%
Sh 1	0.000	0.000	0.000		0.000	0.000	0.0%
Sh 2	0.000	0.000	0.000		0.000	0.000	0.0%
Total	62.000	49.817	242.167		43.012	34.560	19.7%

Class #521

Area type: Classroom. Logger: 49639. Time delay 10 minutes. Sample School District, Sample High School

Energy Analysis Data by Day of Week

Sun	Total Log Time	Hours /Day	Logged Lites On	Normlzd Lites On per Day	Logged Occ	Normlzd Occ per Day
Peak	24.000	24.000	1.083	1.083	1.083	1.083
Off	0.000	0.000	0.000	0.000	0.000	0.000
Sh 1	0.000	0.000	0.000	0.000	0.000	0.000
Sh 2	0.000	0.000	0.000	0.000	0.000	0.000
Total	24.000	24.000	1.083	1.083	1.083	1.083

Tue	Total Log Time	Hours /Day	Logged Lites On	Normlzd Lites On per Day	Logged Occ	Normlzd Occ per Day
Peak	35.533	24.000	21.500	14.522	15.067	10.176
Off	0.000	0.000	0.000	0.000	0.000	0.000
Sh 1	0.000	0.000	0.000	0.000	0.000	0.000
Sh 2	0.000	0.000	0.000	0.000	0.000	0.000
Total	35.533	24.000	21.500	14.522	15.067	10.176

Thu	Total Log Time	Hours /Day	Logged Lites On	Normlzd Lites On per Day	Logged Occ	Normlzd Occ per Day
Peak	48.000	24.000	10.700	5.350	7.617	3.808
Off	0.000	0.000	0.000	0.000	0.000	0.000
Sh 1	0.000	0.000	0.000	0.000	0.000	0.000
Sh 2	0.000	0.000	0.000	0.000	0.000	0.000
Total	48.000	24.000	10.700	5.350	7.617	3.808


Sat	Total Log Time	Hours /Day	Logged Lites On	Normlzd Lites On per Day	Logged Occ	Normlzd Occ per Day
Peak	24.000	24.000	0.067	0.067	0.067	0.067
Off	0.000	0.000	0.000	0.000	0.000	0.000
Sh 1	0.000	0.000	0.000	0.000	0.000	0.000
Sh 2	0.000	0.000	0.000	0.000	0.000	0.000
Total	24.000	24.000	0.067	0.067	0.067	0.067

Mon	Total Log Time	Hours /Day	Logged Lites On	Normlzd Lites On per Day	Logged Occ	Normlzd Occ per Day
Peak	24.000	24.000	10.600	10.600	8.800	8.800
Off	0.000	0.000	0.000	0.000	0.000	0.000
Sh 1	0.000	0.000	0.000	0.000	0.000	0.000
Sh 2	0.000	0.000	0.000	0.000	0.000	0.000
Total	24.000	24.000	10.600	10.600	8.800	8.800

Wed	Total Log Time	Hours /Day	Logged Lites On	Normlzd Lites On per Day	Logged Occ	Normlzd Occ per Day
Peak	48.000	24.000	23.483	11.742	16.183	8.092
Off	0.000	0.000	0.000	0.000	0.000	0.000
Sh 1	0.000	0.000	0.000	0.000	0.000	0.000
Sh 2	0.000	0.000	0.000	0.000	0.000	0.000
Total	48.000	24.000	23.483	11.742	16.183	8.092

Fri	Total Log Time	Hours /Day	Logged Lites On	Normlzd Lites On per Day	Logged Occ	Normlzd Occ per Day
Peak	39.617	24.000	18.883	11.440	16.733	10.137
Off	0.000	0.000	0.000	0.000	0.000	0.000
Sh 1	0.000	0.000	0.000	0.000	0.000	0.000
Sh 2	0.000	0.000	0.000	0.000	0.000	0.000
Total	39.617	24.000	18.883	11.440	16.733	10.137

	Logged Totals			Normalized Totals		
	Lites On	Occupied	Logged	Lites On	Occupied	% Savings
Peak	86.317	65.550	243.150	59.639	45.291	24.1%
Off	0.000	0.000	0.000	0.000	0.000	0.0%
Sh 1	0.000	0.000	0.000	0.000	0.000	0.0%
Sh 2	0.000	0.000	0.000	0.000	0.000	0.0%
Total	86.317	65.550	243.150	59.639	45.291	24.1%



Normalized Data

	Sun		Mon		Tue		Wed		Thu		Fri		Sat	
	LO	Occ	LO	Occ	LO	Occ	LO	Occ	LO	Occ	LO	Occ	LO	Occ
Peak	1.083	1.083	10.600	8.800	14.522	10.176	11.742	8.092	5.350	3.808	11.440	10.137	0.067	0.067
Off Peak	0.000	0.000	0.000	0.000	0.000	0.000	0.000	0.000	0.000	0.000	0.000	0.000	0.000	0.000
Sh 1	0.000	0.000	0.000	0.000	0.000	0.000	0.000	0.000	0.000	0.000	0.000	0.000	0.000	0.000
Sh 2	0.000	0.000	0.000	0.000	0.000	0.000	0.000	0.000	0.000	0.000	0.000	0.000	0.000	0.000
Total	1.083	1.083	10.600	8.800	14.522	10.176	11.742	8.092	5.350	3.808	11.440	10.137	0.067	0.067

	Logged Totals			Normalized by Day	Normalized Weekly Totals		
	Lites On	Occupied	Logged		Lites On	Occupied	% Savings
Peak	86.317	65.550	243.150	^^ ^^	59.639	45.291	24.1%
Off Peak	0.000	0.000	0.000		0.000	0.000	0.0%
Sh 1	0.000	0.000	0.000		0.000	0.000	0.0%
Sh 2	0.000	0.000	0.000		0.000	0.000	0.0%
Total	86.317	65.550	243.150		59.639	45.291	24.1%

Copy Room 1

Area type: Storage. Logger: 48978. Time delay 10 minutes. Sample School District, Sample High School

Energy Analysis Data by Day of Week

Sun	Total Log Time	Hours /Day	Logged Lites On	Normlzd Lites On per Day	Logged Occ	Normlzd Occ per Day
Peak	24.000	24.000	0.450	0.450	0.000	0.000
Off	0.000	0.000	0.000	0.000	0.000	0.000
Sh 1	0.000	0.000	0.000	0.000	0.000	0.000
Sh 2	0.000	0.000	0.000	0.000	0.000	0.000
Total	24.000	24.000	0.450	0.450	0.000	0.000

Tue	Total Log Time	Hours /Day	Logged Lites On	Normlzd Lites On per Day	Logged Occ	Normlzd Occ per Day
Peak	35.717	24.000	14.133	9.497	9.167	6.160
Off	0.000	0.000	0.000	0.000	0.000	0.000
Sh 1	0.000	0.000	0.000	0.000	0.000	0.000
Sh 2	0.000	0.000	0.000	0.000	0.000	0.000
Total	35.717	24.000	14.133	9.497	9.167	6.160

Thu	Total Log Time	Hours /Day	Logged Lites On	Normlzd Lites On per Day	Logged Occ	Normlzd Occ per Day
Peak	48.000	24.000	9.783	4.892	5.267	2.633
Off	0.000	0.000	0.000	0.000	0.000	0.000
Sh 1	0.000	0.000	0.000	0.000	0.000	0.000
Sh 2	0.000	0.000	0.000	0.000	0.000	0.000
Total	48.000	24.000	9.783	4.892	5.267	2.633


Sat	Total Log Time	Hours /Day	Logged Lites On	Normlzd Lites On per Day	Logged Occ	Normlzd Occ per Day
Peak	24.000	24.000	0.000	0.000	0.000	0.000
Off	0.000	0.000	0.000	0.000	0.000	0.000
Sh 1	0.000	0.000	0.000	0.000	0.000	0.000
Sh 2	0.000	0.000	0.000	0.000	0.000	0.000
Total	24.000	24.000	0.000	0.000	0.000	0.000

Mon	Total Log Time	Hours /Day	Logged Lites On	Normlzd Lites On per Day	Logged Occ	Normlzd Occ per Day
Peak	24.000	24.000	9.367	9.367	6.783	6.783
Off	0.000	0.000	0.000	0.000	0.000	0.000
Sh 1	0.000	0.000	0.000	0.000	0.000	0.000
Sh 2	0.000	0.000	0.000	0.000	0.000	0.000
Total	24.000	24.000	9.367	9.367	6.783	6.783

Wed	Total Log Time	Hours /Day	Logged Lites On	Normlzd Lites On per Day	Logged Occ	Normlzd Occ per Day
Peak	48.000	24.000	18.367	9.183	11.900	5.950
Off	0.000	0.000	0.000	0.000	0.000	0.000
Sh 1	0.000	0.000	0.000	0.000	0.000	0.000
Sh 2	0.000	0.000	0.000	0.000	0.000	0.000
Total	48.000	24.000	18.367	9.183	11.900	5.950

Fri	Total Log Time	Hours /Day	Logged Lites On	Normlzd Lites On per Day	Logged Occ	Normlzd Occ per Day
Peak	39.233	24.000	16.817	10.287	14.167	8.666
Off	0.000	0.000	0.000	0.000	0.000	0.000
Sh 1	0.000	0.000	0.000	0.000	0.000	0.000
Sh 2	0.000	0.000	0.000	0.000	0.000	0.000
Total	39.233	24.000	16.817	10.287	14.167	8.666

	Logged Totals			Normalized Totals		
	Lites On	Occupied	Logged	Lites On	Occupied	% Savings
Peak	68.917	47.283	242.950	47.656	32.696	31.4%
Off	0.000	0.000	0.000	0.000	0.000	0.0%
Sh 1	0.000	0.000	0.000	0.000	0.000	0.0%
Sh 2	0.000	0.000	0.000	0.000	0.000	0.0%
Total	68.917	47.283	242.950	47.656	32.696	31.4%



Normalized Data

	Sun		Mon		Tue		Wed		Thu		Fri		Sat	
	LO	Occ	LO	Occ	LO	Occ	LO	Occ	LO	Occ	LO	Occ	LO	Occ
Peak	0.450	0.000	9.367	6.783	9.497	6.160	9.183	5.950	4.892	2.633	10.287	8.666	0.000	0.000
Off Peak	0.000	0.000	0.000	0.000	0.000	0.000	0.000	0.000	0.000	0.000	0.000	0.000	0.000	0.000
Sh 1	0.000	0.000	0.000	0.000	0.000	0.000	0.000	0.000	0.000	0.000	0.000	0.000	0.000	0.000
Sh 2	0.000	0.000	0.000	0.000	0.000	0.000	0.000	0.000	0.000	0.000	0.000	0.000	0.000	0.000
Total	0.450	0.000	9.367	6.783	9.497	6.160	9.183	5.950	4.892	2.633	10.287	8.666	0.000	0.000

	Logged Totals			Normalized by Day	Normalized Weekly Totals		
	Lites On	Occupied	Logged		Lites On	Occupied	% Savings
Peak	68.917	47.283	242.950	^^ ^^	47.656	32.696	31.4%
Off Peak	0.000	0.000	0.000		0.000	0.000	0.0%
Sh 1	0.000	0.000	0.000		0.000	0.000	0.0%
Sh 2	0.000	0.000	0.000		0.000	0.000	0.0%
Total	68.917	47.283	242.950		47.656	32.696	31.4%

Copy Room 2

Area type: Storage. Logger: 49585. Time delay 10 minutes. Sample School District, Sample High School

Energy Analysis Data by Day of Week

Sun	Total Log Time	Hours /Day	Logged Lites On	Normlzd Lites On per Day	Logged Occ	Normlzd Occ per Day
Peak	24.000	24.000	0.000	0.000	0.000	0.000
Off	0.000	0.000	0.000	0.000	0.000	0.000
Sh 1	0.000	0.000	0.000	0.000	0.000	0.000
Sh 2	0.000	0.000	0.000	0.000	0.000	0.000
Total	24.000	24.000	0.000	0.000	0.000	0.000

Tue	Total Log Time	Hours /Day	Logged Lites On	Normlzd Lites On per Day	Logged Occ	Normlzd Occ per Day
Peak	35.650	24.000	19.533	13.150	13.783	9.279
Off	0.000	0.000	0.000	0.000	0.000	0.000
Sh 1	0.000	0.000	0.000	0.000	0.000	0.000
Sh 2	0.000	0.000	0.000	0.000	0.000	0.000
Total	35.650	24.000	19.533	13.150	13.783	9.279

Thu	Total Log Time	Hours /Day	Logged Lites On	Normlzd Lites On per Day	Logged Occ	Normlzd Occ per Day
Peak	48.000	24.000	11.217	5.608	9.850	4.925
Off	0.000	0.000	0.000	0.000	0.000	0.000
Sh 1	0.000	0.000	0.000	0.000	0.000	0.000
Sh 2	0.000	0.000	0.000	0.000	0.000	0.000
Total	48.000	24.000	11.217	5.608	9.850	4.925


Sat	Total Log Time	Hours /Day	Logged Lites On	Normlzd Lites On per Day	Logged Occ	Normlzd Occ per Day
Peak	24.000	24.000	14.333	14.333	0.033	0.033
Off	0.000	0.000	0.000	0.000	0.000	0.000
Sh 1	0.000	0.000	0.000	0.000	0.000	0.000
Sh 2	0.000	0.000	0.000	0.000	0.000	0.000
Total	24.000	24.000	14.333	14.333	0.033	0.033

Mon	Total Log Time	Hours /Day	Logged Lites On	Normlzd Lites On per Day	Logged Occ	Normlzd Occ per Day
Peak	24.000	24.000	10.867	10.867	9.517	9.517
Off	0.000	0.000	0.000	0.000	0.000	0.000
Sh 1	0.000	0.000	0.000	0.000	0.000	0.000
Sh 2	0.000	0.000	0.000	0.000	0.000	0.000
Total	24.000	24.000	10.867	10.867	9.517	9.517

Wed	Total Log Time	Hours /Day	Logged Lites On	Normlzd Lites On per Day	Logged Occ	Normlzd Occ per Day
Peak	48.000	24.000	23.417	11.708	18.267	9.133
Off	0.000	0.000	0.000	0.000	0.000	0.000
Sh 1	0.000	0.000	0.000	0.000	0.000	0.000
Sh 2	0.000	0.000	0.000	0.000	0.000	0.000
Total	48.000	24.000	23.417	11.708	18.267	9.133

Fri	Total Log Time	Hours /Day	Logged Lites On	Normlzd Lites On per Day	Logged Occ	Normlzd Occ per Day
Peak	39.250	24.000	25.050	15.317	16.700	10.211
Off	0.000	0.000	0.000	0.000	0.000	0.000
Sh 1	0.000	0.000	0.000	0.000	0.000	0.000
Sh 2	0.000	0.000	0.000	0.000	0.000	0.000
Total	39.250	24.000	25.050	15.317	16.700	10.211

	Logged Totals			Normalized Totals			% Savings
	Lites On	Occupied	Logged	Lites On	Occupied		
Peak	104.417	68.150	242.900	72.219	47.135		34.7%
Off	0.000	0.000	0.000	0.000	0.000		0.0%
Sh 1	0.000	0.000	0.000	0.000	0.000		0.0%
Sh 2	0.000	0.000	0.000	0.000	0.000		0.0%
Total	104.417	68.150	242.900	72.219	47.135		34.7%



Normalized Data

	Sun		Mon		Tue		Wed		Thu		Fri		Sat	
	LO	Occ	LO	Occ	LO	Occ	LO	Occ	LO	Occ	LO	Occ	LO	Occ
Peak	0.000	0.000	10.867	9.517	13.150	9.279	11.708	9.133	5.608	4.925	15.317	10.211	14.333	0.033
Off Peak	0.000	0.000	0.000	0.000	0.000	0.000	0.000	0.000	0.000	0.000	0.000	0.000	0.000	0.000
Sh 1	0.000	0.000	0.000	0.000	0.000	0.000	0.000	0.000	0.000	0.000	0.000	0.000	0.000	0.000
Sh 2	0.000	0.000	0.000	0.000	0.000	0.000	0.000	0.000	0.000	0.000	0.000	0.000	0.000	0.000
Total	0.000	0.000	10.867	9.517	13.150	9.279	11.708	9.133	5.608	4.925	15.317	10.211	14.333	0.033

	Logged Totals			Normalized by Day	Normalized Weekly Totals		
	Lites On	Occupied	Logged		Lites On	Occupied	% Savings
Peak	104.417	68.150	242.900	^^ ^^	72.219	47.135	34.7%
Off Peak	0.000	0.000	0.000		0.000	0.000	0.0%
Sh 1	0.000	0.000	0.000		0.000	0.000	0.0%
Sh 2	0.000	0.000	0.000		0.000	0.000	0.0%
Total	104.417	68.150	242.900		72.219	47.135	34.7%

Gym

Area type: Open Space. Group: 1. Time delay 10 minutes. Sample School District, Sample High School

Energy Analysis Data by Day of Week

Sun	Total Log Time	Hours /Day	Logged Lites On	Normlzd Lites On per Day	Logged Occ	Normlzd Occ per Day
Peak	24.000	24.000	0.000	0.000	0.000	0.000
Off	0.000	0.000	0.000	0.000	0.000	0.000
Sh 1	0.000	0.000	0.000	0.000	0.000	0.000
Sh 2	0.000	0.000	0.000	0.000	0.000	0.000
Total	24.000	24.000	0.000	0.000	0.000	0.000

Tue	Total Log Time	Hours /Day	Logged Lites On	Normlzd Lites On per Day	Logged Occ	Normlzd Occ per Day
Peak	35.417	24.000	24.650	16.704	24.167	16.376
Off	0.000	0.000	0.000	0.000	0.000	0.000
Sh 1	0.000	0.000	0.000	0.000	0.000	0.000
Sh 2	0.000	0.000	0.000	0.000	0.000	0.000
Total	35.417	24.000	24.650	16.704	24.167	16.376

Thu	Total Log Time	Hours /Day	Logged Lites On	Normlzd Lites On per Day	Logged Occ	Normlzd Occ per Day
Peak	48.000	24.000	16.967	8.483	15.200	7.600
Off	0.000	0.000	0.000	0.000	0.000	0.000
Sh 1	0.000	0.000	0.000	0.000	0.000	0.000
Sh 2	0.000	0.000	0.000	0.000	0.000	0.000
Total	48.000	24.000	16.967	8.483	15.200	7.600


Sat	Total Log Time	Hours /Day	Logged Lites On	Normlzd Lites On per Day	Logged Occ	Normlzd Occ per Day
Peak	24.000	24.000	7.300	7.300	6.233	6.233
Off	0.000	0.000	0.000	0.000	0.000	0.000
Sh 1	0.000	0.000	0.000	0.000	0.000	0.000
Sh 2	0.000	0.000	0.000	0.000	0.000	0.000
Total	24.000	24.000	7.300	7.300	6.233	6.233

Mon	Total Log Time	Hours /Day	Logged Lites On	Normlzd Lites On per Day	Logged Occ	Normlzd Occ per Day
Peak	24.000	24.000	15.083	15.083	14.017	14.017
Off	0.000	0.000	0.000	0.000	0.000	0.000
Sh 1	0.000	0.000	0.000	0.000	0.000	0.000
Sh 2	0.000	0.000	0.000	0.000	0.000	0.000
Total	24.000	24.000	15.083	15.083	14.017	14.017

Wed	Total Log Time	Hours /Day	Logged Lites On	Normlzd Lites On per Day	Logged Occ	Normlzd Occ per Day
Peak	48.000	24.000	29.417	14.708	26.567	13.283
Off	0.000	0.000	0.000	0.000	0.000	0.000
Sh 1	0.000	0.000	0.000	0.000	0.000	0.000
Sh 2	0.000	0.000	0.000	0.000	0.000	0.000
Total	48.000	24.000	29.417	14.708	26.567	13.283

Fri	Total Log Time	Hours /Day	Logged Lites On	Normlzd Lites On per Day	Logged Occ	Normlzd Occ per Day
Peak	40.167	24.000	23.583	14.091	21.017	12.558
Off	0.000	0.000	0.000	0.000	0.000	0.000
Sh 1	0.000	0.000	0.000	0.000	0.000	0.000
Sh 2	0.000	0.000	0.000	0.000	0.000	0.000
Total	40.167	24.000	23.583	14.091	21.017	12.558

	Logged Totals			Normalized Totals			% Savings
	Lites On	Occupied	Logged	Lites On	Occupied		
Peak	117.000	107.200	243.583	80.695	73.936		8.4%
Off	0.000	0.000	0.000	0.000	0.000		0.0%
Sh 1	0.000	0.000	0.000	0.000	0.000		0.0%
Sh 2	0.000	0.000	0.000	0.000	0.000		0.0%
Total	117.000	107.200	243.583	80.695	73.936		8.4%



Normalized Data

	Sun		Mon		Tue		Wed		Thu		Fri		Sat	
	LO	Occ	LO	Occ	LO	Occ	LO	Occ	LO	Occ	LO	Occ	LO	Occ
Peak	0.000	0.000	15.083	14.017	16.704	16.376	14.708	13.283	8.483	7.600	14.091	12.558	7.300	6.233
Off Peak	0.000	0.000	0.000	0.000	0.000	0.000	0.000	0.000	0.000	0.000	0.000	0.000	0.000	0.000
Sh 1	0.000	0.000	0.000	0.000	0.000	0.000	0.000	0.000	0.000	0.000	0.000	0.000	0.000	0.000
Sh 2	0.000	0.000	0.000	0.000	0.000	0.000	0.000	0.000	0.000	0.000	0.000	0.000	0.000	0.000
Total	0.000	0.000	15.083	14.017	16.704	16.376	14.708	13.283	8.483	7.600	14.091	12.558	7.300	6.233

	Logged Totals			Normalized by Day	Normalized Weekly Totals		
	Lites On	Occupied	Logged		Lites On	Occupied	% Savings
Peak	117.000	107.200	243.583	^^ ^^	80.695	73.936	8.4%
Off Peak	0.000	0.000	0.000		0.000	0.000	0.0%
Sh 1	0.000	0.000	0.000		0.000	0.000	0.0%
Sh 2	0.000	0.000	0.000		0.000	0.000	0.0%
Total	117.000	107.200	243.583		80.695	73.936	8.4%

Hall

Area type: Hallway. Logger: 49655. Time delay 10 minutes. Sample School District, Sample High School

Energy Analysis Data by Day of Week

Sun	Total Log Time	Hours /Day	Logged Lites On	Normlzd Lites On per Day	Logged Occ	Normlzd Occ per Day
Peak	24.000	24.000	0.200	0.200	0.000	0.000
Off	0.000	0.000	0.000	0.000	0.000	0.000
Sh 1	0.000	0.000	0.000	0.000	0.000	0.000
Sh 2	0.000	0.000	0.000	0.000	0.000	0.000
Total	24.000	24.000	0.200	0.200	0.000	0.000

Tue	Total Log Time	Hours /Day	Logged Lites On	Normlzd Lites On per Day	Logged Occ	Normlzd Occ per Day
Peak	35.467	24.000	18.350	12.417	16.233	10.985
Off	0.000	0.000	0.000	0.000	0.000	0.000
Sh 1	0.000	0.000	0.000	0.000	0.000	0.000
Sh 2	0.000	0.000	0.000	0.000	0.000	0.000
Total	35.467	24.000	18.350	12.417	16.233	10.985

Thu	Total Log Time	Hours /Day	Logged Lites On	Normlzd Lites On per Day	Logged Occ	Normlzd Occ per Day
Peak	48.000	24.000	22.483	11.242	14.267	7.133
Off	0.000	0.000	0.000	0.000	0.000	0.000
Sh 1	0.000	0.000	0.000	0.000	0.000	0.000
Sh 2	0.000	0.000	0.000	0.000	0.000	0.000
Total	48.000	24.000	22.483	11.242	14.267	7.133


Sat	Total Log Time	Hours /Day	Logged Lites On	Normlzd Lites On per Day	Logged Occ	Normlzd Occ per Day
Peak	24.000	24.000	8.567	8.567	0.217	0.217
Off	0.000	0.000	0.000	0.000	0.000	0.000
Sh 1	0.000	0.000	0.000	0.000	0.000	0.000
Sh 2	0.000	0.000	0.000	0.000	0.000	0.000
Total	24.000	24.000	8.567	8.567	0.217	0.217

Mon	Total Log Time	Hours /Day	Logged Lites On	Normlzd Lites On per Day	Logged Occ	Normlzd Occ per Day
Peak	24.000	24.000	12.600	12.600	11.517	11.517
Off	0.000	0.000	0.000	0.000	0.000	0.000
Sh 1	0.000	0.000	0.000	0.000	0.000	0.000
Sh 2	0.000	0.000	0.000	0.000	0.000	0.000
Total	24.000	24.000	12.600	12.600	11.517	11.517

Wed	Total Log Time	Hours /Day	Logged Lites On	Normlzd Lites On per Day	Logged Occ	Normlzd Occ per Day
Peak	48.000	24.000	23.500	11.750	21.533	10.767
Off	0.000	0.000	0.000	0.000	0.000	0.000
Sh 1	0.000	0.000	0.000	0.000	0.000	0.000
Sh 2	0.000	0.000	0.000	0.000	0.000	0.000
Total	48.000	24.000	23.500	11.750	21.533	10.767

Fri	Total Log Time	Hours /Day	Logged Lites On	Normlzd Lites On per Day	Logged Occ	Normlzd Occ per Day
Peak	39.850	24.000	24.000	14.454	20.150	12.136
Off	0.000	0.000	0.000	0.000	0.000	0.000
Sh 1	0.000	0.000	0.000	0.000	0.000	0.000
Sh 2	0.000	0.000	0.000	0.000	0.000	0.000
Total	39.850	24.000	24.000	14.454	20.150	12.136

	Logged Totals			Normalized Totals		
	Lites On	Occupied	Logged	Lites On	Occupied	% Savings
Peak	109.700	83.917	243.317	75.743	57.941	23.5%
Off	0.000	0.000	0.000	0.000	0.000	0.0%
Sh 1	0.000	0.000	0.000	0.000	0.000	0.0%
Sh 2	0.000	0.000	0.000	0.000	0.000	0.0%
Total	109.700	83.917	243.317	75.743	57.941	23.5%



Normalized Data

	Sun		Mon		Tue		Wed		Thu		Fri		Sat	
	LO	Occ	LO	Occ	LO	Occ	LO	Occ	LO	Occ	LO	Occ	LO	Occ
Peak	0.200	0.000	12.600	11.517	12.417	10.985	11.750	10.767	11.242	7.133	14.454	12.136	8.567	0.217
Off Peak	0.000	0.000	0.000	0.000	0.000	0.000	0.000	0.000	0.000	0.000	0.000	0.000	0.000	0.000
Sh 1	0.000	0.000	0.000	0.000	0.000	0.000	0.000	0.000	0.000	0.000	0.000	0.000	0.000	0.000
Sh 2	0.000	0.000	0.000	0.000	0.000	0.000	0.000	0.000	0.000	0.000	0.000	0.000	0.000	0.000
Total	0.200	0.000	12.600	11.517	12.417	10.985	11.750	10.767	11.242	7.133	14.454	12.136	8.567	0.217

	Logged Totals			Normalized by Day	Normalized Weekly Totals		
	Lites On	Occupied	Logged		Lites On	Occupied	% Savings
Peak	109.700	83.917	243.317	^^ ^^	75.743	57.941	23.5%
Off Peak	0.000	0.000	0.000		0.000	0.000	0.0%
Sh 1	0.000	0.000	0.000		0.000	0.000	0.0%
Sh 2	0.000	0.000	0.000		0.000	0.000	0.0%
Total	109.700	83.917	243.317		75.743	57.941	23.5%

Hallway

Area type: Hallway. Logger: 48927. Time delay 10 minutes. Sample School District, Sample High School

Energy Analysis

Data by Day of Week

Sun	Total Log Time	Hours /Day	Logged Lites On	Normlzd Lites On per Day	Logged Occ	Normlzd Occ per Day
Peak	24.000	24.000	0.167	0.167	0.100	0.100
Off	0.000	0.000	0.000	0.000	0.000	0.000
Sh 1	0.000	0.000	0.000	0.000	0.000	0.000
Sh 2	0.000	0.000	0.000	0.000	0.000	0.000
Total	24.000	24.000	0.167	0.167	0.100	0.100

Tue	Total Log Time	Hours /Day	Logged Lites On	Normlzd Lites On per Day	Logged Occ	Normlzd Occ per Day
Peak	35.450	24.000	25.817	17.478	22.200	15.030
Off	0.000	0.000	0.000	0.000	0.000	0.000
Sh 1	0.000	0.000	0.000	0.000	0.000	0.000
Sh 2	0.000	0.000	0.000	0.000	0.000	0.000
Total	35.450	24.000	25.817	17.478	22.200	15.030

Thu	Total Log Time	Hours /Day	Logged Lites On	Normlzd Lites On per Day	Logged Occ	Normlzd Occ per Day
Peak	48.000	24.000	16.100	8.050	14.717	7.358
Off	0.000	0.000	0.000	0.000	0.000	0.000
Sh 1	0.000	0.000	0.000	0.000	0.000	0.000
Sh 2	0.000	0.000	0.000	0.000	0.000	0.000
Total	48.000	24.000	16.100	8.050	14.717	7.358


Sat	Total Log Time	Hours /Day	Logged Lites On	Normlzd Lites On per Day	Logged Occ	Normlzd Occ per Day
Peak	24.000	24.000	2.617	2.617	0.383	0.383
Off	0.000	0.000	0.000	0.000	0.000	0.000
Sh 1	0.000	0.000	0.000	0.000	0.000	0.000
Sh 2	0.000	0.000	0.000	0.000	0.000	0.000
Total	24.000	24.000	2.617	2.617	0.383	0.383

Mon	Total Log Time	Hours /Day	Logged Lites On	Normlzd Lites On per Day	Logged Occ	Normlzd Occ per Day
Peak	24.000	24.000	15.250	15.250	14.567	14.567
Off	0.000	0.000	0.000	0.000	0.000	0.000
Sh 1	0.000	0.000	0.000	0.000	0.000	0.000
Sh 2	0.000	0.000	0.000	0.000	0.000	0.000
Total	24.000	24.000	15.250	15.250	14.567	14.567

Wed	Total Log Time	Hours /Day	Logged Lites On	Normlzd Lites On per Day	Logged Occ	Normlzd Occ per Day
Peak	48.000	24.000	29.433	14.717	27.317	13.658
Off	0.000	0.000	0.000	0.000	0.000	0.000
Sh 1	0.000	0.000	0.000	0.000	0.000	0.000
Sh 2	0.000	0.000	0.000	0.000	0.000	0.000
Total	48.000	24.000	29.433	14.717	27.317	13.658

Fri	Total Log Time	Hours /Day	Logged Lites On	Normlzd Lites On per Day	Logged Occ	Normlzd Occ per Day
Peak	40.133	24.000	26.433	15.807	24.167	14.452
Off	0.000	0.000	0.000	0.000	0.000	0.000
Sh 1	0.000	0.000	0.000	0.000	0.000	0.000
Sh 2	0.000	0.000	0.000	0.000	0.000	0.000
Total	40.133	24.000	26.433	15.807	24.167	14.452

	Logged Totals			Normalized Totals		
	Lites On	Occupied	Logged	Lites On	Occupied	% Savings
Peak	115.817	103.450	243.583	79.879	71.350	10.7%
Off	0.000	0.000	0.000	0.000	0.000	0.0%
Sh 1	0.000	0.000	0.000	0.000	0.000	0.0%
Sh 2	0.000	0.000	0.000	0.000	0.000	0.0%
Total	115.817	103.450	243.583	79.879	71.350	10.7%



Normalized Data

	Sun		Mon		Tue		Wed		Thu		Fri		Sat	
	LO	Occ	LO	Occ	LO	Occ	LO	Occ	LO	Occ	LO	Occ	LO	Occ
Peak	0.167	0.100	15.250	14.567	17.478	15.030	14.717	13.658	8.050	7.358	15.807	14.452	2.617	0.383
Off Peak	0.000	0.000	0.000	0.000	0.000	0.000	0.000	0.000	0.000	0.000	0.000	0.000	0.000	0.000
Sh 1	0.000	0.000	0.000	0.000	0.000	0.000	0.000	0.000	0.000	0.000	0.000	0.000	0.000	0.000
Sh 2	0.000	0.000	0.000	0.000	0.000	0.000	0.000	0.000	0.000	0.000	0.000	0.000	0.000	0.000
Total	0.167	0.100	15.250	14.567	17.478	15.030	14.717	13.658	8.050	7.358	15.807	14.452	2.617	0.383

	Logged Totals			Normalized by Day	Normalized Weekly Totals		
	Lites On	Occupied	Logged		Lites On	Occupied	% Savings
Peak	115.817	103.450	243.583	^^ ^^	79.879	71.350	10.7%
Off Peak	0.000	0.000	0.000		0.000	0.000	0.0%
Sh 1	0.000	0.000	0.000		0.000	0.000	0.0%
Sh 2	0.000	0.000	0.000		0.000	0.000	0.0%
Total	115.817	103.450	243.583		79.879	71.350	10.7%

Kitchen

Area type: Open Space. Logger: 48942. Time delay 10 minutes. Sample School District, Sample High School

Energy Analysis

Data by Day of Week

Sun	Total Log Time	Hours /Day	Logged Lites On	Normlzd Lites On per Day	Logged Occ	Normlzd Occ per Day
Peak	24.000	24.000	0.000	0.000	0.000	0.000
Off	0.000	0.000	0.000	0.000	0.000	0.000
Sh 1	0.000	0.000	0.000	0.000	0.000	0.000
Sh 2	0.000	0.000	0.000	0.000	0.000	0.000
Total	24.000	24.000	0.000	0.000	0.000	0.000

Tue	Total Log Time	Hours /Day	Logged Lites On	Normlzd Lites On per Day	Logged Occ	Normlzd Occ per Day
Peak	35.400	24.000	27.650	18.746	22.183	15.040
Off	0.000	0.000	0.000	0.000	0.000	0.000
Sh 1	0.000	0.000	0.000	0.000	0.000	0.000
Sh 2	0.000	0.000	0.000	0.000	0.000	0.000
Total	35.400	24.000	27.650	18.746	22.183	15.040

Thu	Total Log Time	Hours /Day	Logged Lites On	Normlzd Lites On per Day	Logged Occ	Normlzd Occ per Day
Peak	48.000	24.000	27.683	13.842	22.183	11.092
Off	0.000	0.000	0.000	0.000	0.000	0.000
Sh 1	0.000	0.000	0.000	0.000	0.000	0.000
Sh 2	0.000	0.000	0.000	0.000	0.000	0.000
Total	48.000	24.000	27.683	13.842	22.183	11.092


Sat	Total Log Time	Hours /Day	Logged Lites On	Normlzd Lites On per Day	Logged Occ	Normlzd Occ per Day
Peak	24.000	24.000	3.250	3.250	1.900	1.900
Off	0.000	0.000	0.000	0.000	0.000	0.000
Sh 1	0.000	0.000	0.000	0.000	0.000	0.000
Sh 2	0.000	0.000	0.000	0.000	0.000	0.000
Total	24.000	24.000	3.250	3.250	1.900	1.900

Mon	Total Log Time	Hours /Day	Logged Lites On	Normlzd Lites On per Day	Logged Occ	Normlzd Occ per Day
Peak	24.000	24.000	16.983	16.983	13.967	13.967
Off	0.000	0.000	0.000	0.000	0.000	0.000
Sh 1	0.000	0.000	0.000	0.000	0.000	0.000
Sh 2	0.000	0.000	0.000	0.000	0.000	0.000
Total	24.000	24.000	16.983	16.983	13.967	13.967

Wed	Total Log Time	Hours /Day	Logged Lites On	Normlzd Lites On per Day	Logged Occ	Normlzd Occ per Day
Peak	48.000	24.000	32.400	16.200	27.317	13.658
Off	0.000	0.000	0.000	0.000	0.000	0.000
Sh 1	0.000	0.000	0.000	0.000	0.000	0.000
Sh 2	0.000	0.000	0.000	0.000	0.000	0.000
Total	48.000	24.000	32.400	16.200	27.317	13.658

Fri	Total Log Time	Hours /Day	Logged Lites On	Normlzd Lites On per Day	Logged Occ	Normlzd Occ per Day
Peak	40.283	24.000	27.283	16.255	26.833	15.987
Off	0.000	0.000	0.000	0.000	0.000	0.000
Sh 1	0.000	0.000	0.000	0.000	0.000	0.000
Sh 2	0.000	0.000	0.000	0.000	0.000	0.000
Total	40.283	24.000	27.283	16.255	26.833	15.987

	Logged Totals			Normalized Totals			% Savings
	Lites On	Occupied	Logged	Lites On	Occupied		
Peak	135.250	114.383	243.683	93.244	78.858		15.4%
Off	0.000	0.000	0.000	0.000	0.000		0.0%
Sh 1	0.000	0.000	0.000	0.000	0.000		0.0%
Sh 2	0.000	0.000	0.000	0.000	0.000		0.0%
Total	135.250	114.383	243.683	93.244	78.858		15.4%



Normalized Data

	Sun		Mon		Tue		Wed		Thu		Fri		Sat	
	LO	Occ	LO	Occ	LO	Occ	LO	Occ	LO	Occ	LO	Occ	LO	Occ
Peak	0.000	0.000	16.983	13.967	18.746	15.040	16.200	13.658	13.842	11.092	16.255	15.987	3.250	1.900
Off Peak	0.000	0.000	0.000	0.000	0.000	0.000	0.000	0.000	0.000	0.000	0.000	0.000	0.000	0.000
Sh 1	0.000	0.000	0.000	0.000	0.000	0.000	0.000	0.000	0.000	0.000	0.000	0.000	0.000	0.000
Sh 2	0.000	0.000	0.000	0.000	0.000	0.000	0.000	0.000	0.000	0.000	0.000	0.000	0.000	0.000
Total	0.000	0.000	16.983	13.967	18.746	15.040	16.200	13.658	13.842	11.092	16.255	15.987	3.250	1.900

	Logged Totals			Normalized by Day	Normalized Weekly Totals		
	Lites On	Occupied	Logged		Lites On	Occupied	% Savings
Peak	135.250	114.383	243.683	^^ ^^	93.244	78.858	15.4%
Off Peak	0.000	0.000	0.000		0.000	0.000	0.0%
Sh 1	0.000	0.000	0.000		0.000	0.000	0.0%
Sh 2	0.000	0.000	0.000		0.000	0.000	0.0%
Total	135.250	114.383	243.683		93.244	78.858	15.4%

Library

Area type: Meeting Rooms. Logger: 48956. Time delay 10 minutes. Sample School District, Sample High School

Energy Analysis Data by Day of Week

Sun	Total Log Time	Hours /Day	Logged Lites On	Normlzd Lites On per Day	Logged Occ	Normlzd Occ per Day
Peak	24.000	24.000	24.000	24.000	5.950	5.950
Off	0.000	0.000	0.000	0.000	0.000	0.000
Sh 1	0.000	0.000	0.000	0.000	0.000	0.000
Sh 2	0.000	0.000	0.000	0.000	0.000	0.000
Total	24.000	24.000	24.000	24.000	5.950	5.950

Tue	Total Log Time	Hours /Day	Logged Lites On	Normlzd Lites On per Day	Logged Occ	Normlzd Occ per Day
Peak	35.633	24.000	27.300	18.387	12.733	8.576
Off	0.000	0.000	0.000	0.000	0.000	0.000
Sh 1	0.000	0.000	0.000	0.000	0.000	0.000
Sh 2	0.000	0.000	0.000	0.000	0.000	0.000
Total	35.633	24.000	27.300	18.387	12.733	8.576

Thu	Total Log Time	Hours /Day	Logged Lites On	Normlzd Lites On per Day	Logged Occ	Normlzd Occ per Day
Peak	48.000	24.000	36.000	18.000	11.267	5.633
Off	0.000	0.000	0.000	0.000	0.000	0.000
Sh 1	0.000	0.000	0.000	0.000	0.000	0.000
Sh 2	0.000	0.000	0.000	0.000	0.000	0.000
Total	48.000	24.000	36.000	18.000	11.267	5.633


Sat	Total Log Time	Hours /Day	Logged Lites On	Normlzd Lites On per Day	Logged Occ	Normlzd Occ per Day
Peak	24.000	24.000	24.000	24.000	0.467	0.467
Off	0.000	0.000	0.000	0.000	0.000	0.000
Sh 1	0.000	0.000	0.000	0.000	0.000	0.000
Sh 2	0.000	0.000	0.000	0.000	0.000	0.000
Total	24.000	24.000	24.000	24.000	0.467	0.467

Mon	Total Log Time	Hours /Day	Logged Lites On	Normlzd Lites On per Day	Logged Occ	Normlzd Occ per Day
Peak	24.000	24.000	24.000	24.000	9.333	9.333
Off	0.000	0.000	0.000	0.000	0.000	0.000
Sh 1	0.000	0.000	0.000	0.000	0.000	0.000
Sh 2	0.000	0.000	0.000	0.000	0.000	0.000
Total	24.000	24.000	24.000	24.000	9.333	9.333

Wed	Total Log Time	Hours /Day	Logged Lites On	Normlzd Lites On per Day	Logged Occ	Normlzd Occ per Day
Peak	48.000	24.000	32.917	16.458	15.967	7.983
Off	0.000	0.000	0.000	0.000	0.000	0.000
Sh 1	0.000	0.000	0.000	0.000	0.000	0.000
Sh 2	0.000	0.000	0.000	0.000	0.000	0.000
Total	48.000	24.000	32.917	16.458	15.967	7.983

Fri	Total Log Time	Hours /Day	Logged Lites On	Normlzd Lites On per Day	Logged Occ	Normlzd Occ per Day
Peak	39.417	24.000	39.400	23.990	17.833	10.858
Off	0.000	0.000	0.000	0.000	0.000	0.000
Sh 1	0.000	0.000	0.000	0.000	0.000	0.000
Sh 2	0.000	0.000	0.000	0.000	0.000	0.000
Total	39.417	24.000	39.400	23.990	17.833	10.858

	Logged Totals			Normalized Totals			% Savings
	Lites On	Occupied	Logged	Lites On	Occupied		
Peak	207.617	73.550	243.050	143.508	50.839		64.6%
Off	0.000	0.000	0.000	0.000	0.000		0.0%
Sh 1	0.000	0.000	0.000	0.000	0.000		0.0%
Sh 2	0.000	0.000	0.000	0.000	0.000		0.0%
Total	207.617	73.550	243.050	143.508	50.839		64.6%



Normalized Data

	Sun		Mon		Tue		Wed		Thu		Fri		Sat	
	LO	Occ	LO	Occ	LO	Occ	LO	Occ	LO	Occ	LO	Occ	LO	Occ
Peak	24.000	5.950	24.000	9.333	18.387	8.576	16.458	7.983	18.000	5.633	23.990	10.858	24.000	0.467
Off Peak	0.000	0.000	0.000	0.000	0.000	0.000	0.000	0.000	0.000	0.000	0.000	0.000	0.000	0.000
Sh 1	0.000	0.000	0.000	0.000	0.000	0.000	0.000	0.000	0.000	0.000	0.000	0.000	0.000	0.000
Sh 2	0.000	0.000	0.000	0.000	0.000	0.000	0.000	0.000	0.000	0.000	0.000	0.000	0.000	0.000
Total	24.000	5.950	24.000	9.333	18.387	8.576	16.458	7.983	18.000	5.633	23.990	10.858	24.000	0.467

	Logged Totals			Normalized by Day	Normalized Weekly Totals		
	Lites On	Occupied	Logged		Lites On	Occupied	% Savings
Peak	207.617	73.550	243.050	^^ ^^	143.508	50.839	64.6%
Off Peak	0.000	0.000	0.000		0.000	0.000	0.0%
Sh 1	0.000	0.000	0.000		0.000	0.000	0.0%
Sh 2	0.000	0.000	0.000		0.000	0.000	0.0%
Total	207.617	73.550	243.050		143.508	50.839	64.6%

Library Storage

Area type: Storage. Logger: 49624. Time delay 10 minutes. Sample School District, Sample High School

Energy Analysis

Data by Day of Week

Sun	Total Log Time	Hours /Day	Logged Lites On	Normlzd Lites On per Day	Logged Occ	Normlzd Occ per Day
Peak	24.000	24.000	24.000	24.000	0.583	0.583
Off	0.000	0.000	0.000	0.000	0.000	0.000
Sh 1	0.000	0.000	0.000	0.000	0.000	0.000
Sh 2	0.000	0.000	0.000	0.000	0.000	0.000
Total	24.000	24.000	24.000	24.000	0.583	0.583

Tue	Total Log Time	Hours /Day	Logged Lites On	Normlzd Lites On per Day	Logged Occ	Normlzd Occ per Day
Peak	35.600	24.000	35.600	24.000	2.933	1.978
Off	0.000	0.000	0.000	0.000	0.000	0.000
Sh 1	0.000	0.000	0.000	0.000	0.000	0.000
Sh 2	0.000	0.000	0.000	0.000	0.000	0.000
Total	35.600	24.000	35.600	24.000	2.933	1.978

Thu	Total Log Time	Hours /Day	Logged Lites On	Normlzd Lites On per Day	Logged Occ	Normlzd Occ per Day
Peak	48.000	24.000	48.000	24.000	2.917	1.458
Off	0.000	0.000	0.000	0.000	0.000	0.000
Sh 1	0.000	0.000	0.000	0.000	0.000	0.000
Sh 2	0.000	0.000	0.000	0.000	0.000	0.000
Total	48.000	24.000	48.000	24.000	2.917	1.458


Sat	Total Log Time	Hours /Day	Logged Lites On	Normlzd Lites On per Day	Logged Occ	Normlzd Occ per Day
Peak	24.000	24.000	24.000	24.000	0.000	0.000
Off	0.000	0.000	0.000	0.000	0.000	0.000
Sh 1	0.000	0.000	0.000	0.000	0.000	0.000
Sh 2	0.000	0.000	0.000	0.000	0.000	0.000
Total	24.000	24.000	24.000	24.000	0.000	0.000

Mon	Total Log Time	Hours /Day	Logged Lites On	Normlzd Lites On per Day	Logged Occ	Normlzd Occ per Day
Peak	24.000	24.000	24.000	24.000	2.033	2.033
Off	0.000	0.000	0.000	0.000	0.000	0.000
Sh 1	0.000	0.000	0.000	0.000	0.000	0.000
Sh 2	0.000	0.000	0.000	0.000	0.000	0.000
Total	24.000	24.000	24.000	24.000	2.033	2.033

Wed	Total Log Time	Hours /Day	Logged Lites On	Normlzd Lites On per Day	Logged Occ	Normlzd Occ per Day
Peak	48.000	24.000	48.000	24.000	4.917	2.458
Off	0.000	0.000	0.000	0.000	0.000	0.000
Sh 1	0.000	0.000	0.000	0.000	0.000	0.000
Sh 2	0.000	0.000	0.000	0.000	0.000	0.000
Total	48.000	24.000	48.000	24.000	4.917	2.458

Fri	Total Log Time	Hours /Day	Logged Lites On	Normlzd Lites On per Day	Logged Occ	Normlzd Occ per Day
Peak	39.433	24.000	39.417	23.990	4.467	2.719
Off	0.000	0.000	0.000	0.000	0.000	0.000
Sh 1	0.000	0.000	0.000	0.000	0.000	0.000
Sh 2	0.000	0.000	0.000	0.000	0.000	0.000
Total	39.433	24.000	39.417	23.990	4.467	2.719

	Logged Totals			Normalized Totals		
	Lites On	Occupied	Logged	Lites On	Occupied	% Savings
Peak	243.017	17.850	243.033	167.989	12.339	92.7%
Off Peak	0.000	0.000	0.000	0.000	0.000	0.0%
Sh 1	0.000	0.000	0.000	0.000	0.000	0.0%
Sh 2	0.000	0.000	0.000	0.000	0.000	0.0%
Total	243.017	17.850	243.033	167.989	12.339	92.7%



Normalized Data

	Sun		Mon		Tue		Wed		Thu		Fri		Sat	
	LO	Occ	LO	Occ	LO	Occ	LO	Occ	LO	Occ	LO	Occ	LO	Occ
Peak	24.000	0.583	24.000	2.033	24.000	1.978	24.000	2.458	24.000	1.458	23.990	2.719	24.000	0.000
Off Peak	0.000	0.000	0.000	0.000	0.000	0.000	0.000	0.000	0.000	0.000	0.000	0.000	0.000	0.000
Sh 1	0.000	0.000	0.000	0.000	0.000	0.000	0.000	0.000	0.000	0.000	0.000	0.000	0.000	0.000
Sh 2	0.000	0.000	0.000	0.000	0.000	0.000	0.000	0.000	0.000	0.000	0.000	0.000	0.000	0.000
Total	24.000	0.583	24.000	2.033	24.000	1.978	24.000	2.458	24.000	1.458	23.990	2.719	24.000	0.000

	Logged Totals			Normalized by Day	Normalized Weekly Totals		
	Lites On	Occupied	Logged		Lites On	Occupied	% Savings
Peak	243.017	17.850	243.033	^^ ^^	167.989	12.339	92.7%
Off Peak	0.000	0.000	0.000		0.000	0.000	0.0%
Sh 1	0.000	0.000	0.000		0.000	0.000	0.0%
Sh 2	0.000	0.000	0.000		0.000	0.000	0.0%
Total	243.017	17.850	243.033		167.989	12.339	92.7%

Open Conference Room

Area type: Meeting Rooms. Logger: 48962. Time delay 10 minutes. Sample School District, Sample High School

Energy Analysis Data by Day of Week

Sun	Total Log Time	Hours /Day	Logged Lites On	Normlzd Lites On per Day	Logged Occ	Normlzd Occ per Day
Peak	24.000	24.000	0.000	0.000	0.000	0.000
Off	0.000	0.000	0.000	0.000	0.000	0.000
Sh 1	0.000	0.000	0.000	0.000	0.000	0.000
Sh 2	0.000	0.000	0.000	0.000	0.000	0.000
Total	24.000	24.000	0.000	0.000	0.000	0.000

Tue	Total Log Time	Hours /Day	Logged Lites On	Normlzd Lites On per Day	Logged Occ	Normlzd Occ per Day
Peak	35.717	24.000	8.100	5.443	1.717	1.154
Off	0.000	0.000	0.000	0.000	0.000	0.000
Sh 1	0.000	0.000	0.000	0.000	0.000	0.000
Sh 2	0.000	0.000	0.000	0.000	0.000	0.000
Total	35.717	24.000	8.100	5.443	1.717	1.154

Thu	Total Log Time	Hours /Day	Logged Lites On	Normlzd Lites On per Day	Logged Occ	Normlzd Occ per Day
Peak	48.000	24.000	8.650	4.325	3.967	1.983
Off	0.000	0.000	0.000	0.000	0.000	0.000
Sh 1	0.000	0.000	0.000	0.000	0.000	0.000
Sh 2	0.000	0.000	0.000	0.000	0.000	0.000
Total	48.000	24.000	8.650	4.325	3.967	1.983


Sat	Total Log Time	Hours /Day	Logged Lites On	Normlzd Lites On per Day	Logged Occ	Normlzd Occ per Day
Peak	24.000	24.000	0.000	0.000	0.000	0.000
Off	0.000	0.000	0.000	0.000	0.000	0.000
Sh 1	0.000	0.000	0.000	0.000	0.000	0.000
Sh 2	0.000	0.000	0.000	0.000	0.000	0.000
Total	24.000	24.000	0.000	0.000	0.000	0.000

Mon	Total Log Time	Hours /Day	Logged Lites On	Normlzd Lites On per Day	Logged Occ	Normlzd Occ per Day
Peak	24.000	24.000	5.433	5.433	1.750	1.750
Off	0.000	0.000	0.000	0.000	0.000	0.000
Sh 1	0.000	0.000	0.000	0.000	0.000	0.000
Sh 2	0.000	0.000	0.000	0.000	0.000	0.000
Total	24.000	24.000	5.433	5.433	1.750	1.750

Wed	Total Log Time	Hours /Day	Logged Lites On	Normlzd Lites On per Day	Logged Occ	Normlzd Occ per Day
Peak	48.000	24.000	11.733	5.867	6.650	3.325
Off	0.000	0.000	0.000	0.000	0.000	0.000
Sh 1	0.000	0.000	0.000	0.000	0.000	0.000
Sh 2	0.000	0.000	0.000	0.000	0.000	0.000
Total	48.000	24.000	11.733	5.867	6.650	3.325

Fri	Total Log Time	Hours /Day	Logged Lites On	Normlzd Lites On per Day	Logged Occ	Normlzd Occ per Day
Peak	39.217	24.000	14.900	9.119	5.683	3.478
Off	0.000	0.000	0.000	0.000	0.000	0.000
Sh 1	0.000	0.000	0.000	0.000	0.000	0.000
Sh 2	0.000	0.000	0.000	0.000	0.000	0.000
Total	39.217	24.000	14.900	9.119	5.683	3.478

	Logged Totals			Normalized Totals		
	Lites On	Occupied	Logged	Lites On	Occupied	% Savings
Peak	48.817	19.767	242.933	33.759	13.670	59.5%
Off	0.000	0.000	0.000	0.000	0.000	0.0%
Sh 1	0.000	0.000	0.000	0.000	0.000	0.0%
Sh 2	0.000	0.000	0.000	0.000	0.000	0.0%
Total	48.817	19.767	242.933	33.759	13.670	59.5%



Normalized Data

	Sun		Mon		Tue		Wed		Thu		Fri		Sat	
	LO	Occ	LO	Occ	LO	Occ	LO	Occ	LO	Occ	LO	Occ	LO	Occ
Peak	0.000	0.000	5.433	1.750	5.443	1.154	5.867	3.325	4.325	1.983	9.119	3.478	0.000	0.000
Off Peak	0.000	0.000	0.000	0.000	0.000	0.000	0.000	0.000	0.000	0.000	0.000	0.000	0.000	0.000
Sh 1	0.000	0.000	0.000	0.000	0.000	0.000	0.000	0.000	0.000	0.000	0.000	0.000	0.000	0.000
Sh 2	0.000	0.000	0.000	0.000	0.000	0.000	0.000	0.000	0.000	0.000	0.000	0.000	0.000	0.000
Total	0.000	0.000	5.433	1.750	5.443	1.154	5.867	3.325	4.325	1.983	9.119	3.478	0.000	0.000

	Logged Totals			Normalized by Day	Normalized Weekly Totals		
	Lites On	Occupied	Logged		Lites On	Occupied	% Savings
Peak	48.817	19.767	242.933	^^ ^^	33.759	13.670	59.5%
Off Peak	0.000	0.000	0.000		0.000	0.000	0.0%
Sh 1	0.000	0.000	0.000		0.000	0.000	0.0%
Sh 2	0.000	0.000	0.000		0.000	0.000	0.0%
Total	48.817	19.767	242.933		33.759	13.670	59.5%

Receiving

Area type: Storage. Logger: 48966. Time delay 10 minutes. Sample School District, Sample High School

Energy Analysis

Data by Day of Week

Sun	Total Log Time	Hours /Day	Logged Lites On	Normlzd Lites On per Day	Logged Occ	Normlzd Occ per Day
Peak	24.000	24.000	0.183	0.183	0.000	0.000
Off	0.000	0.000	0.000	0.000	0.000	0.000
Sh 1	0.000	0.000	0.000	0.000	0.000	0.000
Sh 2	0.000	0.000	0.000	0.000	0.000	0.000
Total	24.000	24.000	0.183	0.183	0.000	0.000

Tue	Total Log Time	Hours /Day	Logged Lites On	Normlzd Lites On per Day	Logged Occ	Normlzd Occ per Day
Peak	35.350	24.000	27.083	18.388	24.250	16.464
Off	0.000	0.000	0.000	0.000	0.000	0.000
Sh 1	0.000	0.000	0.000	0.000	0.000	0.000
Sh 2	0.000	0.000	0.000	0.000	0.000	0.000
Total	35.350	24.000	27.083	18.388	24.250	16.464

Thu	Total Log Time	Hours /Day	Logged Lites On	Normlzd Lites On per Day	Logged Occ	Normlzd Occ per Day
Peak	48.000	24.000	29.867	14.933	23.317	11.658
Off	0.000	0.000	0.000	0.000	0.000	0.000
Sh 1	0.000	0.000	0.000	0.000	0.000	0.000
Sh 2	0.000	0.000	0.000	0.000	0.000	0.000
Total	48.000	24.000	29.867	14.933	23.317	11.658


Sat	Total Log Time	Hours /Day	Logged Lites On	Normlzd Lites On per Day	Logged Occ	Normlzd Occ per Day
Peak	24.000	24.000	7.050	7.050	5.100	5.100
Off	0.000	0.000	0.000	0.000	0.000	0.000
Sh 1	0.000	0.000	0.000	0.000	0.000	0.000
Sh 2	0.000	0.000	0.000	0.000	0.000	0.000
Total	24.000	24.000	7.050	7.050	5.100	5.100

Mon	Total Log Time	Hours /Day	Logged Lites On	Normlzd Lites On per Day	Logged Occ	Normlzd Occ per Day
Peak	24.000	24.000	16.083	16.083	14.433	14.433
Off	0.000	0.000	0.000	0.000	0.000	0.000
Sh 1	0.000	0.000	0.000	0.000	0.000	0.000
Sh 2	0.000	0.000	0.000	0.000	0.000	0.000
Total	24.000	24.000	16.083	16.083	14.433	14.433

Wed	Total Log Time	Hours /Day	Logged Lites On	Normlzd Lites On per Day	Logged Occ	Normlzd Occ per Day
Peak	48.000	24.000	30.400	15.200	25.083	12.542
Off	0.000	0.000	0.000	0.000	0.000	0.000
Sh 1	0.000	0.000	0.000	0.000	0.000	0.000
Sh 2	0.000	0.000	0.000	0.000	0.000	0.000
Total	48.000	24.000	30.400	15.200	25.083	12.542

Fri	Total Log Time	Hours /Day	Logged Lites On	Normlzd Lites On per Day	Logged Occ	Normlzd Occ per Day
Peak	40.400	24.000	25.483	15.139	21.433	12.733
Off	0.000	0.000	0.000	0.000	0.000	0.000
Sh 1	0.000	0.000	0.000	0.000	0.000	0.000
Sh 2	0.000	0.000	0.000	0.000	0.000	0.000
Total	40.400	24.000	25.483	15.139	21.433	12.733

	Logged Totals			Normalized Totals		
	Lites On	Occupied	Logged	Lites On	Occupied	% Savings
Peak	136.150	113.617	243.750	93.839	78.308	16.6%
Off	0.000	0.000	0.000	0.000	0.000	0.0%
Sh 1	0.000	0.000	0.000	0.000	0.000	0.0%
Sh 2	0.000	0.000	0.000	0.000	0.000	0.0%
Total	136.150	113.617	243.750	93.839	78.308	16.6%



Normalized Data

	Sun		Mon		Tue		Wed		Thu		Fri		Sat	
	LO	Occ	LO	Occ	LO	Occ	LO	Occ	LO	Occ	LO	Occ	LO	Occ
Peak	0.183	0.000	16.083	14.433	18.388	16.464	15.200	12.542	14.933	11.658	15.139	12.733	7.050	5.100
Off Peak	0.000	0.000	0.000	0.000	0.000	0.000	0.000	0.000	0.000	0.000	0.000	0.000	0.000	0.000
Sh 1	0.000	0.000	0.000	0.000	0.000	0.000	0.000	0.000	0.000	0.000	0.000	0.000	0.000	0.000
Sh 2	0.000	0.000	0.000	0.000	0.000	0.000	0.000	0.000	0.000	0.000	0.000	0.000	0.000	0.000
Total	0.183	0.000	16.083	14.433	18.388	16.464	15.200	12.542	14.933	11.658	15.139	12.733	7.050	5.100

	Logged Totals			Normalized by Day	Normalized Weekly Totals		
	Lites On	Occupied	Logged		Lites On	Occupied	% Savings
Peak	136.150	113.617	243.750	^^ ^^	93.839	78.308	16.6%
Off Peak	0.000	0.000	0.000		0.000	0.000	0.0%
Sh 1	0.000	0.000	0.000		0.000	0.000	0.0%
Sh 2	0.000	0.000	0.000		0.000	0.000	0.0%
Total	136.150	113.617	243.750		93.839	78.308	16.6%

Restroom

Area type: Restroom. Logger: 48934. Time delay 10 minutes. Sample School District, Sample High School

Energy Analysis

Data by Day of Week

Sun	Total Log Time	Hours /Day	Logged Lites On	Normlzd Lites On per Day	Logged Occ	Normlzd Occ per Day
Peak	24.000	24.000	24.000	24.000	0.000	0.000
Off	0.000	0.000	0.000	0.000	0.000	0.000
Sh 1	0.000	0.000	0.000	0.000	0.000	0.000
Sh 2	0.000	0.000	0.000	0.000	0.000	0.000
Total	24.000	24.000	24.000	24.000	0.000	0.000

Tue	Total Log Time	Hours /Day	Logged Lites On	Normlzd Lites On per Day	Logged Occ	Normlzd Occ per Day
Peak	35.683	24.000	35.650	23.978	10.000	6.726
Off	0.000	0.000	0.000	0.000	0.000	0.000
Sh 1	0.000	0.000	0.000	0.000	0.000	0.000
Sh 2	0.000	0.000	0.000	0.000	0.000	0.000
Total	35.683	24.000	35.650	23.978	10.000	6.726

Thu	Total Log Time	Hours /Day	Logged Lites On	Normlzd Lites On per Day	Logged Occ	Normlzd Occ per Day
Peak	48.000	24.000	39.667	19.833	7.467	3.733
Off	0.000	0.000	0.000	0.000	0.000	0.000
Sh 1	0.000	0.000	0.000	0.000	0.000	0.000
Sh 2	0.000	0.000	0.000	0.000	0.000	0.000
Total	48.000	24.000	39.667	19.833	7.467	3.733


Sat	Total Log Time	Hours /Day	Logged Lites On	Normlzd Lites On per Day	Logged Occ	Normlzd Occ per Day
Peak	24.000	24.000	9.767	9.767	0.433	0.433
Off	0.000	0.000	0.000	0.000	0.000	0.000
Sh 1	0.000	0.000	0.000	0.000	0.000	0.000
Sh 2	0.000	0.000	0.000	0.000	0.000	0.000
Total	24.000	24.000	9.767	9.767	0.433	0.433

Mon	Total Log Time	Hours /Day	Logged Lites On	Normlzd Lites On per Day	Logged Occ	Normlzd Occ per Day
Peak	24.000	24.000	22.417	22.417	6.900	6.900
Off	0.000	0.000	0.000	0.000	0.000	0.000
Sh 1	0.000	0.000	0.000	0.000	0.000	0.000
Sh 2	0.000	0.000	0.000	0.000	0.000	0.000
Total	24.000	24.000	22.417	22.417	6.900	6.900

Wed	Total Log Time	Hours /Day	Logged Lites On	Normlzd Lites On per Day	Logged Occ	Normlzd Occ per Day
Peak	48.000	24.000	47.900	23.950	12.833	6.417
Off	0.000	0.000	0.000	0.000	0.000	0.000
Sh 1	0.000	0.000	0.000	0.000	0.000	0.000
Sh 2	0.000	0.000	0.000	0.000	0.000	0.000
Total	48.000	24.000	47.900	23.950	12.833	6.417

Fri	Total Log Time	Hours /Day	Logged Lites On	Normlzd Lites On per Day	Logged Occ	Normlzd Occ per Day
Peak	39.300	24.000	33.367	20.377	11.817	7.216
Off	0.000	0.000	0.000	0.000	0.000	0.000
Sh 1	0.000	0.000	0.000	0.000	0.000	0.000
Sh 2	0.000	0.000	0.000	0.000	0.000	0.000
Total	39.300	24.000	33.367	20.377	11.817	7.216

	Logged Totals			Normalized Totals		
	Lites On	Occupied	Logged	Lites On	Occupied	% Savings
Peak	212.767	49.450	242.983	147.108	34.190	76.8%
Off	0.000	0.000	0.000	0.000	0.000	0.0%
Sh 1	0.000	0.000	0.000	0.000	0.000	0.0%
Sh 2	0.000	0.000	0.000	0.000	0.000	0.0%
Total	212.767	49.450	242.983	147.108	34.190	76.8%



Normalized Data

	Sun		Mon		Tue		Wed		Thu		Fri		Sat	
	LO	Occ	LO	Occ	LO	Occ	LO	Occ	LO	Occ	LO	Occ	LO	Occ
Peak	24.000	0.000	22.417	6.900	23.978	6.726	23.950	6.417	19.833	3.733	20.377	7.216	9.767	0.433
Off Peak	0.000	0.000	0.000	0.000	0.000	0.000	0.000	0.000	0.000	0.000	0.000	0.000	0.000	0.000
Sh 1	0.000	0.000	0.000	0.000	0.000	0.000	0.000	0.000	0.000	0.000	0.000	0.000	0.000	0.000
Sh 2	0.000	0.000	0.000	0.000	0.000	0.000	0.000	0.000	0.000	0.000	0.000	0.000	0.000	0.000
Total	24.000	0.000	22.417	6.900	23.978	6.726	23.950	6.417	19.833	3.733	20.377	7.216	9.767	0.433

	Logged Totals			Normalized by Day	Normalized Weekly Totals		
	Lites On	Occupied	Logged		Lites On	Occupied	% Savings
Peak	212.767	49.450	242.983	^^ ^^	147.108	34.190	76.8%
Off Peak	0.000	0.000	0.000		0.000	0.000	0.0%
Sh 1	0.000	0.000	0.000		0.000	0.000	0.0%
Sh 2	0.000	0.000	0.000		0.000	0.000	0.0%
Total	212.767	49.450	242.983		147.108	34.190	76.8%

Room 512

Area type: Private Office. Logger: 49676. Time delay 10 minutes. Sample School District, Sample High School

Energy Analysis

Data by Day of Week

Sun	Total Log Time	Hours /Day	Logged Lites On	Normlzd Lites On per Day	Logged Occ	Normlzd Occ per Day
Peak	24.000	24.000	0.000	0.000	0.000	0.000
Off	0.000	0.000	0.000	0.000	0.000	0.000
Sh 1	0.000	0.000	0.000	0.000	0.000	0.000
Sh 2	0.000	0.000	0.000	0.000	0.000	0.000
Total	24.000	24.000	0.000	0.000	0.000	0.000

Tue	Total Log Time	Hours /Day	Logged Lites On	Normlzd Lites On per Day	Logged Occ	Normlzd Occ per Day
Peak	35.517	24.000	9.633	6.510	4.350	2.939
Off	0.000	0.000	0.000	0.000	0.000	0.000
Sh 1	0.000	0.000	0.000	0.000	0.000	0.000
Sh 2	0.000	0.000	0.000	0.000	0.000	0.000
Total	35.517	24.000	9.633	6.510	4.350	2.939

Thu	Total Log Time	Hours /Day	Logged Lites On	Normlzd Lites On per Day	Logged Occ	Normlzd Occ per Day
Peak	48.000	24.000	7.850	3.925	3.733	1.867
Off	0.000	0.000	0.000	0.000	0.000	0.000
Sh 1	0.000	0.000	0.000	0.000	0.000	0.000
Sh 2	0.000	0.000	0.000	0.000	0.000	0.000
Total	48.000	24.000	7.850	3.925	3.733	1.867


Sat	Total Log Time	Hours /Day	Logged Lites On	Normlzd Lites On per Day	Logged Occ	Normlzd Occ per Day
Peak	24.000	24.000	0.000	0.000	0.000	0.000
Off	0.000	0.000	0.000	0.000	0.000	0.000
Sh 1	0.000	0.000	0.000	0.000	0.000	0.000
Sh 2	0.000	0.000	0.000	0.000	0.000	0.000
Total	24.000	24.000	0.000	0.000	0.000	0.000

Mon	Total Log Time	Hours /Day	Logged Lites On	Normlzd Lites On per Day	Logged Occ	Normlzd Occ per Day
Peak	24.000	24.000	7.567	7.567	1.883	1.883
Off	0.000	0.000	0.000	0.000	0.000	0.000
Sh 1	0.000	0.000	0.000	0.000	0.000	0.000
Sh 2	0.000	0.000	0.000	0.000	0.000	0.000
Total	24.000	24.000	7.567	7.567	1.883	1.883

Wed	Total Log Time	Hours /Day	Logged Lites On	Normlzd Lites On per Day	Logged Occ	Normlzd Occ per Day
Peak	48.000	24.000	12.700	6.350	5.100	2.550
Off	0.000	0.000	0.000	0.000	0.000	0.000
Sh 1	0.000	0.000	0.000	0.000	0.000	0.000
Sh 2	0.000	0.000	0.000	0.000	0.000	0.000
Total	48.000	24.000	12.700	6.350	5.100	2.550

Fri	Total Log Time	Hours /Day	Logged Lites On	Normlzd Lites On per Day	Logged Occ	Normlzd Occ per Day
Peak	38.567	24.000	14.867	9.252	5.633	3.506
Off	0.000	0.000	0.000	0.000	0.000	0.000
Sh 1	0.000	0.000	0.000	0.000	0.000	0.000
Sh 2	0.000	0.000	0.000	0.000	0.000	0.000
Total	38.567	24.000	14.867	9.252	5.633	3.506

	Logged Totals			Normalized Totals		
	Lites On	Occupied	Logged	Lites On	Occupied	% Savings
Peak	52.617	20.700	242.083	36.515	14.365	60.7%
Off	0.000	0.000	0.000	0.000	0.000	0.0%
Sh 1	0.000	0.000	0.000	0.000	0.000	0.0%
Sh 2	0.000	0.000	0.000	0.000	0.000	0.0%
Total	52.617	20.700	242.083	36.515	14.365	60.7%



Normalized Data

	Sun		Mon		Tue		Wed		Thu		Fri		Sat	
	LO	Occ	LO	Occ	LO	Occ	LO	Occ	LO	Occ	LO	Occ	LO	Occ
Peak	0.000	0.000	7.567	1.883	6.510	2.939	6.350	2.550	3.925	1.867	9.252	3.506	0.000	0.000
Off Peak	0.000	0.000	0.000	0.000	0.000	0.000	0.000	0.000	0.000	0.000	0.000	0.000	0.000	0.000
Sh 1	0.000	0.000	0.000	0.000	0.000	0.000	0.000	0.000	0.000	0.000	0.000	0.000	0.000	0.000
Sh 2	0.000	0.000	0.000	0.000	0.000	0.000	0.000	0.000	0.000	0.000	0.000	0.000	0.000	0.000
Total	0.000	0.000	7.567	1.883	6.510	2.939	6.350	2.550	3.925	1.867	9.252	3.506	0.000	0.000

	Logged Totals			Normalized by Day	Normalized Weekly Totals		
	Lites On	Occupied	Logged		Lites On	Occupied	% Savings
Peak	52.617	20.700	242.083	^^ ^^	36.515	14.365	60.7%
Off Peak	0.000	0.000	0.000		0.000	0.000	0.0%
Sh 1	0.000	0.000	0.000		0.000	0.000	0.0%
Sh 2	0.000	0.000	0.000		0.000	0.000	0.0%
Total	52.617	20.700	242.083		36.515	14.365	60.7%

Storage Room

Area type: Storage. Logger: 48926. Time delay 10 minutes. Sample School District, Sample High School

Energy Analysis

Data by Day of Week

Sun	Total Log Time	Hours /Day	Logged Lites On	Normlzd Lites On per Day	Logged Occ	Normlzd Occ per Day
Peak	48.000	24.000	0.033	0.017	0.033	0.017
Off	0.000	0.000	0.000	0.000	0.000	0.000
Sh 1	0.000	0.000	0.000	0.000	0.000	0.000
Sh 2	0.000	0.000	0.000	0.000	0.000	0.000
Total	48.000	24.000	0.033	0.017	0.033	0.017

Tue	Total Log Time	Hours /Day	Logged Lites On	Normlzd Lites On per Day	Logged Occ	Normlzd Occ per Day
Peak	49.383	24.000	11.583	5.629	7.650	3.718
Off	0.000	0.000	0.000	0.000	0.000	0.000
Sh 1	0.000	0.000	0.000	0.000	0.000	0.000
Sh 2	0.000	0.000	0.000	0.000	0.000	0.000
Total	49.383	24.000	11.583	5.629	7.650	3.718

Thu	Total Log Time	Hours /Day	Logged Lites On	Normlzd Lites On per Day	Logged Occ	Normlzd Occ per Day
Peak	48.000	24.000	20.833	10.417	4.833	2.417
Off	0.000	0.000	0.000	0.000	0.000	0.000
Sh 1	0.000	0.000	0.000	0.000	0.000	0.000
Sh 2	0.000	0.000	0.000	0.000	0.000	0.000
Total	48.000	24.000	20.833	10.417	4.833	2.417

Sat	Total Log Time	Hours /Day	Logged Lites On	Normlzd Lites On per Day	Logged Occ	Normlzd Occ per Day
Peak	48.000	24.000	0.000	0.000	0.000	0.000
Off	0.000	0.000	0.000	0.000	0.000	0.000
Sh 1	0.000	0.000	0.000	0.000	0.000	0.000
Sh 2	0.000	0.000	0.000	0.000	0.000	0.000
Total	48.000	24.000	0.000	0.000	0.000	0.000

Mon	Total Log Time	Hours /Day	Logged Lites On	Normlzd Lites On per Day	Logged Occ	Normlzd Occ per Day
Peak	48.000	24.000	8.500	4.250	4.367	2.183
Off	0.000	0.000	0.000	0.000	0.000	0.000
Sh 1	0.000	0.000	0.000	0.000	0.000	0.000
Sh 2	0.000	0.000	0.000	0.000	0.000	0.000
Total	48.000	24.000	8.500	4.250	4.367	2.183

Wed	Total Log Time	Hours /Day	Logged Lites On	Normlzd Lites On per Day	Logged Occ	Normlzd Occ per Day
Peak	48.000	24.000	16.650	8.325	6.783	3.392
Off	0.000	0.000	0.000	0.000	0.000	0.000
Sh 1	0.000	0.000	0.000	0.000	0.000	0.000
Sh 2	0.000	0.000	0.000	0.000	0.000	0.000
Total	48.000	24.000	16.650	8.325	6.783	3.392

Fri	Total Log Time	Hours /Day	Logged Lites On	Normlzd Lites On per Day	Logged Occ	Normlzd Occ per Day
Peak	48.000	24.000	23.800	11.900	8.200	4.100
Off	0.000	0.000	0.000	0.000	0.000	0.000
Sh 1	0.000	0.000	0.000	0.000	0.000	0.000
Sh 2	0.000	0.000	0.000	0.000	0.000	0.000
Total	48.000	24.000	23.800	11.900	8.200	4.100

	Logged Totals			Normalized Totals			% Savings
	Lites On	Occupied	Logged	Lites On	Occupied		
Peak	81.400	31.867	337.383	40.533	15.868	60.9%	
Off Peak	0.000	0.000	0.000	0.000	0.000	0.0%	
Sh 1	0.000	0.000	0.000	0.000	0.000	0.0%	
Sh 2	0.000	0.000	0.000	0.000	0.000	0.0%	
Total	81.400	31.867	337.383	40.533	15.868	60.9%	

Normalized Data

	Sun		Mon		Tue		Wed		Thu		Fri		Sat	
	LO	Occ	LO	Occ	LO	Occ	LO	Occ	LO	Occ	LO	Occ	LO	Occ
Peak	0.017	0.017	4.250	2.183	5.629	3.718	8.325	3.392	10.417	2.417	11.900	4.100	0.000	0.000
Off Peak	0.000	0.000	0.000	0.000	0.000	0.000	0.000	0.000	0.000	0.000	0.000	0.000	0.000	0.000
Sh 1	0.000	0.000	0.000	0.000	0.000	0.000	0.000	0.000	0.000	0.000	0.000	0.000	0.000	0.000
Sh 2	0.000	0.000	0.000	0.000	0.000	0.000	0.000	0.000	0.000	0.000	0.000	0.000	0.000	0.000
Total	0.017	0.017	4.250	2.183	5.629	3.718	8.325	3.392	10.417	2.417	11.900	4.100	0.000	0.000

	Logged Totals			Normalized by Day	Normalized Weekly Totals		
	Lites On	Occupied	Logged		Lites On	Occupied	% Savings
Peak	81.400	31.867	337.383	^ ^ ^ ^	40.533	15.868	60.9%
Off Peak	0.000	0.000	0.000		0.000	0.000	0.0%
Sh 1	0.000	0.000	0.000		0.000	0.000	0.0%
Sh 2	0.000	0.000	0.000		0.000	0.000	0.0%
Total	81.400	31.867	337.383		40.533	15.868	60.9%

