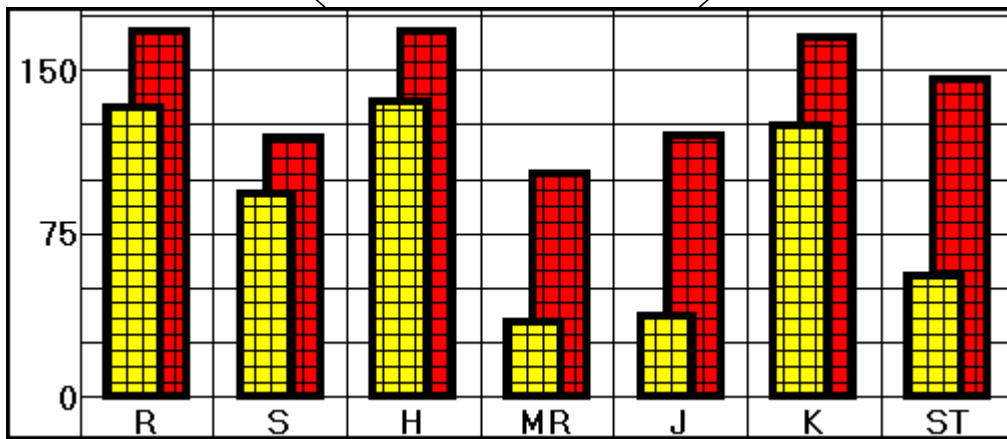


Area Type Averages

Sample Hotel-2, Sample Hotel-2

Area Type Averages			Normalized Weekly Lights On					Normalized Weekly Occupied						
Area Type	Qty	Watts	Peak	Off	Shldr 1	Shldr 2	Total	Peak	Off	Shldr 1	Shldr 2	Total	% sav	
Restroom	R	2	646	168.00	0.00	0.00	0.00	168.00	132.48	0.00	0.00	0.00	132.48	21.14%
Storage	S	1	356	119.07	0.00	0.00	0.00	119.07	93.05	0.00	0.00	0.00	93.05	21.85%
Hallway	H	1	376	167.99	0.00	0.00	0.00	167.99	135.57	0.00	0.00	0.00	135.57	19.30%
Mechanical Room /	MR	3	311	102.32	0.00	0.00	0.00	102.32	34.31	0.00	0.00	0.00	34.31	66.47%
Janitor Closet	J	5	59	119.87	0.00	0.00	0.00	119.87	36.69	0.00	0.00	0.00	36.69	69.39%
Kitchen	K	1	356	164.82	0.00	0.00	0.00	164.82	124.15	0.00	0.00	0.00	124.15	24.68%
Stock Room	ST	5	208	145.47	0.00	0.00	0.00	145.47	55.36	0.00	0.00	0.00	55.36	61.94%
Building Average			4648	142.73				142.73	86.03				86.03	39.73%



Hours per Week for each Area Type

Data Logger Detail for Sample Hotel-2, Sample Hotel-2 Page 1 of 1

All Loggers Listed			Hours Installed					Lights On					Occupied						
Logger	Room Location	Ty	Total	Peak	Off	Shldr 1	Shldr 2	Installed	Removed	Peak	Off	Shldr 1	Shldr 2	Total	Peak	Off	Shldr 1	Shldr 2	Total
23336	2D linen closet	J	417.02	417.02	0.00	0.00	0.00	3/02/05 3:00 PM	3/20/05 12:00 AM	417.02	0.00	0.00	0.00	417.02	64.05	0.00	0.00	0.00	64.05
23777	2J maid closet	J	416.97	416.97	0.00	0.00	0.00	3/02/05 3:03 PM	3/20/05 12:00 AM	20.80	0.00	0.00	0.00	20.80	1.20	0.00	0.00	0.00	1.20
23588	2L linen closet	J	416.98	416.98	0.00	0.00	0.00	3/02/05 3:02 PM	3/20/05 12:00 AM	215.93	0.00	0.00	0.00	215.93	54.13	0.00	0.00	0.00	54.13
23617	2nd fl. service elevator lobby	J	417.32	417.32	0.00	0.00	0.00	3/02/05 2:42 PM	3/20/05 12:00 AM	417.22	0.00	0.00	0.00	417.22	181.70	0.00	0.00	0.00	181.70
23768	4th fl. service elevator lobby	J	417.12	417.12	0.00	0.00	0.00	3/02/05 2:54 PM	3/20/05 12:00 AM	417.12	0.00	0.00	0.00	417.12	154.52	0.00	0.00	0.00	154.52
23591	annex maint shop	MR	409.37	409.37	0.00	0.00	0.00	3/02/05 12:00 PM	3/19/05 1:21 PM	272.85	0.00	0.00	0.00	272.85	159.33	0.00	0.00	0.00	159.33
23652	annex paint shop	MR	406.73	406.73	0.00	0.00	0.00	3/02/05 2:40 PM	3/19/05 1:23 PM	133.88	0.00	0.00	0.00	133.88	48.82	0.00	0.00	0.00	48.82
23516	annex wood shop	MR	406.68	406.68	0.00	0.00	0.00	3/02/05 2:40 PM	3/19/05 1:20 PM	338.17	0.00	0.00	0.00	338.17	42.07	0.00	0.00	0.00	42.07
23327	back corner of kitchen	S	407.60	407.60	0.00	0.00	0.00	3/02/05 2:45 PM	3/19/05 2:20 PM	288.88	0.00	0.00	0.00	288.88	225.77	0.00	0.00	0.00	225.77
23514	bake shop	K	407.58	407.58	0.00	0.00	0.00	3/02/05 2:47 PM	3/19/05 2:21 PM	399.87	0.00	0.00	0.00	399.87	301.20	0.00	0.00	0.00	301.20
23643	kitchen storeroom isle 1	ST	407.02	407.02	0.00	0.00	0.00	3/02/05 2:46 PM	3/19/05 1:46 PM	316.17	0.00	0.00	0.00	316.17	289.20	0.00	0.00	0.00	289.20
23599	kitchen storeroom isle 2	ST	407.03	407.03	0.00	0.00	0.00	3/02/05 2:44 PM	3/19/05 1:45 PM	316.12	0.00	0.00	0.00	316.12	139.62	0.00	0.00	0.00	139.62
23605	kitchen storeroom liquor cage	ST	407.05	407.05	0.00	0.00	0.00	3/02/05 2:43 PM	3/19/05 1:45 PM	315.98	0.00	0.00	0.00	315.98	45.92	0.00	0.00	0.00	45.92
23520	men's guest restroom	R	407.67	407.67	0.00	0.00	0.00	3/02/05 2:49 PM	3/19/05 2:28 PM	407.65	0.00	0.00	0.00	407.65	354.58	0.00	0.00	0.00	354.58
23616	side hall	H	407.57	407.57	0.00	0.00	0.00	3/02/05 2:48 PM	3/19/05 2:21 PM	407.55	0.00	0.00	0.00	407.55	328.88	0.00	0.00	0.00	328.88
23649	upper kitchen storeroom	ST	406.72	406.72	0.00	0.00	0.00	3/02/05 2:46 PM	3/19/05 1:28 PM	406.70	0.00	0.00	0.00	406.70	84.23	0.00	0.00	0.00	84.23
23547	upper kitchen storeroom	ST	406.72	406.72	0.00	0.00	0.00	3/02/05 2:46 PM	3/19/05 1:28 PM	406.70	0.00	0.00	0.00	406.70	111.57	0.00	0.00	0.00	111.57
23511	women's guest restroom	R	417.17	417.17	0.00	0.00	0.00	3/02/05 2:51 PM	3/20/05 12:00 AM	417.17	0.00	0.00	0.00	417.17	295.07	0.00	0.00	0.00	295.07

Normalized Data Logger Detail for Sample Hotel-2, Sample Hotel-2 Page 1 of 1

All Loggers Listed			Load	Normalized Weekly Hours of Use					Normalized Weekly Hours of Occupancy					
Logger	Room Location	Ty	Watts	Peak	Off	Shldr 1	Shldr 2	Total	Peak	Off	Shldr 1	Shldr 2	Total	% sav
23336	2D linen closet	J	160	168.00	0.00	0.00	0.00	168.00	25.80	0.00	0.00	0.00	25.80	84.64%
23777	2J maid closet	J	19	8.38	0.00	0.00	0.00	8.38	0.48	0.00	0.00	0.00	0.48	94.27%
23588	2L linen closet	J	80	87.00	0.00	0.00	0.00	87.00	21.81	0.00	0.00	0.00	21.81	74.93%
23617	2nd fl. service	J	19	167.96	0.00	0.00	0.00	167.96	73.15	0.00	0.00	0.00	73.15	56.45%
23768	4th fl. service	J	19	168.00	0.00	0.00	0.00	168.00	62.23	0.00	0.00	0.00	62.23	62.96%
23591	annex maint	MR	320	111.97	0.00	0.00	0.00	111.97	65.39	0.00	0.00	0.00	65.39	41.60%
23652	annex paint	MR	454	55.30	0.00	0.00	0.00	55.30	20.16	0.00	0.00	0.00	20.16	63.54%
23516	annex wood	MR	160	139.70	0.00	0.00	0.00	139.70	17.38	0.00	0.00	0.00	17.38	87.56%
23327	back corner of	S	356	119.07	0.00	0.00	0.00	119.07	93.05	0.00	0.00	0.00	93.05	21.85%
23514	bake shop	K	356	164.82	0.00	0.00	0.00	164.82	124.15	0.00	0.00	0.00	124.15	24.68%
23643	kitchen	ST	160	130.50	0.00	0.00	0.00	130.50	119.37	0.00	0.00	0.00	119.37	8.53%
23599	kitchen	ST	160	130.47	0.00	0.00	0.00	130.47	57.63	0.00	0.00	0.00	57.63	55.83%
23605	kitchen	ST	240	130.41	0.00	0.00	0.00	130.41	18.95	0.00	0.00	0.00	18.95	85.47%
23520	men's guest	R	388	167.99	0.00	0.00	0.00	167.99	146.12	0.00	0.00	0.00	146.12	13.02%
23616	side hall	H	376	167.99	0.00	0.00	0.00	167.99	135.57	0.00	0.00	0.00	135.57	19.30%
23649	upper kitchen	ST	240	167.99	0.00	0.00	0.00	167.99	34.79	0.00	0.00	0.00	34.79	79.29%
23547	upper kitchen	ST	240	167.99	0.00	0.00	0.00	167.99	46.08	0.00	0.00	0.00	46.08	72.57%
23511	women's guest	R	904	168.00	0.00	0.00	0.00	168.00	118.83	0.00	0.00	0.00	118.83	29.27%

Building Summary Totals for Sample Hotel-2, Sample Hotel-2 Page 1 of 1

Building Summary Totals				Lights On KWHR					Occupied KWHR				
Area Type		Qty	Watts	Peak	Off	Shldr 1	Shldr 2	Total	Peak	Off	Shldr 1	Shldr 2	Total
Restroom	R	2	1292	217	0	0	0	217	171	0	0	0	171
Storage	S	1	356	42	0	0	0	42	33	0	0	0	33
Hallway	H	1	376	63	0	0	0	63	51	0	0	0	51
Mechanical Room /	MR	3	933	95	0	0	0	95	32	0	0	0	32
Janitor Closet	J	5	295	35	0	0	0	35	11	0	0	0	11
Kitchen	K	1	356	59	0	0	0	59	44	0	0	0	44
Stock Room	ST	5	1040	151	0	0	0	151	58	0	0	0	58
Building Totals			4648	663			0	663	400			0	400

2D linen closet

Area type: Janitor Closet. Logger: 23336. Time delay 10 minutes. Sample Hotel-2, Sample Hotel-2

Energy Analysis

Data by Day of Week

	Total Log Time	Hours /Day	Logged Lites On	Normlzd Lites On per Day	Logged Occ	Normlzd Occ per Day
Sun						
Peak	48.000	24.000	48.000	24.000	9.250	4.625
Off	0.000	0.000	0.000	0.000	0.000	0.000
Sh 1	0.000	0.000	0.000	0.000	0.000	0.000
Sh 2	0.000	0.000	0.000	0.000	0.000	0.000
Total	48.000	24.000	48.000	24.000	9.250	4.625

	Total Log Time	Hours /Day	Logged Lites On	Normlzd Lites On per Day	Logged Occ	Normlzd Occ per Day
Tue						
Peak	48.000	24.000	48.000	24.000	6.200	3.100
Off	0.000	0.000	0.000	0.000	0.000	0.000
Sh 1	0.000	0.000	0.000	0.000	0.000	0.000
Sh 2	0.000	0.000	0.000	0.000	0.000	0.000
Total	48.000	24.000	48.000	24.000	6.200	3.100

	Total Log Time	Hours /Day	Logged Lites On	Normlzd Lites On per Day	Logged Occ	Normlzd Occ per Day
Thu						
Peak	72.000	24.000	72.000	24.000	12.983	4.328
Off	0.000	0.000	0.000	0.000	0.000	0.000
Sh 1	0.000	0.000	0.000	0.000	0.000	0.000
Sh 2	0.000	0.000	0.000	0.000	0.000	0.000
Total	72.000	24.000	72.000	24.000	12.983	4.328

	Total Log Time	Hours /Day	Logged Lites On	Normlzd Lites On per Day	Logged Occ	Normlzd Occ per Day
Sat						
Peak	72.000	24.000	72.000	24.000	9.317	3.106
Off	0.000	0.000	0.000	0.000	0.000	0.000
Sh 1	0.000	0.000	0.000	0.000	0.000	0.000
Sh 2	0.000	0.000	0.000	0.000	0.000	0.000
Total	72.000	24.000	72.000	24.000	9.317	3.106

	Total Log Time	Hours /Day	Logged Lites On	Normlzd Lites On per Day	Logged Occ	Normlzd Occ per Day
Mon						
Peak	48.000	24.000	48.000	24.000	7.283	3.642
Off	0.000	0.000	0.000	0.000	0.000	0.000
Sh 1	0.000	0.000	0.000	0.000	0.000	0.000
Sh 2	0.000	0.000	0.000	0.000	0.000	0.000
Total	48.000	24.000	48.000	24.000	7.283	3.642

	Total Log Time	Hours /Day	Logged Lites On	Normlzd Lites On per Day	Logged Occ	Normlzd Occ per Day
Wed						
Peak	57.017	24.000	57.017	24.000	9.517	4.006
Off	0.000	0.000	0.000	0.000	0.000	0.000
Sh 1	0.000	0.000	0.000	0.000	0.000	0.000
Sh 2	0.000	0.000	0.000	0.000	0.000	0.000
Total	57.017	24.000	57.017	24.000	9.517	4.006


	Total Log Time	Hours /Day	Logged Lites On	Normlzd Lites On per Day	Logged Occ	Normlzd Occ per Day
Fri						
Peak	72.000	24.000	72.000	24.000	9.500	3.167
Off	0.000	0.000	0.000	0.000	0.000	0.000
Sh 1	0.000	0.000	0.000	0.000	0.000	0.000
Sh 2	0.000	0.000	0.000	0.000	0.000	0.000
Total	72.000	24.000	72.000	24.000	9.500	3.167

	Logged Totals			Normalized Totals		
	Lites On	Occupied	Logged	Lites On	Occupied	% Savings
Peak	417.017	64.050	417.017	168.000	25.803	84.6%
Off Peak	0.000	0.000	0.000	0.000	0.000	0.0%
Sh 1	0.000	0.000	0.000	0.000	0.000	0.0%
Sh 2	0.000	0.000	0.000	0.000	0.000	0.0%
Total	417.017	64.050	417.017	168.000	25.803	84.6%

Normalized Data

	Sun		Mon		Tue		Wed		Thu		Fri		Sat	
	LO	Occ	LO	Occ	LO	Occ	LO	Occ	LO	Occ	LO	Occ	LO	Occ
Peak	24.000	4.625	24.000	3.642	24.000	3.100	24.000	4.006	24.000	4.328	24.000	3.167	24.000	3.106
Off Peak	0.000	0.000	0.000	0.000	0.000	0.000	0.000	0.000	0.000	0.000	0.000	0.000	0.000	0.000
Sh 1	0.000	0.000	0.000	0.000	0.000	0.000	0.000	0.000	0.000	0.000	0.000	0.000	0.000	0.000
Sh 2	0.000	0.000	0.000	0.000	0.000	0.000	0.000	0.000	0.000	0.000	0.000	0.000	0.000	0.000
Total	24.000	4.625	24.000	3.642	24.000	3.100	24.000	4.006	24.000	4.328	24.000	3.167	24.000	3.106

	Logged Totals			Normalized by Day	Normalized Weekly Totals		
	Lites On	Occupied	Logged		Lites On	Occupied	% Savings
Peak	417.017	64.050	417.017	^^ ^^	168.000	25.803	84.6%
Off Peak	0.000	0.000	0.000		0.000	0.000	0.0%
Sh 1	0.000	0.000	0.000		0.000	0.000	0.0%
Sh 2	0.000	0.000	0.000		0.000	0.000	0.0%
Total	417.017	64.050	417.017		168.000	25.803	84.6%



2J maid closet

Area type: Janitor Closet. Logger: 23777. Time delay 10 minutes. Sample Hotel-2, Sample Hotel-2

Energy Analysis

Data by Day of Week

Sun	Total Log Time	Hours /Day	Logged Lites On	Normlzd Lites On per Day	Logged Occ	Normlzd Occ per Day
Peak	48.000	24.000	0.000	0.000	0.000	0.000
Off	0.000	0.000	0.000	0.000	0.000	0.000
Sh 1	0.000	0.000	0.000	0.000	0.000	0.000
Sh 2	0.000	0.000	0.000	0.000	0.000	0.000
Total	48.000	24.000	0.000	0.000	0.000	0.000

Tue	Total Log Time	Hours /Day	Logged Lites On	Normlzd Lites On per Day	Logged Occ	Normlzd Occ per Day
Peak	48.000	24.000	0.000	0.000	0.000	0.000
Off	0.000	0.000	0.000	0.000	0.000	0.000
Sh 1	0.000	0.000	0.000	0.000	0.000	0.000
Sh 2	0.000	0.000	0.000	0.000	0.000	0.000
Total	48.000	24.000	0.000	0.000	0.000	0.000

Thu	Total Log Time	Hours /Day	Logged Lites On	Normlzd Lites On per Day	Logged Occ	Normlzd Occ per Day
Peak	72.000	24.000	11.833	3.944	0.033	0.011
Off	0.000	0.000	0.000	0.000	0.000	0.000
Sh 1	0.000	0.000	0.000	0.000	0.000	0.000
Sh 2	0.000	0.000	0.000	0.000	0.000	0.000
Total	72.000	24.000	11.833	3.944	0.033	0.011

Sat	Total Log Time	Hours /Day	Logged Lites On	Normlzd Lites On per Day	Logged Occ	Normlzd Occ per Day
Peak	72.000	24.000	0.000	0.000	0.000	0.000
Off	0.000	0.000	0.000	0.000	0.000	0.000
Sh 1	0.000	0.000	0.000	0.000	0.000	0.000
Sh 2	0.000	0.000	0.000	0.000	0.000	0.000
Total	72.000	24.000	0.000	0.000	0.000	0.000

Mon	Total Log Time	Hours /Day	Logged Lites On	Normlzd Lites On per Day	Logged Occ	Normlzd Occ per Day
Peak	48.000	24.000	0.000	0.000	0.000	0.000
Off	0.000	0.000	0.000	0.000	0.000	0.000
Sh 1	0.000	0.000	0.000	0.000	0.000	0.000
Sh 2	0.000	0.000	0.000	0.000	0.000	0.000
Total	48.000	24.000	0.000	0.000	0.000	0.000

Wed	Total Log Time	Hours /Day	Logged Lites On	Normlzd Lites On per Day	Logged Occ	Normlzd Occ per Day
Peak	56.967	24.000	8.967	3.778	1.167	0.492
Off	0.000	0.000	0.000	0.000	0.000	0.000
Sh 1	0.000	0.000	0.000	0.000	0.000	0.000
Sh 2	0.000	0.000	0.000	0.000	0.000	0.000
Total	56.967	24.000	8.967	3.778	1.167	0.492

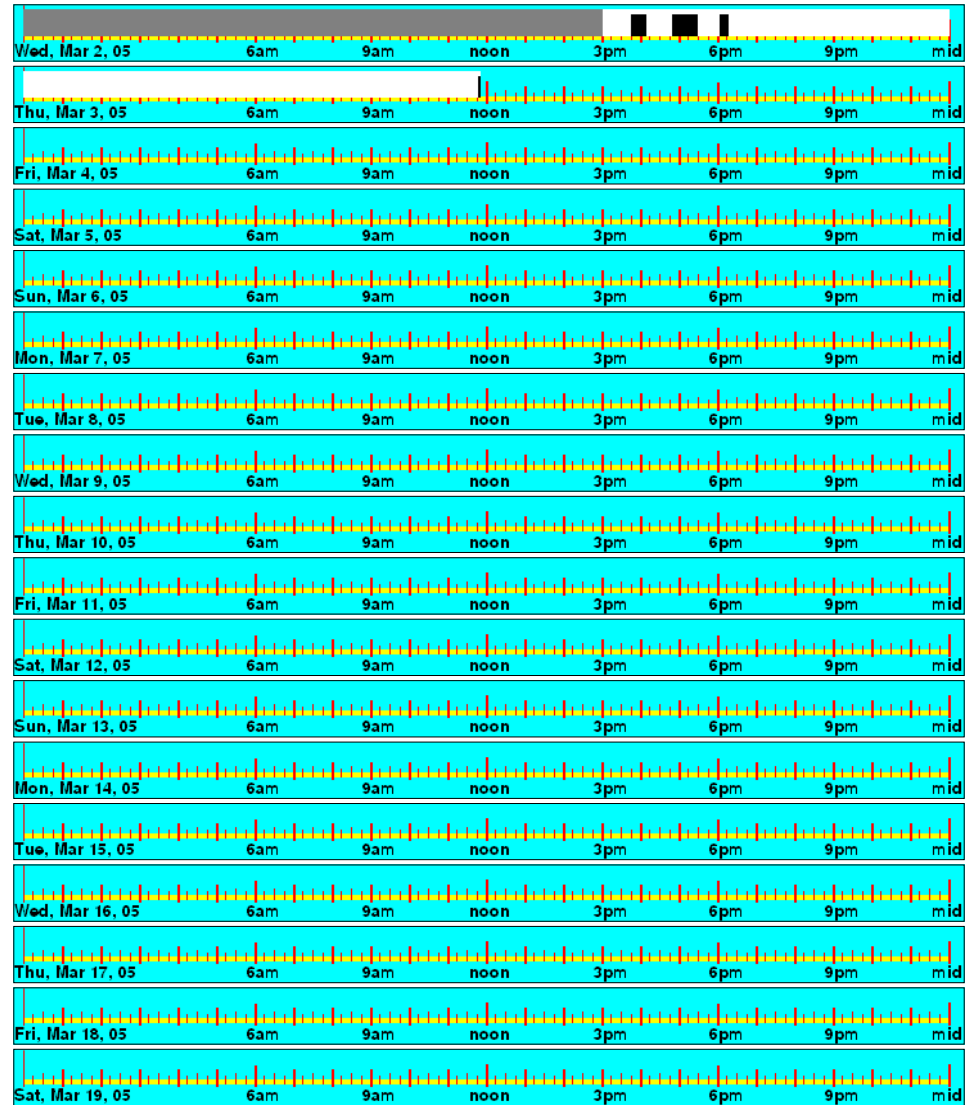
Fri	Total Log Time	Hours /Day	Logged Lites On	Normlzd Lites On per Day	Logged Occ	Normlzd Occ per Day
Peak	72.000	24.000	0.000	0.000	0.000	0.000
Off	0.000	0.000	0.000	0.000	0.000	0.000
Sh 1	0.000	0.000	0.000	0.000	0.000	0.000
Sh 2	0.000	0.000	0.000	0.000	0.000	0.000
Total	72.000	24.000	0.000	0.000	0.000	0.000

	Logged Totals			Normalized Totals		
	Lites On	Occupied	Logged	Lites On	Occupied	% Savings
Peak	20.800	1.200	416.967	8.381	0.483	94.2%
Off Peak	0.000	0.000	0.000	0.000	0.000	0.0%
Sh 1	0.000	0.000	0.000	0.000	0.000	0.0%
Sh 2	0.000	0.000	0.000	0.000	0.000	0.0%
Total	20.800	1.200	416.967	8.381	0.483	94.2%

Normalized Data

	Sun		Mon		Tue		Wed		Thu		Fri		Sat	
	LO	Occ	LO	Occ	LO	Occ	LO	Occ	LO	Occ	LO	Occ	LO	Occ
Peak	0.000	0.000	0.000	0.000	0.000	0.000	3.778	0.492	3.944	0.011	0.000	0.000	0.000	0.000
Off Peak	0.000	0.000	0.000	0.000	0.000	0.000	0.000	0.000	0.000	0.000	0.000	0.000	0.000	0.000
Sh 1	0.000	0.000	0.000	0.000	0.000	0.000	0.000	0.000	0.000	0.000	0.000	0.000	0.000	0.000
Sh 2	0.000	0.000	0.000	0.000	0.000	0.000	0.000	0.000	0.000	0.000	0.000	0.000	0.000	0.000
Total	0.000	0.000	0.000	0.000	0.000	0.000	3.778	0.492	3.944	0.011	0.000	0.000	0.000	0.000

	Logged Totals			Normalized by Day	Normalized Weekly Totals		
	Lites On	Occupied	Logged		Lites On	Occupied	% Savings
Peak	20.800	1.200	416.967	^^ ^^	8.381	0.483	94.2%
Off Peak	0.000	0.000	0.000		0.000	0.000	0.0%
Sh 1	0.000	0.000	0.000		0.000	0.000	0.0%
Sh 2	0.000	0.000	0.000		0.000	0.000	0.0%
Total	20.800	1.200	416.967	8.381	0.483	94.2%	



2L linen closet

Area type: Janitor Closet. Logger: 23588. Time delay 10 minutes. Sample Hotel-2, Sample Hotel-2

Energy Analysis

Data by Day of Week

Sun	Total Log Time	Hours /Day	Logged Lites On	Normlzd Lites On per Day	Logged Occ	Normlzd Occ per Day
Peak	48.000	24.000	32.233	16.117	8.350	4.175
Off	0.000	0.000	0.000	0.000	0.000	0.000
Sh 1	0.000	0.000	0.000	0.000	0.000	0.000
Sh 2	0.000	0.000	0.000	0.000	0.000	0.000
Total	48.000	24.000	32.233	16.117	8.350	4.175

Tue	Total Log Time	Hours /Day	Logged Lites On	Normlzd Lites On per Day	Logged Occ	Normlzd Occ per Day
Peak	48.000	24.000	23.583	11.792	6.450	3.225
Off	0.000	0.000	0.000	0.000	0.000	0.000
Sh 1	0.000	0.000	0.000	0.000	0.000	0.000
Sh 2	0.000	0.000	0.000	0.000	0.000	0.000
Total	48.000	24.000	23.583	11.792	6.450	3.225

Thu	Total Log Time	Hours /Day	Logged Lites On	Normlzd Lites On per Day	Logged Occ	Normlzd Occ per Day
Peak	72.000	24.000	26.333	8.778	7.867	2.622
Off	0.000	0.000	0.000	0.000	0.000	0.000
Sh 1	0.000	0.000	0.000	0.000	0.000	0.000
Sh 2	0.000	0.000	0.000	0.000	0.000	0.000
Total	72.000	24.000	26.333	8.778	7.867	2.622

Sat	Total Log Time	Hours /Day	Logged Lites On	Normlzd Lites On per Day	Logged Occ	Normlzd Occ per Day
Peak	72.000	24.000	36.233	12.078	11.283	3.761
Off	0.000	0.000	0.000	0.000	0.000	0.000
Sh 1	0.000	0.000	0.000	0.000	0.000	0.000
Sh 2	0.000	0.000	0.000	0.000	0.000	0.000
Total	72.000	24.000	36.233	12.078	11.283	3.761

Mon	Total Log Time	Hours /Day	Logged Lites On	Normlzd Lites On per Day	Logged Occ	Normlzd Occ per Day
Peak	48.000	24.000	28.833	14.417	3.350	1.675
Off	0.000	0.000	0.000	0.000	0.000	0.000
Sh 1	0.000	0.000	0.000	0.000	0.000	0.000
Sh 2	0.000	0.000	0.000	0.000	0.000	0.000
Total	48.000	24.000	28.833	14.417	3.350	1.675

Wed	Total Log Time	Hours /Day	Logged Lites On	Normlzd Lites On per Day	Logged Occ	Normlzd Occ per Day
Peak	56.983	24.000	24.983	10.522	6.233	2.625
Off	0.000	0.000	0.000	0.000	0.000	0.000
Sh 1	0.000	0.000	0.000	0.000	0.000	0.000
Sh 2	0.000	0.000	0.000	0.000	0.000	0.000
Total	56.983	24.000	24.983	10.522	6.233	2.625


Fri	Total Log Time	Hours /Day	Logged Lites On	Normlzd Lites On per Day	Logged Occ	Normlzd Occ per Day
Peak	72.000	24.000	43.733	14.578	10.600	3.533
Off	0.000	0.000	0.000	0.000	0.000	0.000
Sh 1	0.000	0.000	0.000	0.000	0.000	0.000
Sh 2	0.000	0.000	0.000	0.000	0.000	0.000
Total	72.000	24.000	43.733	14.578	10.600	3.533

	Logged Totals			Normalized Totals		
	Lites On	Occupied	Logged	Lites On	Occupied	% Savings
Peak	215.933	54.133	416.983	86.998	21.810	74.9%
Off	0.000	0.000	0.000	0.000	0.000	0.0%
Sh 1	0.000	0.000	0.000	0.000	0.000	0.0%
Sh 2	0.000	0.000	0.000	0.000	0.000	0.0%
Total	215.933	54.133	416.983	86.998	21.810	74.9%

Normalized Data

	Sun		Mon		Tue		Wed		Thu		Fri		Sat	
	LO	Occ	LO	Occ	LO	Occ	LO	Occ	LO	Occ	LO	Occ	LO	Occ
Peak	16.117	4.175	14.417	1.675	11.792	3.225	10.522	2.625	8.778	2.622	14.578	3.533	12.078	3.761
Off Peak	0.000	0.000	0.000	0.000	0.000	0.000	0.000	0.000	0.000	0.000	0.000	0.000	0.000	0.000
Sh 1	0.000	0.000	0.000	0.000	0.000	0.000	0.000	0.000	0.000	0.000	0.000	0.000	0.000	0.000
Sh 2	0.000	0.000	0.000	0.000	0.000	0.000	0.000	0.000	0.000	0.000	0.000	0.000	0.000	0.000
Total	16.117	4.175	14.417	1.675	11.792	3.225	10.522	2.625	8.778	2.622	14.578	3.533	12.078	3.761

	Logged Totals			Normalized by Day	Normalized Weekly Totals		
	Lites On	Occupied	Logged		Lites On	Occupied	% Savings
Peak	215.933	54.133	416.983	^^ ^^	86.998	21.810	74.9%
Off Peak	0.000	0.000	0.000		0.000	0.000	0.0%
Sh 1	0.000	0.000	0.000		0.000	0.000	0.0%
Sh 2	0.000	0.000	0.000		0.000	0.000	0.0%
Total	215.933	54.133	416.983		86.998	21.810	74.9%



2nd fl. service elevator lobby

Area type: Janitor Closet. Logger: 23617. Time delay 10 minutes. Sample Hotel-2, Sample Hotel-2

Energy Analysis

Data by Day of Week

	Total Log Time	Hours /Day	Logged Lites On	Normlzd Lites On per Day	Logged Occ	Normlzd Occ per Day
Sun						
Peak	48.000	24.000	48.000	24.000	23.500	11.750
Off	0.000	0.000	0.000	0.000	0.000	0.000
Sh 1	0.000	0.000	0.000	0.000	0.000	0.000
Sh 2	0.000	0.000	0.000	0.000	0.000	0.000
Total	48.000	24.000	48.000	24.000	23.500	11.750

	Total Log Time	Hours /Day	Logged Lites On	Normlzd Lites On per Day	Logged Occ	Normlzd Occ per Day
Tue						
Peak	48.000	24.000	48.000	24.000	19.533	9.767
Off	0.000	0.000	0.000	0.000	0.000	0.000
Sh 1	0.000	0.000	0.000	0.000	0.000	0.000
Sh 2	0.000	0.000	0.000	0.000	0.000	0.000
Total	48.000	24.000	48.000	24.000	19.533	9.767

	Total Log Time	Hours /Day	Logged Lites On	Normlzd Lites On per Day	Logged Occ	Normlzd Occ per Day
Thu						
Peak	72.000	24.000	72.000	24.000	29.367	9.789
Off	0.000	0.000	0.000	0.000	0.000	0.000
Sh 1	0.000	0.000	0.000	0.000	0.000	0.000
Sh 2	0.000	0.000	0.000	0.000	0.000	0.000
Total	72.000	24.000	72.000	24.000	29.367	9.789

	Total Log Time	Hours /Day	Logged Lites On	Normlzd Lites On per Day	Logged Occ	Normlzd Occ per Day
Sat						
Peak	72.000	24.000	72.000	24.000	31.617	10.539
Off	0.000	0.000	0.000	0.000	0.000	0.000
Sh 1	0.000	0.000	0.000	0.000	0.000	0.000
Sh 2	0.000	0.000	0.000	0.000	0.000	0.000
Total	72.000	24.000	72.000	24.000	31.617	10.539

	Total Log Time	Hours /Day	Logged Lites On	Normlzd Lites On per Day	Logged Occ	Normlzd Occ per Day
Mon						
Peak	48.000	24.000	48.000	24.000	17.933	8.967
Off	0.000	0.000	0.000	0.000	0.000	0.000
Sh 1	0.000	0.000	0.000	0.000	0.000	0.000
Sh 2	0.000	0.000	0.000	0.000	0.000	0.000
Total	48.000	24.000	48.000	24.000	17.933	8.967

	Total Log Time	Hours /Day	Logged Lites On	Normlzd Lites On per Day	Logged Occ	Normlzd Occ per Day
Wed						
Peak	57.317	24.000	57.217	23.958	26.833	11.236
Off	0.000	0.000	0.000	0.000	0.000	0.000
Sh 1	0.000	0.000	0.000	0.000	0.000	0.000
Sh 2	0.000	0.000	0.000	0.000	0.000	0.000
Total	57.317	24.000	57.217	23.958	26.833	11.236


	Total Log Time	Hours /Day	Logged Lites On	Normlzd Lites On per Day	Logged Occ	Normlzd Occ per Day
Fri						
Peak	72.000	24.000	72.000	24.000	32.917	10.972
Off	0.000	0.000	0.000	0.000	0.000	0.000
Sh 1	0.000	0.000	0.000	0.000	0.000	0.000
Sh 2	0.000	0.000	0.000	0.000	0.000	0.000
Total	72.000	24.000	72.000	24.000	32.917	10.972

	Logged Totals			Normalized Totals		
	Lites On	Occupied	Logged	Lites On	Occupied	% Savings
Peak	417.217	181.700	417.317	167.960	73.147	56.4%
Off	0.000	0.000	0.000	0.000	0.000	0.0%
Sh 1	0.000	0.000	0.000	0.000	0.000	0.0%
Sh 2	0.000	0.000	0.000	0.000	0.000	0.0%
Total	417.217	181.700	417.317	167.960	73.147	56.4%

Normalized Data

	Sun		Mon		Tue		Wed		Thu		Fri		Sat	
	LO	Occ	LO	Occ	LO	Occ	LO	Occ	LO	Occ	LO	Occ	LO	Occ
Peak	24.000	11.750	24.000	8.967	24.000	9.767	23.958	11.236	24.000	9.789	24.000	10.972	24.000	10.539
Off Peak	0.000	0.000	0.000	0.000	0.000	0.000	0.000	0.000	0.000	0.000	0.000	0.000	0.000	0.000
Sh 1	0.000	0.000	0.000	0.000	0.000	0.000	0.000	0.000	0.000	0.000	0.000	0.000	0.000	0.000
Sh 2	0.000	0.000	0.000	0.000	0.000	0.000	0.000	0.000	0.000	0.000	0.000	0.000	0.000	0.000
Total	24.000	11.750	24.000	8.967	24.000	9.767	23.958	11.236	24.000	9.789	24.000	10.972	24.000	10.539

	Logged Totals			Normalized by Day	Normalized Weekly Totals		
	Lites On	Occupied	Logged		Lites On	Occupied	% Savings
Peak	417.217	181.700	417.317	^^ ^^	167.960	73.147	56.4%
Off Peak	0.000	0.000	0.000		0.000	0.000	0.0%
Sh 1	0.000	0.000	0.000		0.000	0.000	0.0%
Sh 2	0.000	0.000	0.000		0.000	0.000	0.0%
Total	417.217	181.700	417.317		167.960	73.147	56.4%



4th fl. service elevator lobby

Area type: Janitor Closet. Logger: 23768. Time delay 10 minutes. Sample Hotel-2, Sample Hotel-2

Energy Analysis

Data by Day of Week

Sun	Total Log Time	Hours /Day	Logged Lites On	Normlzd Lites On per Day	Logged Occ	Normlzd Occ per Day
Peak	48.000	24.000	48.000	24.000	19.983	9.992
Off	0.000	0.000	0.000	0.000	0.000	0.000
Sh 1	0.000	0.000	0.000	0.000	0.000	0.000
Sh 2	0.000	0.000	0.000	0.000	0.000	0.000
Total	48.000	24.000	48.000	24.000	19.983	9.992

Tue	Total Log Time	Hours /Day	Logged Lites On	Normlzd Lites On per Day	Logged Occ	Normlzd Occ per Day
Peak	48.000	24.000	48.000	24.000	20.467	10.233
Off	0.000	0.000	0.000	0.000	0.000	0.000
Sh 1	0.000	0.000	0.000	0.000	0.000	0.000
Sh 2	0.000	0.000	0.000	0.000	0.000	0.000
Total	48.000	24.000	48.000	24.000	20.467	10.233

Thu	Total Log Time	Hours /Day	Logged Lites On	Normlzd Lites On per Day	Logged Occ	Normlzd Occ per Day
Peak	72.000	24.000	72.000	24.000	24.350	8.117
Off	0.000	0.000	0.000	0.000	0.000	0.000
Sh 1	0.000	0.000	0.000	0.000	0.000	0.000
Sh 2	0.000	0.000	0.000	0.000	0.000	0.000
Total	72.000	24.000	72.000	24.000	24.350	8.117

Sat	Total Log Time	Hours /Day	Logged Lites On	Normlzd Lites On per Day	Logged Occ	Normlzd Occ per Day
Peak	72.000	24.000	72.000	24.000	22.333	7.444
Off	0.000	0.000	0.000	0.000	0.000	0.000
Sh 1	0.000	0.000	0.000	0.000	0.000	0.000
Sh 2	0.000	0.000	0.000	0.000	0.000	0.000
Total	72.000	24.000	72.000	24.000	22.333	7.444

Mon	Total Log Time	Hours /Day	Logged Lites On	Normlzd Lites On per Day	Logged Occ	Normlzd Occ per Day
Peak	48.000	24.000	48.000	24.000	18.983	9.492
Off	0.000	0.000	0.000	0.000	0.000	0.000
Sh 1	0.000	0.000	0.000	0.000	0.000	0.000
Sh 2	0.000	0.000	0.000	0.000	0.000	0.000
Total	48.000	24.000	48.000	24.000	18.983	9.492

Wed	Total Log Time	Hours /Day	Logged Lites On	Normlzd Lites On per Day	Logged Occ	Normlzd Occ per Day
Peak	57.117	24.000	57.117	24.000	22.100	9.286
Off	0.000	0.000	0.000	0.000	0.000	0.000
Sh 1	0.000	0.000	0.000	0.000	0.000	0.000
Sh 2	0.000	0.000	0.000	0.000	0.000	0.000
Total	57.117	24.000	57.117	24.000	22.100	9.286


Fri	Total Log Time	Hours /Day	Logged Lites On	Normlzd Lites On per Day	Logged Occ	Normlzd Occ per Day
Peak	72.000	24.000	72.000	24.000	26.300	8.767
Off	0.000	0.000	0.000	0.000	0.000	0.000
Sh 1	0.000	0.000	0.000	0.000	0.000	0.000
Sh 2	0.000	0.000	0.000	0.000	0.000	0.000
Total	72.000	24.000	72.000	24.000	26.300	8.767

	Logged Totals			Normalized Totals		
	Lites On	Occupied	Logged	Lites On	Occupied	% Savings
Peak	417.117	154.517	417.117	168.000	62.234	63.0%
Off Peak	0.000	0.000	0.000	0.000	0.000	0.0%
Sh 1	0.000	0.000	0.000	0.000	0.000	0.0%
Sh 2	0.000	0.000	0.000	0.000	0.000	0.0%
Total	417.117	154.517	417.117	168.000	62.234	63.0%

Normalized Data

	Sun		Mon		Tue		Wed		Thu		Fri		Sat	
	LO	Occ	LO	Occ	LO	Occ	LO	Occ	LO	Occ	LO	Occ	LO	Occ
Peak	24.000	9.992	24.000	9.492	24.000	10.233	24.000	9.286	24.000	8.117	24.000	8.767	24.000	7.444
Off Peak	0.000	0.000	0.000	0.000	0.000	0.000	0.000	0.000	0.000	0.000	0.000	0.000	0.000	0.000
Sh 1	0.000	0.000	0.000	0.000	0.000	0.000	0.000	0.000	0.000	0.000	0.000	0.000	0.000	0.000
Sh 2	0.000	0.000	0.000	0.000	0.000	0.000	0.000	0.000	0.000	0.000	0.000	0.000	0.000	0.000
Total	24.000	9.992	24.000	9.492	24.000	10.233	24.000	9.286	24.000	8.117	24.000	8.767	24.000	7.444

	Logged Totals			Normalized by Day	Normalized Weekly Totals		
	Lites On	Occupied	Logged		Lites On	Occupied	% Savings
Peak	417.117	154.517	417.117	^^ ^^	168.000	62.234	63.0%
Off Peak	0.000	0.000	0.000		0.000	0.000	0.0%
Sh 1	0.000	0.000	0.000		0.000	0.000	0.0%
Sh 2	0.000	0.000	0.000		0.000	0.000	0.0%
Total	417.117	154.517	417.117		168.000	62.234	63.0%



annex maint shop

Area type: Mechanical Room / Storage. Logger: 23591. Time delay 10 minutes. Sample Hotel-2, Sample Hotel-2

Energy Analysis Data by Day of Week

Sun	Total Log Time	Hours /Day	Logged Lites On	Normlzd Lites On per Day	Logged Occ	Normlzd Occ per Day
Peak	48.000	24.000	37.600	18.800	20.233	10.117
Off	0.000	0.000	0.000	0.000	0.000	0.000
Sh 1	0.000	0.000	0.000	0.000	0.000	0.000
Sh 2	0.000	0.000	0.000	0.000	0.000	0.000
Total	48.000	24.000	37.600	18.800	20.233	10.117

Tue	Total Log Time	Hours /Day	Logged Lites On	Normlzd Lites On per Day	Logged Occ	Normlzd Occ per Day
Peak	48.000	24.000	25.933	12.967	21.433	10.717
Off	0.000	0.000	0.000	0.000	0.000	0.000
Sh 1	0.000	0.000	0.000	0.000	0.000	0.000
Sh 2	0.000	0.000	0.000	0.000	0.000	0.000
Total	48.000	24.000	25.933	12.967	21.433	10.717

Thu	Total Log Time	Hours /Day	Logged Lites On	Normlzd Lites On per Day	Logged Occ	Normlzd Occ per Day
Peak	72.000	24.000	53.700	17.900	22.950	7.650
Off	0.000	0.000	0.000	0.000	0.000	0.000
Sh 1	0.000	0.000	0.000	0.000	0.000	0.000
Sh 2	0.000	0.000	0.000	0.000	0.000	0.000
Total	72.000	24.000	53.700	17.900	22.950	7.650

Sat	Total Log Time	Hours /Day	Logged Lites On	Normlzd Lites On per Day	Logged Occ	Normlzd Occ per Day
Peak	61.350	24.000	41.450	16.215	25.117	9.826
Off	0.000	0.000	0.000	0.000	0.000	0.000
Sh 1	0.000	0.000	0.000	0.000	0.000	0.000
Sh 2	0.000	0.000	0.000	0.000	0.000	0.000
Total	61.350	24.000	41.450	16.215	25.117	9.826

Mon	Total Log Time	Hours /Day	Logged Lites On	Normlzd Lites On per Day	Logged Occ	Normlzd Occ per Day
Peak	48.000	24.000	26.917	13.458	18.933	9.467
Off	0.000	0.000	0.000	0.000	0.000	0.000
Sh 1	0.000	0.000	0.000	0.000	0.000	0.000
Sh 2	0.000	0.000	0.000	0.000	0.000	0.000
Total	48.000	24.000	26.917	13.458	18.933	9.467

Wed	Total Log Time	Hours /Day	Logged Lites On	Normlzd Lites On per Day	Logged Occ	Normlzd Occ per Day
Peak	60.017	24.000	38.333	15.329	31.967	12.783
Off	0.000	0.000	0.000	0.000	0.000	0.000
Sh 1	0.000	0.000	0.000	0.000	0.000	0.000
Sh 2	0.000	0.000	0.000	0.000	0.000	0.000
Total	60.017	24.000	38.333	15.329	31.967	12.783


Fri	Total Log Time	Hours /Day	Logged Lites On	Normlzd Lites On per Day	Logged Occ	Normlzd Occ per Day
Peak	72.000	24.000	48.917	16.306	18.700	6.233
Off	0.000	0.000	0.000	0.000	0.000	0.000
Sh 1	0.000	0.000	0.000	0.000	0.000	0.000
Sh 2	0.000	0.000	0.000	0.000	0.000	0.000
Total	72.000	24.000	48.917	16.306	18.700	6.233

Peak	Logged Totals			Normalized Totals		
	Lites On	Occupied	Logged	Lites On	Occupied	% Savings
Peak	272.850	159.333	409.367	111.975	65.389	41.6%
Off Peak	0.000	0.000	0.000	0.000	0.000	0.0%
Sh 1	0.000	0.000	0.000	0.000	0.000	0.0%
Sh 2	0.000	0.000	0.000	0.000	0.000	0.0%
Total	272.850	159.333	409.367	111.975	65.389	41.6%

Normalized Data

	Sun		Mon		Tue		Wed		Thu		Fri		Sat	
	LO	Occ	LO	Occ	LO	Occ	LO	Occ	LO	Occ	LO	Occ	LO	Occ
Peak	18.800	10.117	13.458	9.467	12.967	10.717	15.329	12.783	17.900	7.650	16.306	6.233	16.215	9.826
Off Peak	0.000	0.000	0.000	0.000	0.000	0.000	0.000	0.000	0.000	0.000	0.000	0.000	0.000	0.000
Sh 1	0.000	0.000	0.000	0.000	0.000	0.000	0.000	0.000	0.000	0.000	0.000	0.000	0.000	0.000
Sh 2	0.000	0.000	0.000	0.000	0.000	0.000	0.000	0.000	0.000	0.000	0.000	0.000	0.000	0.000
Total	18.800	10.117	13.458	9.467	12.967	10.717	15.329	12.783	17.900	7.650	16.306	6.233	16.215	9.826

	Logged Totals			Normalized by Day	Normalized Weekly Totals		
	Lites On	Occupied	Logged		Lites On	Occupied	% Savings
Peak	272.850	159.333	409.367	^^ ^^	111.975	65.389	41.6%
Off Peak	0.000	0.000	0.000		0.000	0.000	0.0%
Sh 1	0.000	0.000	0.000		0.000	0.000	0.0%
Sh 2	0.000	0.000	0.000		0.000	0.000	0.0%
Total	272.850	159.333	409.367		111.975	65.389	41.6%



annex paint shop

Area type: Mechanical Room / Storage. Logger: 23652. Time delay 10 minutes. Sample Hotel-2, Sample Hotel-2

Energy Analysis Data by Day of Week

Sun	Total Log Time	Hours /Day	Logged Lites On	Normlzd Lites On per Day	Logged Occ	Normlzd Occ per Day
Peak	48.000	24.000	21.767	10.883	8.867	4.433
Off	0.000	0.000	0.000	0.000	0.000	0.000
Sh 1	0.000	0.000	0.000	0.000	0.000	0.000
Sh 2	0.000	0.000	0.000	0.000	0.000	0.000
Total	48.000	24.000	21.767	10.883	8.867	4.433

Tue	Total Log Time	Hours /Day	Logged Lites On	Normlzd Lites On per Day	Logged Occ	Normlzd Occ per Day
Peak	48.000	24.000	0.967	0.483	0.967	0.483
Off	0.000	0.000	0.000	0.000	0.000	0.000
Sh 1	0.000	0.000	0.000	0.000	0.000	0.000
Sh 2	0.000	0.000	0.000	0.000	0.000	0.000
Total	48.000	24.000	0.967	0.483	0.967	0.483

Thu	Total Log Time	Hours /Day	Logged Lites On	Normlzd Lites On per Day	Logged Occ	Normlzd Occ per Day
Peak	72.000	24.000	25.950	8.650	9.567	3.189
Off	0.000	0.000	0.000	0.000	0.000	0.000
Sh 1	0.000	0.000	0.000	0.000	0.000	0.000
Sh 2	0.000	0.000	0.000	0.000	0.000	0.000
Total	72.000	24.000	25.950	8.650	9.567	3.189

Sat	Total Log Time	Hours /Day	Logged Lites On	Normlzd Lites On per Day	Logged Occ	Normlzd Occ per Day
Peak	61.383	24.000	21.183	8.282	7.883	3.082
Off	0.000	0.000	0.000	0.000	0.000	0.000
Sh 1	0.000	0.000	0.000	0.000	0.000	0.000
Sh 2	0.000	0.000	0.000	0.000	0.000	0.000
Total	61.383	24.000	21.183	8.282	7.883	3.082

Mon	Total Log Time	Hours /Day	Logged Lites On	Normlzd Lites On per Day	Logged Occ	Normlzd Occ per Day
Peak	48.000	24.000	19.650	9.825	7.967	3.983
Off	0.000	0.000	0.000	0.000	0.000	0.000
Sh 1	0.000	0.000	0.000	0.000	0.000	0.000
Sh 2	0.000	0.000	0.000	0.000	0.000	0.000
Total	48.000	24.000	19.650	9.825	7.967	3.983

Wed	Total Log Time	Hours /Day	Logged Lites On	Normlzd Lites On per Day	Logged Occ	Normlzd Occ per Day
Peak	57.350	24.000	11.933	4.994	1.300	0.544
Off	0.000	0.000	0.000	0.000	0.000	0.000
Sh 1	0.000	0.000	0.000	0.000	0.000	0.000
Sh 2	0.000	0.000	0.000	0.000	0.000	0.000
Total	57.350	24.000	11.933	4.994	1.300	0.544


Fri	Total Log Time	Hours /Day	Logged Lites On	Normlzd Lites On per Day	Logged Occ	Normlzd Occ per Day
Peak	72.000	24.000	32.433	10.811	12.267	4.089
Off	0.000	0.000	0.000	0.000	0.000	0.000
Sh 1	0.000	0.000	0.000	0.000	0.000	0.000
Sh 2	0.000	0.000	0.000	0.000	0.000	0.000
Total	72.000	24.000	32.433	10.811	12.267	4.089

	Logged Totals			Normalized Totals		
	Lites On	Occupied	Logged	Lites On	Occupied	% Savings
Peak	133.883	48.817	406.733	55.300	20.164	63.5%
Off Peak	0.000	0.000	0.000	0.000	0.000	0.0%
Sh 1	0.000	0.000	0.000	0.000	0.000	0.0%
Sh 2	0.000	0.000	0.000	0.000	0.000	0.0%
Total	133.883	48.817	406.733	55.300	20.164	63.5%

Normalized Data

	Sun		Mon		Tue		Wed		Thu		Fri		Sat	
	LO	Occ	LO	Occ	LO	Occ	LO	Occ	LO	Occ	LO	Occ	LO	Occ
Peak	10.883	4.433	9.825	3.983	0.483	0.483	4.994	0.544	8.650	3.189	10.811	4.089	8.282	3.082
Off Peak	0.000	0.000	0.000	0.000	0.000	0.000	0.000	0.000	0.000	0.000	0.000	0.000	0.000	0.000
Sh 1	0.000	0.000	0.000	0.000	0.000	0.000	0.000	0.000	0.000	0.000	0.000	0.000	0.000	0.000
Sh 2	0.000	0.000	0.000	0.000	0.000	0.000	0.000	0.000	0.000	0.000	0.000	0.000	0.000	0.000
Total	10.883	4.433	9.825	3.983	0.483	0.483	4.994	0.544	8.650	3.189	10.811	4.089	8.282	3.082

	Logged Totals			Normalized by Day	Normalized Weekly Totals		
	Lites On	Occupied	Logged		Lites On	Occupied	% Savings
Peak	133.883	48.817	406.733	^^ ^^	55.300	20.164	63.5%
Off Peak	0.000	0.000	0.000		0.000	0.000	0.0%
Sh 1	0.000	0.000	0.000		0.000	0.000	0.0%
Sh 2	0.000	0.000	0.000		0.000	0.000	0.0%
Total	133.883	48.817	406.733		55.300	20.164	63.5%



annex wood shop

Area type: Mechanical Room / Storage. Logger: 23516. Time delay 10 minutes. Sample Hotel-2, Sample Hotel-2

Energy Analysis Data by Day of Week

Sun	Total Log Time	Hours /Day	Logged Lites On	Normlzd Lites On per Day	Logged Occ	Normlzd Occ per Day
Peak	48.000	24.000	43.100	21.550	6.400	3.200
Off	0.000	0.000	0.000	0.000	0.000	0.000
Sh 1	0.000	0.000	0.000	0.000	0.000	0.000
Sh 2	0.000	0.000	0.000	0.000	0.000	0.000
Total	48.000	24.000	43.100	21.550	6.400	3.200

Tue	Total Log Time	Hours /Day	Logged Lites On	Normlzd Lites On per Day	Logged Occ	Normlzd Occ per Day
Peak	48.000	24.000	32.233	16.117	8.167	4.083
Off	0.000	0.000	0.000	0.000	0.000	0.000
Sh 1	0.000	0.000	0.000	0.000	0.000	0.000
Sh 2	0.000	0.000	0.000	0.000	0.000	0.000
Total	48.000	24.000	32.233	16.117	8.167	4.083

Thu	Total Log Time	Hours /Day	Logged Lites On	Normlzd Lites On per Day	Logged Occ	Normlzd Occ per Day
Peak	72.000	24.000	62.100	20.700	5.350	1.783
Off	0.000	0.000	0.000	0.000	0.000	0.000
Sh 1	0.000	0.000	0.000	0.000	0.000	0.000
Sh 2	0.000	0.000	0.000	0.000	0.000	0.000
Total	72.000	24.000	62.100	20.700	5.350	1.783

Sat	Total Log Time	Hours /Day	Logged Lites On	Normlzd Lites On per Day	Logged Occ	Normlzd Occ per Day
Peak	61.333	24.000	61.317	23.993	5.800	2.270
Off	0.000	0.000	0.000	0.000	0.000	0.000
Sh 1	0.000	0.000	0.000	0.000	0.000	0.000
Sh 2	0.000	0.000	0.000	0.000	0.000	0.000
Total	61.333	24.000	61.317	23.993	5.800	2.270

Mon	Total Log Time	Hours /Day	Logged Lites On	Normlzd Lites On per Day	Logged Occ	Normlzd Occ per Day
Peak	48.000	24.000	35.450	17.725	4.567	2.283
Off	0.000	0.000	0.000	0.000	0.000	0.000
Sh 1	0.000	0.000	0.000	0.000	0.000	0.000
Sh 2	0.000	0.000	0.000	0.000	0.000	0.000
Total	48.000	24.000	35.450	17.725	4.567	2.283

Wed	Total Log Time	Hours /Day	Logged Lites On	Normlzd Lites On per Day	Logged Occ	Normlzd Occ per Day
Peak	57.350	24.000	31.967	13.378	8.350	3.494
Off	0.000	0.000	0.000	0.000	0.000	0.000
Sh 1	0.000	0.000	0.000	0.000	0.000	0.000
Sh 2	0.000	0.000	0.000	0.000	0.000	0.000
Total	57.350	24.000	31.967	13.378	8.350	3.494


Fri	Total Log Time	Hours /Day	Logged Lites On	Normlzd Lites On per Day	Logged Occ	Normlzd Occ per Day
Peak	72.000	24.000	72.000	24.000	3.433	1.144
Off	0.000	0.000	0.000	0.000	0.000	0.000
Sh 1	0.000	0.000	0.000	0.000	0.000	0.000
Sh 2	0.000	0.000	0.000	0.000	0.000	0.000
Total	72.000	24.000	72.000	24.000	3.433	1.144

	Logged Totals			Normalized Totals		
	Lites On	Occupied	Logged	Lites On	Occupied	% Savings
Peak	338.167	42.067	406.683	139.696	17.378	87.6%
Off	0.000	0.000	0.000	0.000	0.000	0.0%
Sh 1	0.000	0.000	0.000	0.000	0.000	0.0%
Sh 2	0.000	0.000	0.000	0.000	0.000	0.0%
Total	338.167	42.067	406.683	139.696	17.378	87.6%

Normalized Data

	Sun		Mon		Tue		Wed		Thu		Fri		Sat	
	LO	Occ	LO	Occ	LO	Occ	LO	Occ	LO	Occ	LO	Occ	LO	Occ
Peak	21.550	3.200	17.725	2.283	16.117	4.083	13.378	3.494	20.700	1.783	24.000	1.144	23.993	2.270
Off Peak	0.000	0.000	0.000	0.000	0.000	0.000	0.000	0.000	0.000	0.000	0.000	0.000	0.000	0.000
Sh 1	0.000	0.000	0.000	0.000	0.000	0.000	0.000	0.000	0.000	0.000	0.000	0.000	0.000	0.000
Sh 2	0.000	0.000	0.000	0.000	0.000	0.000	0.000	0.000	0.000	0.000	0.000	0.000	0.000	0.000
Total	21.550	3.200	17.725	2.283	16.117	4.083	13.378	3.494	20.700	1.783	24.000	1.144	23.993	2.270

	Logged Totals			Normalized by Day	Normalized Weekly Totals		
	Lites On	Occupied	Logged		Lites On	Occupied	% Savings
Peak	338.167	42.067	406.683	^^ ^^	139.696	17.378	87.6%
Off Peak	0.000	0.000	0.000		0.000	0.000	0.0%
Sh 1	0.000	0.000	0.000		0.000	0.000	0.0%
Sh 2	0.000	0.000	0.000		0.000	0.000	0.0%
Total	338.167	42.067	406.683		139.696	17.378	87.6%



back corner of kitchen

Area type: Storage. Logger: 23327. Time delay 10 minutes. Sample Hotel-2, Sample Hotel-2

Energy Analysis

Data by Day of Week

Sun	Total Log Time	Hours /Day	Logged Lites On	Normlzd Lites On per Day	Logged Occ	Normlzd Occ per Day
Peak	48.000	24.000	37.567	18.783	34.167	17.083
Diff	0.000	0.000	0.000	0.000	0.000	0.000
Sh 1	0.000	0.000	0.000	0.000	0.000	0.000
Sh 2	0.000	0.000	0.000	0.000	0.000	0.000
Total	48.000	24.000	37.567	18.783	34.167	17.083

Tue	Total Log Time	Hours /Day	Logged Lites On	Normlzd Lites On per Day	Logged Occ	Normlzd Occ per Day
Peak	48.000	24.000	28.417	14.208	23.800	11.900
Diff	0.000	0.000	0.000	0.000	0.000	0.000
Sh 1	0.000	0.000	0.000	0.000	0.000	0.000
Sh 2	0.000	0.000	0.000	0.000	0.000	0.000
Total	48.000	24.000	28.417	14.208	23.800	11.900

Thu	Total Log Time	Hours /Day	Logged Lites On	Normlzd Lites On per Day	Logged Occ	Normlzd Occ per Day
Peak	72.000	24.000	49.517	16.506	35.967	11.989
Diff	0.000	0.000	0.000	0.000	0.000	0.000
Sh 1	0.000	0.000	0.000	0.000	0.000	0.000
Sh 2	0.000	0.000	0.000	0.000	0.000	0.000
Total	72.000	24.000	49.517	16.506	35.967	11.989

Sat	Total Log Time	Hours /Day	Logged Lites On	Normlzd Lites On per Day	Logged Occ	Normlzd Occ per Day
Peak	62.333	24.000	62.317	23.994	44.133	16.993
Diff	0.000	0.000	0.000	0.000	0.000	0.000
Sh 1	0.000	0.000	0.000	0.000	0.000	0.000
Sh 2	0.000	0.000	0.000	0.000	0.000	0.000
Total	62.333	24.000	62.317	23.994	44.133	16.993

Mon	Total Log Time	Hours /Day	Logged Lites On	Normlzd Lites On per Day	Logged Occ	Normlzd Occ per Day
Peak	48.000	24.000	14.700	7.350	13.083	6.542
Diff	0.000	0.000	0.000	0.000	0.000	0.000
Sh 1	0.000	0.000	0.000	0.000	0.000	0.000
Sh 2	0.000	0.000	0.000	0.000	0.000	0.000
Total	48.000	24.000	14.700	7.350	13.083	6.542

Wed	Total Log Time	Hours /Day	Logged Lites On	Normlzd Lites On per Day	Logged Occ	Normlzd Occ per Day
Peak	57.267	24.000	38.300	16.051	32.867	13.774
Diff	0.000	0.000	0.000	0.000	0.000	0.000
Sh 1	0.000	0.000	0.000	0.000	0.000	0.000
Sh 2	0.000	0.000	0.000	0.000	0.000	0.000
Total	57.267	24.000	38.300	16.051	32.867	13.774


Fri	Total Log Time	Hours /Day	Logged Lites On	Normlzd Lites On per Day	Logged Occ	Normlzd Occ per Day
Peak	72.000	24.000	58.067	19.356	41.750	13.917
Diff	0.000	0.000	0.000	0.000	0.000	0.000
Sh 1	0.000	0.000	0.000	0.000	0.000	0.000
Sh 2	0.000	0.000	0.000	0.000	0.000	0.000
Total	72.000	24.000	58.067	19.356	41.750	13.917

	Logged Totals			Normalized Totals		
	Lites On	Occupied	Logged	Lites On	Occupied	% Savings
Peak	288.883	225.767	407.600	119.069	93.054	21.8%
Diff	0.000	0.000	0.000	0.000	0.000	0.0%
Sh 1	0.000	0.000	0.000	0.000	0.000	0.0%
Sh 2	0.000	0.000	0.000	0.000	0.000	0.0%
Total	288.883	225.767	407.600	119.069	93.054	21.8%

Normalized Data

	Sun		Mon		Tue		Wed		Thu		Fri		Sat	
	LO	Occ	LO	Occ	LO	Occ	LO	Occ	LO	Occ	LO	Occ	LO	Occ
Peak	18.783	17.083	7.350	6.542	14.208	11.900	16.051	13.774	16.506	11.989	19.356	13.917	23.994	16.993
Diff Peak	0.000	0.000	0.000	0.000	0.000	0.000	0.000	0.000	0.000	0.000	0.000	0.000	0.000	0.000
Sh 1	0.000	0.000	0.000	0.000	0.000	0.000	0.000	0.000	0.000	0.000	0.000	0.000	0.000	0.000
Sh 2	0.000	0.000	0.000	0.000	0.000	0.000	0.000	0.000	0.000	0.000	0.000	0.000	0.000	0.000
Total	18.783	17.083	7.350	6.542	14.208	11.900	16.051	13.774	16.506	11.989	19.356	13.917	23.994	16.993

	Logged Totals			Normalized by Day	Normalized Weekly Totals		
	Lites On	Occupied	Logged		Lites On	Occupied	% Savings
Peak	288.883	225.767	407.600	^^ ^^	119.069	93.054	21.8%
Diff Peak	0.000	0.000	0.000		0.000	0.000	0.0%
Sh 1	0.000	0.000	0.000		0.000	0.000	0.0%
Sh 2	0.000	0.000	0.000		0.000	0.000	0.0%
Total	288.883	225.767	407.600		119.069	93.054	21.8%



bake shop

Area type: Kitchen. Logger: 23514. Time delay 10 minutes. Sample Hotel-2, Sample Hotel-2

Energy Analysis

Data by Day of Week

Sun	Total Log Time	Hours /Day	Logged Lites On	Normlzd Lites On per Day	Logged Occ	Normlzd Occ per Day
Peak	48.000	24.000	48.000	24.000	36.233	18.117
Diff	0.000	0.000	0.000	0.000	0.000	0.000
Sh 1	0.000	0.000	0.000	0.000	0.000	0.000
Sh 2	0.000	0.000	0.000	0.000	0.000	0.000
Total	48.000	24.000	48.000	24.000	36.233	18.117

Tue	Total Log Time	Hours /Day	Logged Lites On	Normlzd Lites On per Day	Logged Occ	Normlzd Occ per Day
Peak	48.000	24.000	48.000	24.000	35.000	17.500
Diff	0.000	0.000	0.000	0.000	0.000	0.000
Sh 1	0.000	0.000	0.000	0.000	0.000	0.000
Sh 2	0.000	0.000	0.000	0.000	0.000	0.000
Total	48.000	24.000	48.000	24.000	35.000	17.500

Thu	Total Log Time	Hours /Day	Logged Lites On	Normlzd Lites On per Day	Logged Occ	Normlzd Occ per Day
Peak	72.000	24.000	64.633	21.544	50.633	16.878
Diff	0.000	0.000	0.000	0.000	0.000	0.000
Sh 1	0.000	0.000	0.000	0.000	0.000	0.000
Sh 2	0.000	0.000	0.000	0.000	0.000	0.000
Total	72.000	24.000	64.633	21.544	50.633	16.878

Sat	Total Log Time	Hours /Day	Logged Lites On	Normlzd Lites On per Day	Logged Occ	Normlzd Occ per Day
Peak	62.350	24.000	62.333	23.994	48.367	18.617
Diff	0.000	0.000	0.000	0.000	0.000	0.000
Sh 1	0.000	0.000	0.000	0.000	0.000	0.000
Sh 2	0.000	0.000	0.000	0.000	0.000	0.000
Total	62.350	24.000	62.333	23.994	48.367	18.617

Mon	Total Log Time	Hours /Day	Logged Lites On	Normlzd Lites On per Day	Logged Occ	Normlzd Occ per Day
Peak	48.000	24.000	48.000	24.000	36.167	18.083
Diff	0.000	0.000	0.000	0.000	0.000	0.000
Sh 1	0.000	0.000	0.000	0.000	0.000	0.000
Sh 2	0.000	0.000	0.000	0.000	0.000	0.000
Total	48.000	24.000	48.000	24.000	36.167	18.083

Wed	Total Log Time	Hours /Day	Logged Lites On	Normlzd Lites On per Day	Logged Occ	Normlzd Occ per Day
Peak	57.233	24.000	56.900	23.860	41.600	17.444
Diff	0.000	0.000	0.000	0.000	0.000	0.000
Sh 1	0.000	0.000	0.000	0.000	0.000	0.000
Sh 2	0.000	0.000	0.000	0.000	0.000	0.000
Total	57.233	24.000	56.900	23.860	41.600	17.444


Fri	Total Log Time	Hours /Day	Logged Lites On	Normlzd Lites On per Day	Logged Occ	Normlzd Occ per Day
Peak	72.000	24.000	72.000	24.000	53.200	17.733
Diff	0.000	0.000	0.000	0.000	0.000	0.000
Sh 1	0.000	0.000	0.000	0.000	0.000	0.000
Sh 2	0.000	0.000	0.000	0.000	0.000	0.000
Total	72.000	24.000	72.000	24.000	53.200	17.733

	Logged Totals			Normalized Totals		
	Lites On	Occupied	Logged	Lites On	Occupied	% Savings
Peak	399.867	301.200	407.583	164.819	124.150	24.7%
Diff Peak	0.000	0.000	0.000	0.000	0.000	0.0%
Sh 1	0.000	0.000	0.000	0.000	0.000	0.0%
Sh 2	0.000	0.000	0.000	0.000	0.000	0.0%
Total	399.867	301.200	407.583	164.819	124.150	24.7%

Normalized Data

	Sun		Mon		Tue		Wed		Thu		Fri		Sat	
	LO	Occ	LO	Occ	LO	Occ	LO	Occ	LO	Occ	LO	Occ	LO	Occ
Peak	24.000	18.117	24.000	18.083	24.000	17.500	23.860	17.444	21.544	16.878	24.000	17.733	23.994	18.617
Diff Peak	0.000	0.000	0.000	0.000	0.000	0.000	0.000	0.000	0.000	0.000	0.000	0.000	0.000	0.000
Sh 1	0.000	0.000	0.000	0.000	0.000	0.000	0.000	0.000	0.000	0.000	0.000	0.000	0.000	0.000
Sh 2	0.000	0.000	0.000	0.000	0.000	0.000	0.000	0.000	0.000	0.000	0.000	0.000	0.000	0.000
Total	24.000	18.117	24.000	18.083	24.000	17.500	23.860	17.444	21.544	16.878	24.000	17.733	23.994	18.617

	Logged Totals			Normalized by Day	Normalized Weekly Totals		
	Lites On	Occupied	Logged		Lites On	Occupied	% Savings
Peak	399.867	301.200	407.583	^^ ^^	164.819	124.150	24.7%
Diff Peak	0.000	0.000	0.000		0.000	0.000	0.0%
Sh 1	0.000	0.000	0.000		0.000	0.000	0.0%
Sh 2	0.000	0.000	0.000		0.000	0.000	0.0%
Total	399.867	301.200	407.583		164.819	124.150	24.7%



kitchen storeroom isle 1

Area type: Stock Room. Logger: 23643. Time delay 10 minutes. Sample Hotel-2, Sample Hotel-2

Energy Analysis

Data by Day of Week

Sun	Total Log Time	Hours /Day	Logged Lites On	Normlzd Lites On per Day	Logged Occ	Normlzd Occ per Day
Peak	48.000	24.000	37.033	18.517	34.500	17.250
Diff	0.000	0.000	0.000	0.000	0.000	0.000
Sh 1	0.000	0.000	0.000	0.000	0.000	0.000
Sh 2	0.000	0.000	0.000	0.000	0.000	0.000
Total	48.000	24.000	37.033	18.517	34.500	17.250

Tue	Total Log Time	Hours /Day	Logged Lites On	Normlzd Lites On per Day	Logged Occ	Normlzd Occ per Day
Peak	48.000	24.000	37.233	18.617	34.367	17.183
Diff	0.000	0.000	0.000	0.000	0.000	0.000
Sh 1	0.000	0.000	0.000	0.000	0.000	0.000
Sh 2	0.000	0.000	0.000	0.000	0.000	0.000
Total	48.000	24.000	37.233	18.617	34.367	17.183

Thu	Total Log Time	Hours /Day	Logged Lites On	Normlzd Lites On per Day	Logged Occ	Normlzd Occ per Day
Peak	72.000	24.000	56.300	18.767	51.217	17.072
Diff	0.000	0.000	0.000	0.000	0.000	0.000
Sh 1	0.000	0.000	0.000	0.000	0.000	0.000
Sh 2	0.000	0.000	0.000	0.000	0.000	0.000
Total	72.000	24.000	56.300	18.767	51.217	17.072

Sat	Total Log Time	Hours /Day	Logged Lites On	Normlzd Lites On per Day	Logged Occ	Normlzd Occ per Day
Peak	61.767	24.000	45.250	17.582	41.350	16.067
Diff	0.000	0.000	0.000	0.000	0.000	0.000
Sh 1	0.000	0.000	0.000	0.000	0.000	0.000
Sh 2	0.000	0.000	0.000	0.000	0.000	0.000
Total	61.767	24.000	45.250	17.582	41.350	16.067

Mon	Total Log Time	Hours /Day	Logged Lites On	Normlzd Lites On per Day	Logged Occ	Normlzd Occ per Day
Peak	48.000	24.000	37.667	18.833	33.967	16.983
Diff	0.000	0.000	0.000	0.000	0.000	0.000
Sh 1	0.000	0.000	0.000	0.000	0.000	0.000
Sh 2	0.000	0.000	0.000	0.000	0.000	0.000
Total	48.000	24.000	37.667	18.833	33.967	16.983

Wed	Total Log Time	Hours /Day	Logged Lites On	Normlzd Lites On per Day	Logged Occ	Normlzd Occ per Day
Peak	57.250	24.000	46.783	19.612	42.000	17.607
Diff	0.000	0.000	0.000	0.000	0.000	0.000
Sh 1	0.000	0.000	0.000	0.000	0.000	0.000
Sh 2	0.000	0.000	0.000	0.000	0.000	0.000
Total	57.250	24.000	46.783	19.612	42.000	17.607


Fri	Total Log Time	Hours /Day	Logged Lites On	Normlzd Lites On per Day	Logged Occ	Normlzd Occ per Day
Peak	72.000	24.000	55.900	18.633	51.800	17.267
Diff	0.000	0.000	0.000	0.000	0.000	0.000
Sh 1	0.000	0.000	0.000	0.000	0.000	0.000
Sh 2	0.000	0.000	0.000	0.000	0.000	0.000
Total	72.000	24.000	55.900	18.633	51.800	17.267

	Logged Totals			Normalized Totals		
	Lites On	Occupied	Logged	Lites On	Occupied	% Savings
Peak	316.167	289.200	407.017	130.501	119.370	8.5%
Diff	0.000	0.000	0.000	0.000	0.000	0.0%
Sh 1	0.000	0.000	0.000	0.000	0.000	0.0%
Sh 2	0.000	0.000	0.000	0.000	0.000	0.0%
Total	316.167	289.200	407.017	130.501	119.370	8.5%

Normalized Data

	Sun		Mon		Tue		Wed		Thu		Fri		Sat	
	LO	Occ	LO	Occ	LO	Occ	LO	Occ	LO	Occ	LO	Occ	LO	Occ
Peak	18.517	17.250	18.833	16.983	18.617	17.183	19.612	17.607	18.767	17.072	18.633	17.267	17.582	16.067
Diff Peak	0.000	0.000	0.000	0.000	0.000	0.000	0.000	0.000	0.000	0.000	0.000	0.000	0.000	0.000
Sh 1	0.000	0.000	0.000	0.000	0.000	0.000	0.000	0.000	0.000	0.000	0.000	0.000	0.000	0.000
Sh 2	0.000	0.000	0.000	0.000	0.000	0.000	0.000	0.000	0.000	0.000	0.000	0.000	0.000	0.000
Total	18.517	17.250	18.833	16.983	18.617	17.183	19.612	17.607	18.767	17.072	18.633	17.267	17.582	16.067

	Logged Totals			Normalized by Day	Normalized Weekly Totals		
	Lites On	Occupied	Logged		Lites On	Occupied	% Savings
Peak	316.167	289.200	407.017	^^ ^^	130.501	119.370	8.5%
Diff Peak	0.000	0.000	0.000		0.000	0.000	0.0%
Sh 1	0.000	0.000	0.000		0.000	0.000	0.0%
Sh 2	0.000	0.000	0.000		0.000	0.000	0.0%
Total	316.167	289.200	407.017		130.501	119.370	8.5%



kitchen storeroom isle 2

Area type: Stock Room. Logger: 23599. Time delay 10 minutes. Sample Hotel-2, Sample Hotel-2

Energy Analysis

Data by Day of Week

Sun	Total Log Time	Hours /Day	Logged Lites On	Normlzd Lites On per Day	Logged Occ	Normlzd Occ per Day
Peak	48.000	24.000	37.033	18.517	15.150	7.575
Off	0.000	0.000	0.000	0.000	0.000	0.000
Sh 1	0.000	0.000	0.000	0.000	0.000	0.000
Sh 2	0.000	0.000	0.000	0.000	0.000	0.000
Total	48.000	24.000	37.033	18.517	15.150	7.575

Tue	Total Log Time	Hours /Day	Logged Lites On	Normlzd Lites On per Day	Logged Occ	Normlzd Occ per Day
Peak	48.000	24.000	37.233	18.617	16.833	8.417
Off	0.000	0.000	0.000	0.000	0.000	0.000
Sh 1	0.000	0.000	0.000	0.000	0.000	0.000
Sh 2	0.000	0.000	0.000	0.000	0.000	0.000
Total	48.000	24.000	37.233	18.617	16.833	8.417

Thu	Total Log Time	Hours /Day	Logged Lites On	Normlzd Lites On per Day	Logged Occ	Normlzd Occ per Day
Peak	72.000	24.000	56.300	18.767	24.250	8.083
Off	0.000	0.000	0.000	0.000	0.000	0.000
Sh 1	0.000	0.000	0.000	0.000	0.000	0.000
Sh 2	0.000	0.000	0.000	0.000	0.000	0.000
Total	72.000	24.000	56.300	18.767	24.250	8.083

Sat	Total Log Time	Hours /Day	Logged Lites On	Normlzd Lites On per Day	Logged Occ	Normlzd Occ per Day
Peak	61.750	24.000	45.267	17.594	22.250	8.648
Off	0.000	0.000	0.000	0.000	0.000	0.000
Sh 1	0.000	0.000	0.000	0.000	0.000	0.000
Sh 2	0.000	0.000	0.000	0.000	0.000	0.000
Total	61.750	24.000	45.267	17.594	22.250	8.648

Mon	Total Log Time	Hours /Day	Logged Lites On	Normlzd Lites On per Day	Logged Occ	Normlzd Occ per Day
Peak	48.000	24.000	37.600	18.800	15.583	7.792
Off	0.000	0.000	0.000	0.000	0.000	0.000
Sh 1	0.000	0.000	0.000	0.000	0.000	0.000
Sh 2	0.000	0.000	0.000	0.000	0.000	0.000
Total	48.000	24.000	37.600	18.800	15.583	7.792

Wed	Total Log Time	Hours /Day	Logged Lites On	Normlzd Lites On per Day	Logged Occ	Normlzd Occ per Day
Peak	57.283	24.000	46.817	19.615	21.300	8.924
Off	0.000	0.000	0.000	0.000	0.000	0.000
Sh 1	0.000	0.000	0.000	0.000	0.000	0.000
Sh 2	0.000	0.000	0.000	0.000	0.000	0.000
Total	57.283	24.000	46.817	19.615	21.300	8.924


Fri	Total Log Time	Hours /Day	Logged Lites On	Normlzd Lites On per Day	Logged Occ	Normlzd Occ per Day
Peak	72.000	24.000	55.867	18.622	24.250	8.083
Off	0.000	0.000	0.000	0.000	0.000	0.000
Sh 1	0.000	0.000	0.000	0.000	0.000	0.000
Sh 2	0.000	0.000	0.000	0.000	0.000	0.000
Total	72.000	24.000	55.867	18.622	24.250	8.083

	Logged Totals			Normalized Totals		
	Lites On	Occupied	Logged	Lites On	Occupied	% Savings
Peak	316.117	139.617	407.033	130.475	57.626	55.8%
Off	0.000	0.000	0.000	0.000	0.000	0.0%
Sh 1	0.000	0.000	0.000	0.000	0.000	0.0%
Sh 2	0.000	0.000	0.000	0.000	0.000	0.0%
Total	316.117	139.617	407.033	130.475	57.626	55.8%

Normalized Data

	Sun		Mon		Tue		Wed		Thu		Fri		Sat	
	LO	Occ	LO	Occ	LO	Occ	LO	Occ	LO	Occ	LO	Occ	LO	Occ
Peak	18.517	7.575	18.800	7.792	18.617	8.417	19.615	8.924	18.767	8.083	18.622	8.083	17.594	8.648
Off Peak	0.000	0.000	0.000	0.000	0.000	0.000	0.000	0.000	0.000	0.000	0.000	0.000	0.000	0.000
Sh 1	0.000	0.000	0.000	0.000	0.000	0.000	0.000	0.000	0.000	0.000	0.000	0.000	0.000	0.000
Sh 2	0.000	0.000	0.000	0.000	0.000	0.000	0.000	0.000	0.000	0.000	0.000	0.000	0.000	0.000
Total	18.517	7.575	18.800	7.792	18.617	8.417	19.615	8.924	18.767	8.083	18.622	8.083	17.594	8.648

	Logged Totals			Normalized by Day	Normalized Weekly Totals		
	Lites On	Occupied	Logged		Lites On	Occupied	% Savings
Peak	316.117	139.617	407.033	****	130.475	57.626	55.8%
Off Peak	0.000	0.000	0.000		0.000	0.000	0.0%
Sh 1	0.000	0.000	0.000		0.000	0.000	0.0%
Sh 2	0.000	0.000	0.000		0.000	0.000	0.0%
Total	316.117	139.617	407.033		130.475	57.626	55.8%



kitchen storeroom liquor cage

Area type: Stock Room. Logger: 23605. Time delay 10 minutes. Sample Hotel-2, Sample Hotel-2

Energy Analysis

Data by Day of Week

Sun	Total Log Time	Hours /Day	Logged Lites On	Normlzd Lites On per Day	Logged Occ	Normlzd Occ per Day
Peak	48.000	24.000	37.033	18.517	8.783	4.392
Off	0.000	0.000	0.000	0.000	0.000	0.000
Sh 1	0.000	0.000	0.000	0.000	0.000	0.000
Sh 2	0.000	0.000	0.000	0.000	0.000	0.000
Total	48.000	24.000	37.033	18.517	8.783	4.392

Tue	Total Log Time	Hours /Day	Logged Lites On	Normlzd Lites On per Day	Logged Occ	Normlzd Occ per Day
Peak	48.000	24.000	37.167	18.583	3.833	1.917
Off	0.000	0.000	0.000	0.000	0.000	0.000
Sh 1	0.000	0.000	0.000	0.000	0.000	0.000
Sh 2	0.000	0.000	0.000	0.000	0.000	0.000
Total	48.000	24.000	37.167	18.583	3.833	1.917

Thu	Total Log Time	Hours /Day	Logged Lites On	Normlzd Lites On per Day	Logged Occ	Normlzd Occ per Day
Peak	72.000	24.000	56.300	18.767	7.167	2.389
Off	0.000	0.000	0.000	0.000	0.000	0.000
Sh 1	0.000	0.000	0.000	0.000	0.000	0.000
Sh 2	0.000	0.000	0.000	0.000	0.000	0.000
Total	72.000	24.000	56.300	18.767	7.167	2.389

Sat	Total Log Time	Hours /Day	Logged Lites On	Normlzd Lites On per Day	Logged Occ	Normlzd Occ per Day
Peak	61.750	24.000	45.233	17.581	7.283	2.831
Off	0.000	0.000	0.000	0.000	0.000	0.000
Sh 1	0.000	0.000	0.000	0.000	0.000	0.000
Sh 2	0.000	0.000	0.000	0.000	0.000	0.000
Total	61.750	24.000	45.233	17.581	7.283	2.831

Mon	Total Log Time	Hours /Day	Logged Lites On	Normlzd Lites On per Day	Logged Occ	Normlzd Occ per Day
Peak	48.000	24.000	37.600	18.800	6.783	3.392
Off	0.000	0.000	0.000	0.000	0.000	0.000
Sh 1	0.000	0.000	0.000	0.000	0.000	0.000
Sh 2	0.000	0.000	0.000	0.000	0.000	0.000
Total	48.000	24.000	37.600	18.800	6.783	3.392

Wed	Total Log Time	Hours /Day	Logged Lites On	Normlzd Lites On per Day	Logged Occ	Normlzd Occ per Day
Peak	57.300	24.000	46.817	19.609	5.767	2.415
Off	0.000	0.000	0.000	0.000	0.000	0.000
Sh 1	0.000	0.000	0.000	0.000	0.000	0.000
Sh 2	0.000	0.000	0.000	0.000	0.000	0.000
Total	57.300	24.000	46.817	19.609	5.767	2.415


Fri	Total Log Time	Hours /Day	Logged Lites On	Normlzd Lites On per Day	Logged Occ	Normlzd Occ per Day
Peak	72.000	24.000	55.833	18.611	6.300	2.100
Off	0.000	0.000	0.000	0.000	0.000	0.000
Sh 1	0.000	0.000	0.000	0.000	0.000	0.000
Sh 2	0.000	0.000	0.000	0.000	0.000	0.000
Total	72.000	24.000	55.833	18.611	6.300	2.100

	Logged Totals			Normalized Totals		
	Lites On	Occupied	Logged	Lites On	Occupied	% Savings
Peak	315.983	45.917	407.050	130.414	18.951	85.5%
Off	0.000	0.000	0.000	0.000	0.000	0.0%
Sh 1	0.000	0.000	0.000	0.000	0.000	0.0%
Sh 2	0.000	0.000	0.000	0.000	0.000	0.0%
Total	315.983	45.917	407.050	130.414	18.951	85.5%

Normalized Data

	Sun		Mon		Tue		Wed		Thu		Fri		Sat	
	LO	Occ	LO	Occ	LO	Occ	LO	Occ	LO	Occ	LO	Occ	LO	Occ
Peak	18.517	4.392	18.800	3.392	18.583	1.917	19.609	2.415	18.767	2.389	18.611	2.100	17.581	2.831
Off Peak	0.000	0.000	0.000	0.000	0.000	0.000	0.000	0.000	0.000	0.000	0.000	0.000	0.000	0.000
Sh 1	0.000	0.000	0.000	0.000	0.000	0.000	0.000	0.000	0.000	0.000	0.000	0.000	0.000	0.000
Sh 2	0.000	0.000	0.000	0.000	0.000	0.000	0.000	0.000	0.000	0.000	0.000	0.000	0.000	0.000
Total	18.517	4.392	18.800	3.392	18.583	1.917	19.609	2.415	18.767	2.389	18.611	2.100	17.581	2.831

	Logged Totals			Normalized by Day	Normalized Weekly Totals		
	Lites On	Occupied	Logged		Lites On	Occupied	% Savings
Peak	315.983	45.917	407.050	^^ ^^	130.414	18.951	85.5%
Off Peak	0.000	0.000	0.000		0.000	0.000	0.0%
Sh 1	0.000	0.000	0.000		0.000	0.000	0.0%
Sh 2	0.000	0.000	0.000		0.000	0.000	0.0%
Total	315.983	45.917	407.050		130.414	18.951	85.5%



men's guest restroom

Area type: Restroom. Logger: 23520. Time delay 10 minutes. Sample Hotel-2, Sample Hotel-2

Energy Analysis

Data by Day of Week

Sun	Total Log Time	Hours /Day	Logged Lites On	Normlzd Lites On per Day	Logged Occ	Normlzd Occ per Day
Peak	48.000	24.000	48.000	24.000	42.633	21.317
Diff	0.000	0.000	0.000	0.000	0.000	0.000
Sh 1	0.000	0.000	0.000	0.000	0.000	0.000
Sh 2	0.000	0.000	0.000	0.000	0.000	0.000
Total	48.000	24.000	48.000	24.000	42.633	21.317

Tue	Total Log Time	Hours /Day	Logged Lites On	Normlzd Lites On per Day	Logged Occ	Normlzd Occ per Day
Peak	48.000	24.000	48.000	24.000	40.167	20.083
Diff	0.000	0.000	0.000	0.000	0.000	0.000
Sh 1	0.000	0.000	0.000	0.000	0.000	0.000
Sh 2	0.000	0.000	0.000	0.000	0.000	0.000
Total	48.000	24.000	48.000	24.000	40.167	20.083

Thu	Total Log Time	Hours /Day	Logged Lites On	Normlzd Lites On per Day	Logged Occ	Normlzd Occ per Day
Peak	72.000	24.000	72.000	24.000	63.200	21.067
Diff	0.000	0.000	0.000	0.000	0.000	0.000
Sh 1	0.000	0.000	0.000	0.000	0.000	0.000
Sh 2	0.000	0.000	0.000	0.000	0.000	0.000
Total	72.000	24.000	72.000	24.000	63.200	21.067

Sat	Total Log Time	Hours /Day	Logged Lites On	Normlzd Lites On per Day	Logged Occ	Normlzd Occ per Day
Peak	62.467	24.000	62.450	23.994	54.817	21.061
Diff	0.000	0.000	0.000	0.000	0.000	0.000
Sh 1	0.000	0.000	0.000	0.000	0.000	0.000
Sh 2	0.000	0.000	0.000	0.000	0.000	0.000
Total	62.467	24.000	62.450	23.994	54.817	21.061

Mon	Total Log Time	Hours /Day	Logged Lites On	Normlzd Lites On per Day	Logged Occ	Normlzd Occ per Day
Peak	48.000	24.000	48.000	24.000	42.067	21.033
Diff	0.000	0.000	0.000	0.000	0.000	0.000
Sh 1	0.000	0.000	0.000	0.000	0.000	0.000
Sh 2	0.000	0.000	0.000	0.000	0.000	0.000
Total	48.000	24.000	48.000	24.000	42.067	21.033

Wed	Total Log Time	Hours /Day	Logged Lites On	Normlzd Lites On per Day	Logged Occ	Normlzd Occ per Day
Peak	57.200	24.000	57.200	24.000	49.833	20.909
Diff	0.000	0.000	0.000	0.000	0.000	0.000
Sh 1	0.000	0.000	0.000	0.000	0.000	0.000
Sh 2	0.000	0.000	0.000	0.000	0.000	0.000
Total	57.200	24.000	57.200	24.000	49.833	20.909


Fri	Total Log Time	Hours /Day	Logged Lites On	Normlzd Lites On per Day	Logged Occ	Normlzd Occ per Day
Peak	72.000	24.000	72.000	24.000	61.867	20.622
Diff	0.000	0.000	0.000	0.000	0.000	0.000
Sh 1	0.000	0.000	0.000	0.000	0.000	0.000
Sh 2	0.000	0.000	0.000	0.000	0.000	0.000
Total	72.000	24.000	72.000	24.000	61.867	20.622

	Logged Totals			Normalized Totals		
	Lites On	Occupied	Logged	Lites On	Occupied	% Savings
Peak	407.650	354.583	407.667	167.993	146.124	13.0%
Diff	0.000	0.000	0.000	0.000	0.000	0.0%
Sh 1	0.000	0.000	0.000	0.000	0.000	0.0%
Sh 2	0.000	0.000	0.000	0.000	0.000	0.0%
Total	407.650	354.583	407.667	167.993	146.124	13.0%

Normalized Data

	Sun		Mon		Tue		Wed		Thu		Fri		Sat	
	LO	Occ	LO	Occ	LO	Occ	LO	Occ	LO	Occ	LO	Occ	LO	Occ
Peak	24.000	21.317	24.000	21.033	24.000	20.083	24.000	20.909	24.000	21.067	24.000	20.622	23.994	21.061
Diff Peak	0.000	0.000	0.000	0.000	0.000	0.000	0.000	0.000	0.000	0.000	0.000	0.000	0.000	0.000
Sh 1	0.000	0.000	0.000	0.000	0.000	0.000	0.000	0.000	0.000	0.000	0.000	0.000	0.000	0.000
Sh 2	0.000	0.000	0.000	0.000	0.000	0.000	0.000	0.000	0.000	0.000	0.000	0.000	0.000	0.000
Total	24.000	21.317	24.000	21.033	24.000	20.083	24.000	20.909	24.000	21.067	24.000	20.622	23.994	21.061

	Logged Totals			Normalized by Day	Normalized Weekly Totals		
	Lites On	Occupied	Logged		Lites On	Occupied	% Savings
Peak	407.650	354.583	407.667	^^ ^^	167.993	146.124	13.0%
Diff Peak	0.000	0.000	0.000		0.000	0.000	0.0%
Sh 1	0.000	0.000	0.000		0.000	0.000	0.0%
Sh 2	0.000	0.000	0.000		0.000	0.000	0.0%
Total	407.650	354.583	407.667		167.993	146.124	13.0%



side hall

Area type: Hallway. Logger: 23616. Time delay 10 minutes. Sample Hotel-2, Sample Hotel-2

Energy Analysis

Data by Day of Week

Sun	Total Log Time	Hours /Day	Logged Lites On	Normlzd Lites On per Day	Logged Occ	Normlzd Occ per Day
Peak	48.000	24.000	48.000	24.000	41.417	20.708
Diff	0.000	0.000	0.000	0.000	0.000	0.000
Sh 1	0.000	0.000	0.000	0.000	0.000	0.000
Sh 2	0.000	0.000	0.000	0.000	0.000	0.000
Total	48.000	24.000	48.000	24.000	41.417	20.708

Tue	Total Log Time	Hours /Day	Logged Lites On	Normlzd Lites On per Day	Logged Occ	Normlzd Occ per Day
Peak	48.000	24.000	48.000	24.000	36.900	18.450
Diff	0.000	0.000	0.000	0.000	0.000	0.000
Sh 1	0.000	0.000	0.000	0.000	0.000	0.000
Sh 2	0.000	0.000	0.000	0.000	0.000	0.000
Total	48.000	24.000	48.000	24.000	36.900	18.450

Thu	Total Log Time	Hours /Day	Logged Lites On	Normlzd Lites On per Day	Logged Occ	Normlzd Occ per Day
Peak	72.000	24.000	72.000	24.000	55.817	18.606
Diff	0.000	0.000	0.000	0.000	0.000	0.000
Sh 1	0.000	0.000	0.000	0.000	0.000	0.000
Sh 2	0.000	0.000	0.000	0.000	0.000	0.000
Total	72.000	24.000	72.000	24.000	55.817	18.606

Sat	Total Log Time	Hours /Day	Logged Lites On	Normlzd Lites On per Day	Logged Occ	Normlzd Occ per Day
Peak	62.350	24.000	62.333	23.994	51.700	19.901
Diff	0.000	0.000	0.000	0.000	0.000	0.000
Sh 1	0.000	0.000	0.000	0.000	0.000	0.000
Sh 2	0.000	0.000	0.000	0.000	0.000	0.000
Total	62.350	24.000	62.333	23.994	51.700	19.901

Mon	Total Log Time	Hours /Day	Logged Lites On	Normlzd Lites On per Day	Logged Occ	Normlzd Occ per Day
Peak	48.000	24.000	48.000	24.000	39.317	19.658
Diff	0.000	0.000	0.000	0.000	0.000	0.000
Sh 1	0.000	0.000	0.000	0.000	0.000	0.000
Sh 2	0.000	0.000	0.000	0.000	0.000	0.000
Total	48.000	24.000	48.000	24.000	39.317	19.658

Wed	Total Log Time	Hours /Day	Logged Lites On	Normlzd Lites On per Day	Logged Occ	Normlzd Occ per Day
Peak	57.217	24.000	57.217	24.000	45.833	19.225
Diff	0.000	0.000	0.000	0.000	0.000	0.000
Sh 1	0.000	0.000	0.000	0.000	0.000	0.000
Sh 2	0.000	0.000	0.000	0.000	0.000	0.000
Total	57.217	24.000	57.217	24.000	45.833	19.225


Fri	Total Log Time	Hours /Day	Logged Lites On	Normlzd Lites On per Day	Logged Occ	Normlzd Occ per Day
Peak	72.000	24.000	72.000	24.000	57.900	19.300
Diff	0.000	0.000	0.000	0.000	0.000	0.000
Sh 1	0.000	0.000	0.000	0.000	0.000	0.000
Sh 2	0.000	0.000	0.000	0.000	0.000	0.000
Total	72.000	24.000	72.000	24.000	57.900	19.300

	Logged Totals			Normalized Totals		
	Lites On	Occupied	Logged	Lites On	Occupied	% Savings
Peak	407.550	328.883	407.567	167.993	135.567	19.3%
Diff	0.000	0.000	0.000	0.000	0.000	0.0%
Sh 1	0.000	0.000	0.000	0.000	0.000	0.0%
Sh 2	0.000	0.000	0.000	0.000	0.000	0.0%
Total	407.550	328.883	407.567	167.993	135.567	19.3%

Normalized Data

	Sun		Mon		Tue		Wed		Thu		Fri		Sat	
	LO	Occ	LO	Occ	LO	Occ	LO	Occ	LO	Occ	LO	Occ	LO	Occ
Peak	24.000	20.708	24.000	19.658	24.000	18.450	24.000	19.225	24.000	18.606	24.000	19.300	23.994	19.901
Diff Peak	0.000	0.000	0.000	0.000	0.000	0.000	0.000	0.000	0.000	0.000	0.000	0.000	0.000	0.000
Sh 1	0.000	0.000	0.000	0.000	0.000	0.000	0.000	0.000	0.000	0.000	0.000	0.000	0.000	0.000
Sh 2	0.000	0.000	0.000	0.000	0.000	0.000	0.000	0.000	0.000	0.000	0.000	0.000	0.000	0.000
Total	24.000	20.708	24.000	19.658	24.000	18.450	24.000	19.225	24.000	18.606	24.000	19.300	23.994	19.901

	Logged Totals			Normalized by Day	Normalized Weekly Totals		
	Lites On	Occupied	Logged		Lites On	Occupied	% Savings
Peak	407.550	328.883	407.567	^^ ^^	167.993	135.567	19.3%
Diff Peak	0.000	0.000	0.000		0.000	0.000	0.0%
Sh 1	0.000	0.000	0.000		0.000	0.000	0.0%
Sh 2	0.000	0.000	0.000		0.000	0.000	0.0%
Total	407.550	328.883	407.567		167.993	135.567	19.3%



upper kitchen storeroom

Area type: Stock Room. Logger: 23649. Time delay 10 minutes. Sample Hotel-2, Sample Hotel-2

Energy Analysis

Data by Day of Week

Sun	Total Log Time	Hours /Day	Logged Lites On	Normlzd Lites On per Day	Logged Occ	Normlzd Occ per Day
Peak	48.000	24.000	48.000	24.000	9.417	4.708
Diff	0.000	0.000	0.000	0.000	0.000	0.000
Sh 1	0.000	0.000	0.000	0.000	0.000	0.000
Sh 2	0.000	0.000	0.000	0.000	0.000	0.000
Total	48.000	24.000	48.000	24.000	9.417	4.708

Tue	Total Log Time	Hours /Day	Logged Lites On	Normlzd Lites On per Day	Logged Occ	Normlzd Occ per Day
Peak	48.000	24.000	48.000	24.000	13.983	6.992
Diff	0.000	0.000	0.000	0.000	0.000	0.000
Sh 1	0.000	0.000	0.000	0.000	0.000	0.000
Sh 2	0.000	0.000	0.000	0.000	0.000	0.000
Total	48.000	24.000	48.000	24.000	13.983	6.992

Thu	Total Log Time	Hours /Day	Logged Lites On	Normlzd Lites On per Day	Logged Occ	Normlzd Occ per Day
Peak	72.000	24.000	72.000	24.000	15.167	5.056
Diff	0.000	0.000	0.000	0.000	0.000	0.000
Sh 1	0.000	0.000	0.000	0.000	0.000	0.000
Sh 2	0.000	0.000	0.000	0.000	0.000	0.000
Total	72.000	24.000	72.000	24.000	15.167	5.056

Sat	Total Log Time	Hours /Day	Logged Lites On	Normlzd Lites On per Day	Logged Occ	Normlzd Occ per Day
Peak	61.467	24.000	61.450	23.993	8.983	3.508
Diff	0.000	0.000	0.000	0.000	0.000	0.000
Sh 1	0.000	0.000	0.000	0.000	0.000	0.000
Sh 2	0.000	0.000	0.000	0.000	0.000	0.000
Total	61.467	24.000	61.450	23.993	8.983	3.508

Mon	Total Log Time	Hours /Day	Logged Lites On	Normlzd Lites On per Day	Logged Occ	Normlzd Occ per Day
Peak	48.000	24.000	48.000	24.000	9.117	4.558
Diff	0.000	0.000	0.000	0.000	0.000	0.000
Sh 1	0.000	0.000	0.000	0.000	0.000	0.000
Sh 2	0.000	0.000	0.000	0.000	0.000	0.000
Total	48.000	24.000	48.000	24.000	9.117	4.558

Wed	Total Log Time	Hours /Day	Logged Lites On	Normlzd Lites On per Day	Logged Occ	Normlzd Occ per Day
Peak	57.250	24.000	57.250	24.000	10.267	4.304
Diff	0.000	0.000	0.000	0.000	0.000	0.000
Sh 1	0.000	0.000	0.000	0.000	0.000	0.000
Sh 2	0.000	0.000	0.000	0.000	0.000	0.000
Total	57.250	24.000	57.250	24.000	10.267	4.304


Fri	Total Log Time	Hours /Day	Logged Lites On	Normlzd Lites On per Day	Logged Occ	Normlzd Occ per Day
Peak	72.000	24.000	72.000	24.000	17.300	5.767
Diff	0.000	0.000	0.000	0.000	0.000	0.000
Sh 1	0.000	0.000	0.000	0.000	0.000	0.000
Sh 2	0.000	0.000	0.000	0.000	0.000	0.000
Total	72.000	24.000	72.000	24.000	17.300	5.767

Peak	Logged Totals			Normalized Totals		
	Lites On	Occupied	Logged	Lites On	Occupied	% Savings
Peak	406.700	84.233	406.717	167.993	34.794	79.3%
Diff	0.000	0.000	0.000	0.000	0.000	0.0%
Sh 1	0.000	0.000	0.000	0.000	0.000	0.0%
Sh 2	0.000	0.000	0.000	0.000	0.000	0.0%
Total	406.700	84.233	406.717	167.993	34.794	79.3%

Normalized Data

	Sun		Mon		Tue		Wed		Thu		Fri		Sat	
	LO	Occ	LO	Occ	LO	Occ	LO	Occ	LO	Occ	LO	Occ	LO	Occ
Peak	24.000	4.708	24.000	4.558	24.000	6.992	24.000	4.304	24.000	5.056	24.000	5.767	23.993	3.508
Diff Peak	0.000	0.000	0.000	0.000	0.000	0.000	0.000	0.000	0.000	0.000	0.000	0.000	0.000	0.000
Sh 1	0.000	0.000	0.000	0.000	0.000	0.000	0.000	0.000	0.000	0.000	0.000	0.000	0.000	0.000
Sh 2	0.000	0.000	0.000	0.000	0.000	0.000	0.000	0.000	0.000	0.000	0.000	0.000	0.000	0.000
Total	24.000	4.708	24.000	4.558	24.000	6.992	24.000	4.304	24.000	5.056	24.000	5.767	23.993	3.508

	Logged Totals			Normalized by Day	Normalized Weekly Totals		
	Lites On	Occupied	Logged		Lites On	Occupied	% Savings
Peak	406.700	84.233	406.717	^^ ^^	167.993	34.794	79.3%
Diff Peak	0.000	0.000	0.000		0.000	0.000	0.0%
Sh 1	0.000	0.000	0.000		0.000	0.000	0.0%
Sh 2	0.000	0.000	0.000		0.000	0.000	0.0%
Total	406.700	84.233	406.717		167.993	34.794	79.3%



upper kitchen storeroom

Area type: Stock Room. Logger: 23547. Time delay 10 minutes. Sample Hotel-2, Sample Hotel-2

Energy Analysis

Data by Day of Week

Sun	Total Log Time	Hours /Day	Logged Lites On	Normlzd Lites On per Day	Logged Occ	Normlzd Occ per Day
Peak	48.000	24.000	48.000	24.000	10.267	5.133
Off	0.000	0.000	0.000	0.000	0.000	0.000
Sh 1	0.000	0.000	0.000	0.000	0.000	0.000
Sh 2	0.000	0.000	0.000	0.000	0.000	0.000
Total	48.000	24.000	48.000	24.000	10.267	5.133

Tue	Total Log Time	Hours /Day	Logged Lites On	Normlzd Lites On per Day	Logged Occ	Normlzd Occ per Day
Peak	48.000	24.000	48.000	24.000	14.517	7.258
Off	0.000	0.000	0.000	0.000	0.000	0.000
Sh 1	0.000	0.000	0.000	0.000	0.000	0.000
Sh 2	0.000	0.000	0.000	0.000	0.000	0.000
Total	48.000	24.000	48.000	24.000	14.517	7.258

Thu	Total Log Time	Hours /Day	Logged Lites On	Normlzd Lites On per Day	Logged Occ	Normlzd Occ per Day
Peak	72.000	24.000	72.000	24.000	25.350	8.450
Off	0.000	0.000	0.000	0.000	0.000	0.000
Sh 1	0.000	0.000	0.000	0.000	0.000	0.000
Sh 2	0.000	0.000	0.000	0.000	0.000	0.000
Total	72.000	24.000	72.000	24.000	25.350	8.450

Sat	Total Log Time	Hours /Day	Logged Lites On	Normlzd Lites On per Day	Logged Occ	Normlzd Occ per Day
Peak	61.467	24.000	61.450	23.993	12.683	4.952
Off	0.000	0.000	0.000	0.000	0.000	0.000
Sh 1	0.000	0.000	0.000	0.000	0.000	0.000
Sh 2	0.000	0.000	0.000	0.000	0.000	0.000
Total	61.467	24.000	61.450	23.993	12.683	4.952

Mon	Total Log Time	Hours /Day	Logged Lites On	Normlzd Lites On per Day	Logged Occ	Normlzd Occ per Day
Peak	48.000	24.000	48.000	24.000	10.433	5.217
Off	0.000	0.000	0.000	0.000	0.000	0.000
Sh 1	0.000	0.000	0.000	0.000	0.000	0.000
Sh 2	0.000	0.000	0.000	0.000	0.000	0.000
Total	48.000	24.000	48.000	24.000	10.433	5.217

Wed	Total Log Time	Hours /Day	Logged Lites On	Normlzd Lites On per Day	Logged Occ	Normlzd Occ per Day
Peak	57.250	24.000	57.250	24.000	16.967	7.113
Off	0.000	0.000	0.000	0.000	0.000	0.000
Sh 1	0.000	0.000	0.000	0.000	0.000	0.000
Sh 2	0.000	0.000	0.000	0.000	0.000	0.000
Total	57.250	24.000	57.250	24.000	16.967	7.113


Fri	Total Log Time	Hours /Day	Logged Lites On	Normlzd Lites On per Day	Logged Occ	Normlzd Occ per Day
Peak	72.000	24.000	72.000	24.000	21.350	7.117
Off	0.000	0.000	0.000	0.000	0.000	0.000
Sh 1	0.000	0.000	0.000	0.000	0.000	0.000
Sh 2	0.000	0.000	0.000	0.000	0.000	0.000
Total	72.000	24.000	72.000	24.000	21.350	7.117

Peak	Logged Totals			Normalized Totals		
	Lites On	Occupied	Logged	Lites On	Occupied	% Savings
Peak	406.700	111.567	406.717	167.993	46.084	72.6%
Off Peak	0.000	0.000	0.000	0.000	0.000	0.0%
Sh 1	0.000	0.000	0.000	0.000	0.000	0.0%
Sh 2	0.000	0.000	0.000	0.000	0.000	0.0%
Total	406.700	111.567	406.717	167.993	46.084	72.6%

Normalized Data

	Sun		Mon		Tue		Wed		Thu		Fri		Sat	
	LO	Occ	LO	Occ	LO	Occ	LO	Occ	LO	Occ	LO	Occ	LO	Occ
Peak	24.000	5.133	24.000	5.217	24.000	7.258	24.000	7.113	24.000	8.450	24.000	7.117	23.993	4.952
Off Peak	0.000	0.000	0.000	0.000	0.000	0.000	0.000	0.000	0.000	0.000	0.000	0.000	0.000	0.000
Sh 1	0.000	0.000	0.000	0.000	0.000	0.000	0.000	0.000	0.000	0.000	0.000	0.000	0.000	0.000
Sh 2	0.000	0.000	0.000	0.000	0.000	0.000	0.000	0.000	0.000	0.000	0.000	0.000	0.000	0.000
Total	24.000	5.133	24.000	5.217	24.000	7.258	24.000	7.113	24.000	8.450	24.000	7.117	23.993	4.952

	Logged Totals			Normalized by Day	Normalized Weekly Totals		
	Lites On	Occupied	Logged		Lites On	Occupied	% Savings
Peak	406.700	111.567	406.717	^^ ^^	167.993	46.084	72.6%
Off Peak	0.000	0.000	0.000		0.000	0.000	0.0%
Sh 1	0.000	0.000	0.000		0.000	0.000	0.0%
Sh 2	0.000	0.000	0.000		0.000	0.000	0.0%
Total	406.700	111.567	406.717		167.993	46.084	72.6%



women's guest restroom

Area type: Restroom. Logger: 23511. Time delay 10 minutes. Sample Hotel-2, Sample Hotel-2

Energy Analysis

Data by Day of Week

Sun	Total Log Time	Hours /Day	Logged Lites On	Normlzd Lites On per Day	Logged Occ	Normlzd Occ per Day
Peak	48.000	24.000	48.000	24.000	36.233	18.117
Diff	0.000	0.000	0.000	0.000	0.000	0.000
Sh 1	0.000	0.000	0.000	0.000	0.000	0.000
Sh 2	0.000	0.000	0.000	0.000	0.000	0.000
Total	48.000	24.000	48.000	24.000	36.233	18.117

Tue	Total Log Time	Hours /Day	Logged Lites On	Normlzd Lites On per Day	Logged Occ	Normlzd Occ per Day
Peak	48.000	24.000	48.000	24.000	33.100	16.550
Diff	0.000	0.000	0.000	0.000	0.000	0.000
Sh 1	0.000	0.000	0.000	0.000	0.000	0.000
Sh 2	0.000	0.000	0.000	0.000	0.000	0.000
Total	48.000	24.000	48.000	24.000	33.100	16.550

Thu	Total Log Time	Hours /Day	Logged Lites On	Normlzd Lites On per Day	Logged Occ	Normlzd Occ per Day
Peak	72.000	24.000	72.000	24.000	48.000	16.000
Diff	0.000	0.000	0.000	0.000	0.000	0.000
Sh 1	0.000	0.000	0.000	0.000	0.000	0.000
Sh 2	0.000	0.000	0.000	0.000	0.000	0.000
Total	72.000	24.000	72.000	24.000	48.000	16.000

Sat	Total Log Time	Hours /Day	Logged Lites On	Normlzd Lites On per Day	Logged Occ	Normlzd Occ per Day
Peak	72.000	24.000	72.000	24.000	52.000	17.333
Diff	0.000	0.000	0.000	0.000	0.000	0.000
Sh 1	0.000	0.000	0.000	0.000	0.000	0.000
Sh 2	0.000	0.000	0.000	0.000	0.000	0.000
Total	72.000	24.000	72.000	24.000	52.000	17.333

Mon	Total Log Time	Hours /Day	Logged Lites On	Normlzd Lites On per Day	Logged Occ	Normlzd Occ per Day
Peak	48.000	24.000	48.000	24.000	32.533	16.267
Diff	0.000	0.000	0.000	0.000	0.000	0.000
Sh 1	0.000	0.000	0.000	0.000	0.000	0.000
Sh 2	0.000	0.000	0.000	0.000	0.000	0.000
Total	48.000	24.000	48.000	24.000	32.533	16.267

Wed	Total Log Time	Hours /Day	Logged Lites On	Normlzd Lites On per Day	Logged Occ	Normlzd Occ per Day
Peak	57.167	24.000	57.167	24.000	43.800	18.388
Diff	0.000	0.000	0.000	0.000	0.000	0.000
Sh 1	0.000	0.000	0.000	0.000	0.000	0.000
Sh 2	0.000	0.000	0.000	0.000	0.000	0.000
Total	57.167	24.000	57.167	24.000	43.800	18.388

Fri	Total Log Time	Hours /Day	Logged Lites On	Normlzd Lites On per Day	Logged Occ	Normlzd Occ per Day
Peak	72.000	24.000	72.000	24.000	49.400	16.467
Diff	0.000	0.000	0.000	0.000	0.000	0.000
Sh 1	0.000	0.000	0.000	0.000	0.000	0.000
Sh 2	0.000	0.000	0.000	0.000	0.000	0.000
Total	72.000	24.000	72.000	24.000	49.400	16.467

	Logged Totals			Normalized Totals		
	Lites On	Occupied	Logged	Lites On	Occupied	% Savings
Peak	417.167	295.067	417.167	168.000	118.828	29.3%
Diff	0.000	0.000	0.000	0.000	0.000	0.0%
Sh 1	0.000	0.000	0.000	0.000	0.000	0.0%
Sh 2	0.000	0.000	0.000	0.000	0.000	0.0%
Total	417.167	295.067	417.167	168.000	118.828	29.3%

Normalized Data

	Sun		Mon		Tue		Wed		Thu		Fri		Sat	
	LO	Occ	LO	Occ	LO	Occ	LO	Occ	LO	Occ	LO	Occ	LO	Occ
Peak	24.000	18.117	24.000	16.267	24.000	16.550	24.000	18.388	24.000	16.000	24.000	16.467	24.000	17.333
Diff Peak	0.000	0.000	0.000	0.000	0.000	0.000	0.000	0.000	0.000	0.000	0.000	0.000	0.000	0.000
Sh 1	0.000	0.000	0.000	0.000	0.000	0.000	0.000	0.000	0.000	0.000	0.000	0.000	0.000	0.000
Sh 2	0.000	0.000	0.000	0.000	0.000	0.000	0.000	0.000	0.000	0.000	0.000	0.000	0.000	0.000
Total	24.000	18.117	24.000	16.267	24.000	16.550	24.000	18.388	24.000	16.000	24.000	16.467	24.000	17.333

	Logged Totals			Normalized by Day	Normalized Weekly Totals		
	Lites On	Occupied	Logged		Lites On	Occupied	% Savings
Peak	417.167	295.067	417.167	^^ ^^	168.000	118.828	29.3%
Diff Peak	0.000	0.000	0.000		0.000	0.000	0.0%
Sh 1	0.000	0.000	0.000		0.000	0.000	0.0%
Sh 2	0.000	0.000	0.000		0.000	0.000	0.0%
Total	417.167	295.067	417.167		168.000	118.828	29.3%

