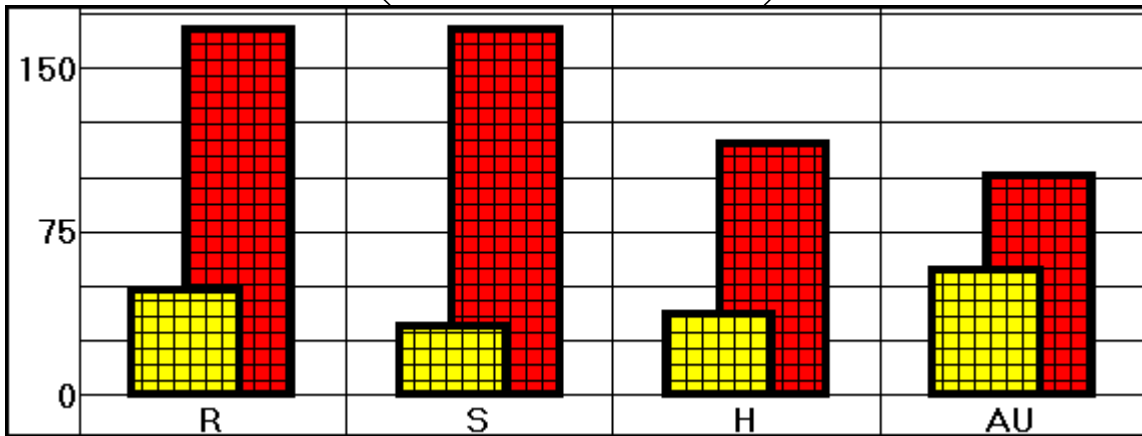


Area Type Averages

Sample Meeting place, Sample Meeting Area

Area Type Averages			Normalized Weekly Lights On					Normalized Weekly Occupied						
Area Type	Qty	Watts	Peak	Off	Shldr 1	Shldr 2	Total	Peak	Off	Shldr 1	Shldr 2	Total	% sav	
Restroom	R	1	720	167.92	0.00	0.00	0.00	167.92	48.00	0.00	0.00	0.00	48.00	71.41%
Storage	S	1	720	168.00	0.00	0.00	0.00	168.00	31.29	0.00	0.00	0.00	31.29	81.38%
Hallway	H	8	1870	115.08	0.00	0.00	0.00	115.08	37.37	0.00	0.00	0.00	37.37	67.53%
Auditorium	AU	13	9906	100.63	0.00	0.00	0.00	100.63	57.68	0.00	0.00	0.00	57.68	42.68%
Building Average			145178	102.79			0.00	102.79	55.41			0.00	55.41	46.09%



Hours per Week for each Area Type

Data Logger Detail for Sample Meeting place, Sample Meeting Area Page 1 of 1

All Loggers Listed			Hours Installed					Lights On				Occupied							
Logger	Room Location	Ty	Total	Peak	Off	Shldr 1	Shldr 2	Installed	Removed	Peak	Off	Shldr 1	Shldr 2	Total	Peak	Off	Shldr 1	Shldr 2	Total
22873	Broadbent Arena Hall #1	H	348.55	348.55	0.00	0.00	0.00	6/29/05 11:28 AM	7/14/05 12:00 AM	348.48	0.00	0.00	0.00	348.48	54.83	0.00	0.00	0.00	54.83
20804	Broadbent Arena Hall #2	H	348.33	348.33	0.00	0.00	0.00	6/29/05 11:41 AM	7/14/05 12:00 AM	348.33	0.00	0.00	0.00	348.33	92.67	0.00	0.00	0.00	92.67
24369	Broadbent Arena Hall #3	H	348.20	348.20	0.00	0.00	0.00	6/29/05 11:49 AM	7/14/05 12:00 AM	348.20	0.00	0.00	0.00	348.20	154.82	0.00	0.00	0.00	154.82
23851	Freedom Hall - SE Hall #2	H	344.63	344.63	0.00	0.00	0.00	6/29/05 3:23 PM	7/14/05 12:00 AM	111.63	0.00	0.00	0.00	111.63	66.60	0.00	0.00	0.00	66.60
23845	Freedom Hall - SE Hall #3	H	344.65	344.65	0.00	0.00	0.00	6/29/05 3:22 PM	7/14/05 12:00 AM	111.53	0.00	0.00	0.00	111.53	70.80	0.00	0.00	0.00	70.80
24311	Freedom Hall Front Lobby	H	344.97	344.97	0.00	0.00	0.00	6/29/05 3:03 PM	7/14/05 12:00 AM	344.87	0.00	0.00	0.00	344.87	115.07	0.00	0.00	0.00	115.07
24300	Freedom Hall Ramp SE	H	344.87	344.87	0.00	0.00	0.00	6/29/05 3:09 PM	7/14/05 12:00 AM	143.58	0.00	0.00	0.00	143.58	24.67	0.00	0.00	0.00	24.67
24039	Freedom Hall Ramp SW	H	345.00	345.00	0.00	0.00	0.00	6/29/05 3:01 PM	7/14/05 12:00 AM	143.75	0.00	0.00	0.00	143.75	37.13	0.00	0.00	0.00	37.13
23884	South Wing A Open Area #1	AU	344.43	344.43	0.00	0.00	0.00	6/29/05 3:35 PM	7/14/05 12:00 AM	337.93	0.00	0.00	0.00	337.93	221.40	0.00	0.00	0.00	221.40
24338	South Wing A Open Area #2	AU	344.38	344.38	0.00	0.00	0.00	6/29/05 3:38 PM	7/14/05 12:00 AM	337.75	0.00	0.00	0.00	337.75	218.03	0.00	0.00	0.00	218.03
24131	South Wing A Open Area #3	AU	344.25	344.25	0.00	0.00	0.00	6/29/05 3:46 PM	7/14/05 12:00 AM	316.65	0.00	0.00	0.00	316.65	200.80	0.00	0.00	0.00	200.80
24383	South Wing Storage Area	S	343.63	343.63	0.00	0.00	0.00	6/29/05 4:23 PM	7/14/05 12:00 AM	343.63	0.00	0.00	0.00	343.63	64.00	0.00	0.00	0.00	64.00
23498	West Hall Front Lobby M RR	R	347.35	347.35	0.00	0.00	0.00	6/29/05 12:40 PM	7/14/05 12:00 AM	347.18	0.00	0.00	0.00	347.18	99.23	0.00	0.00	0.00	99.23
21623	West Hall Open Area #1	AU	347.72	347.72	0.00	0.00	0.00	6/29/05 12:18 PM	7/14/05 12:00 AM	23.80	0.00	0.00	0.00	23.80	6.80	0.00	0.00	0.00	6.80
21964	West Hall Open Area #3	AU	347.63	347.63	0.00	0.00	0.00	6/29/05 12:23 PM	7/14/05 12:00 AM	32.03	0.00	0.00	0.00	32.03	5.00	0.00	0.00	0.00	5.00
24649	West Wing #2	AU	349.43	349.43	0.00	0.00	0.00	6/29/05 10:35 AM	7/14/05 12:00 AM	171.80	0.00	0.00	0.00	171.80	74.23	0.00	0.00	0.00	74.23
20672	West Wing #3	AU	349.33	349.33	0.00	0.00	0.00	6/29/05 10:41 AM	7/14/05 12:00 AM	164.40	0.00	0.00	0.00	164.40	138.83	0.00	0.00	0.00	138.83
21063	West Wing #4	AU	349.28	349.28	0.00	0.00	0.00	6/29/05 10:44 AM	7/14/05 12:00 AM	231.83	0.00	0.00	0.00	231.83	167.90	0.00	0.00	0.00	167.90
22980	West Wing #5	AU	349.23	349.23	0.00	0.00	0.00	6/29/05 10:47 AM	7/14/05 12:00 AM	205.47	0.00	0.00	0.00	205.47	154.00	0.00	0.00	0.00	154.00
20667	West Wing #6	AU	349.13	349.13	0.00	0.00	0.00	6/29/05 10:53 AM	7/14/05 12:00 AM	224.32	0.00	0.00	0.00	224.32	148.55	0.00	0.00	0.00	148.55
22143	West Wing Pavilion #1	AU	349.07	349.07	0.00	0.00	0.00	6/29/05 10:57 AM	7/14/05 12:00 AM	231.80	0.00	0.00	0.00	231.80	110.93	0.00	0.00	0.00	110.93
20905	West Wing Pavilion #2	AU	349.02	349.02	0.00	0.00	0.00	6/29/05 11:00 AM	7/14/05 12:00 AM	209.48	0.00	0.00	0.00	209.48	57.85	0.00	0.00	0.00	57.85
22237	West Wing Pavilion #3	AU	348.97	348.97	0.00	0.00	0.00	6/29/05 11:03 AM	7/14/05 12:00 AM	217.63	0.00	0.00	0.00	217.63	45.27	0.00	0.00	0.00	45.27

Normalized Data Logger Detail for Sample Meeting place, Sample Meeting Area Page 1 of 1

All Loggers Listed			Load	Normalized Weekly Hours of Use					Normalized Weekly Hours of Occupancy					
Logger	Room Location	Ty	Watts	Peak	Off	Shldr 1	Shldr 2	Total	Peak	Off	Shldr 1	Shldr 2	Total	% sav
22873	Broadbent	H	800	167.97	0.00	0.00	0.00	167.97	26.43	0.00	0.00	0.00	26.43	84.27%
20804	Broadbent	H	1120	168.00	0.00	0.00	0.00	168.00	44.69	0.00	0.00	0.00	44.69	73.40%
24369	Broadbent	H	960	168.00	0.00	0.00	0.00	168.00	74.70	0.00	0.00	0.00	74.70	55.54%
23851	Freedom Hall -	H	3600	54.42	0.00	0.00	0.00	54.42	32.47	0.00	0.00	0.00	32.47	40.33%
23845	Freedom Hall -	H	1680	54.37	0.00	0.00	0.00	54.37	34.51	0.00	0.00	0.00	34.51	36.53%
24311	Freedom Hall	H	3600	167.95	0.00	0.00	0.00	167.95	56.04	0.00	0.00	0.00	56.04	66.63%
24300	Freedom Hall	H	1600	69.95	0.00	0.00	0.00	69.95	12.02	0.00	0.00	0.00	12.02	82.82%
24039	Freedom Hall	H	1600	70.00	0.00	0.00	0.00	70.00	18.08	0.00	0.00	0.00	18.08	74.17%
23884	South Wing A	AU	13650	164.83	0.00	0.00	0.00	164.83	107.99	0.00	0.00	0.00	107.99	34.48%
24338	South Wing A	AU	13650	164.76	0.00	0.00	0.00	164.76	106.36	0.00	0.00	0.00	106.36	35.45%
24131	South Wing A	AU	13650	154.53	0.00	0.00	0.00	154.53	97.99	0.00	0.00	0.00	97.99	36.59%
24383	South Wing	S	720	168.00	0.00	0.00	0.00	168.00	31.29	0.00	0.00	0.00	31.29	81.38%
23498	West Hall Front	R	720	167.92	0.00	0.00	0.00	167.92	48.00	0.00	0.00	0.00	48.00	71.41%
21623	West Hall	AU	9000	11.50	0.00	0.00	0.00	11.50	3.29	0.00	0.00	0.00	3.29	71.39%
21964	West Hall	AU	9000	15.48	0.00	0.00	0.00	15.48	2.42	0.00	0.00	0.00	2.42	84.37%
24649	West Wing #2	AU	9000	82.60	0.00	0.00	0.00	82.60	35.69	0.00	0.00	0.00	35.69	56.79%
20672	West Wing #3	AU	9000	79.06	0.00	0.00	0.00	79.06	66.77	0.00	0.00	0.00	66.77	15.55%
21063	West Wing #4	AU	9000	111.51	0.00	0.00	0.00	111.51	80.76	0.00	0.00	0.00	80.76	27.58%
22980	West Wing #5	AU	9000	98.84	0.00	0.00	0.00	98.84	74.08	0.00	0.00	0.00	74.08	25.05%
20667	West Wing #6	AU	9000	107.94	0.00	0.00	0.00	107.94	71.48	0.00	0.00	0.00	71.48	33.78%
22143	West Wing	AU	6825	111.56	0.00	0.00	0.00	111.56	53.39	0.00	0.00	0.00	53.39	52.14%
20905	West Wing	AU	9000	100.84	0.00	0.00	0.00	100.84	27.85	0.00	0.00	0.00	27.85	72.38%
22237	West Wing	AU	9000	104.77	0.00	0.00	0.00	104.77	21.79	0.00	0.00	0.00	21.79	79.20%

Building Summary Totals for Sample Meeting place, Sample Meeting Area Page 1 of 1

Building Summary Totals				Lights On KWHR					Occupied KWHR				
Area Type		Qty	Watts	Peak	Off	Shldr 1	Shldr 2	Total	Peak	Off	Shldr 1	Shldr 2	Total
Restroom	R	1	720	121	0	0	0	121	35	0	0	0	35
Storage	S	1	720	121	0	0	0	121	23	0	0	0	23
Hallway	H	8	14960	1722	0	0	0	1722	559	0	0	0	559
Auditorium	AU	13	128778	12959	0	0	0	12959	7428	0	0	0	7428
Building Totals			145178	14922			0	14922	8044			0	8044

Broadbent Arena Hall #1

Area type: Hallway. Logger: 22873. Time delay 10 minutes. Sample Meeting place, Sample Meeting Area

Energy Analysis

Data by Day of Week

Sun	Total Log Time	Hours /Day	Logged Lites On	Normlzd Lites On per Day	Logged Occ	Normlzd Occ per Day
Peak	48.000	24.000	48.000	24.000	6.983	3.492
Off	0.000	0.000	0.000	0.000	0.000	0.000
Sh 1	0.000	0.000	0.000	0.000	0.000	0.000
Sh 2	0.000	0.000	0.000	0.000	0.000	0.000
Total	48.000	24.000	48.000	24.000	6.983	3.492

Tue	Total Log Time	Hours /Day	Logged Lites On	Normlzd Lites On per Day	Logged Occ	Normlzd Occ per Day
Peak	48.000	24.000	47.933	23.967	14.317	7.158
Off	0.000	0.000	0.000	0.000	0.000	0.000
Sh 1	0.000	0.000	0.000	0.000	0.000	0.000
Sh 2	0.000	0.000	0.000	0.000	0.000	0.000
Total	48.000	24.000	47.933	23.967	14.317	7.158

Thu	Total Log Time	Hours /Day	Logged Lites On	Normlzd Lites On per Day	Logged Occ	Normlzd Occ per Day
Peak	48.000	24.000	48.000	24.000	5.867	2.933
Off	0.000	0.000	0.000	0.000	0.000	0.000
Sh 1	0.000	0.000	0.000	0.000	0.000	0.000
Sh 2	0.000	0.000	0.000	0.000	0.000	0.000
Total	48.000	24.000	48.000	24.000	5.867	2.933

Sat	Total Log Time	Hours /Day	Logged Lites On	Normlzd Lites On per Day	Logged Occ	Normlzd Occ per Day
Peak	48.000	24.000	48.000	24.000	1.600	0.800
Off	0.000	0.000	0.000	0.000	0.000	0.000
Sh 1	0.000	0.000	0.000	0.000	0.000	0.000
Sh 2	0.000	0.000	0.000	0.000	0.000	0.000
Total	48.000	24.000	48.000	24.000	1.600	0.800

Mon	Total Log Time	Hours /Day	Logged Lites On	Normlzd Lites On per Day	Logged Occ	Normlzd Occ per Day
Peak	48.000	24.000	48.000	24.000	5.883	2.942
Off	0.000	0.000	0.000	0.000	0.000	0.000
Sh 1	0.000	0.000	0.000	0.000	0.000	0.000
Sh 2	0.000	0.000	0.000	0.000	0.000	0.000
Total	48.000	24.000	48.000	24.000	5.883	2.942

Wed	Total Log Time	Hours /Day	Logged Lites On	Normlzd Lites On per Day	Logged Occ	Normlzd Occ per Day
Peak	60.550	24.000	60.550	24.000	13.983	5.543
Off	0.000	0.000	0.000	0.000	0.000	0.000
Sh 1	0.000	0.000	0.000	0.000	0.000	0.000
Sh 2	0.000	0.000	0.000	0.000	0.000	0.000
Total	60.550	24.000	60.550	24.000	13.983	5.543


Fri	Total Log Time	Hours /Day	Logged Lites On	Normlzd Lites On per Day	Logged Occ	Normlzd Occ per Day
Peak	48.000	24.000	48.000	24.000	6.200	3.100
Off	0.000	0.000	0.000	0.000	0.000	0.000
Sh 1	0.000	0.000	0.000	0.000	0.000	0.000
Sh 2	0.000	0.000	0.000	0.000	0.000	0.000
Total	48.000	24.000	48.000	24.000	6.200	3.100

	Logged Totals			Normalized Totals		
	Lites On	Occupied	Logged	Lites On	Occupied	% Savings
Peak	348.483	54.833	348.550	167.968	26.429	84.3%
Off Peak	0.000	0.000	0.000	0.000	0.000	0.0%
Sh 1	0.000	0.000	0.000	0.000	0.000	0.0%
Sh 2	0.000	0.000	0.000	0.000	0.000	0.0%
Total	348.483	54.833	348.550	167.968	26.429	84.3%

Normalized Data

	Sun		Mon		Tue		Wed		Thu		Fri		Sat	
	LO	Occ	LO	Occ	LO	Occ	LO	Occ	LO	Occ	LO	Occ	LO	Occ
Peak	24.000	3.492	24.000	2.942	23.967	7.158	24.000	5.543	24.000	2.933	24.000	3.100	24.000	0.800
Off Peak	0.000	0.000	0.000	0.000	0.000	0.000	0.000	0.000	0.000	0.000	0.000	0.000	0.000	0.000
Sh 1	0.000	0.000	0.000	0.000	0.000	0.000	0.000	0.000	0.000	0.000	0.000	0.000	0.000	0.000
Sh 2	0.000	0.000	0.000	0.000	0.000	0.000	0.000	0.000	0.000	0.000	0.000	0.000	0.000	0.000
Total	24.000	3.492	24.000	2.942	23.967	7.158	24.000	5.543	24.000	2.933	24.000	3.100	24.000	0.800

	Logged Totals			Normalized by Day	Normalized Weekly Totals		
	Lites On	Occupied	Logged		Lites On	Occupied	% Savings
Peak	348.483	54.833	348.550	^^ ^^	167.968	26.429	84.3%
Off Peak	0.000	0.000	0.000		0.000	0.000	0.0%
Sh 1	0.000	0.000	0.000		0.000	0.000	0.0%
Sh 2	0.000	0.000	0.000		0.000	0.000	0.0%
Total	348.483	54.833	348.550		167.968	26.429	84.3%



Broadbent Arena Hall #2

Area type: Hallway. Logger: 20804. Time delay 10 minutes. Sample Meeting place, Sample Meeting Area

Energy Analysis

Data by Day of Week

Sun	Total Log Time	Hours /Day	Logged Lites On	Normlzd Lites On per Day	Logged Occ	Normlzd Occ per Day
Peak	48.000	24.000	48.000	24.000	16.050	8.025
Off	0.000	0.000	0.000	0.000	0.000	0.000
Sh 1	0.000	0.000	0.000	0.000	0.000	0.000
Sh 2	0.000	0.000	0.000	0.000	0.000	0.000
Total	48.000	24.000	48.000	24.000	16.050	8.025

Tue	Total Log Time	Hours /Day	Logged Lites On	Normlzd Lites On per Day	Logged Occ	Normlzd Occ per Day
Peak	48.000	24.000	48.000	24.000	24.283	12.142
Off	0.000	0.000	0.000	0.000	0.000	0.000
Sh 1	0.000	0.000	0.000	0.000	0.000	0.000
Sh 2	0.000	0.000	0.000	0.000	0.000	0.000
Total	48.000	24.000	48.000	24.000	24.283	12.142

Thu	Total Log Time	Hours /Day	Logged Lites On	Normlzd Lites On per Day	Logged Occ	Normlzd Occ per Day
Peak	48.000	24.000	48.000	24.000	5.367	2.683
Off	0.000	0.000	0.000	0.000	0.000	0.000
Sh 1	0.000	0.000	0.000	0.000	0.000	0.000
Sh 2	0.000	0.000	0.000	0.000	0.000	0.000
Total	48.000	24.000	48.000	24.000	5.367	2.683

Sat	Total Log Time	Hours /Day	Logged Lites On	Normlzd Lites On per Day	Logged Occ	Normlzd Occ per Day
Peak	48.000	24.000	48.000	24.000	6.500	3.250
Off	0.000	0.000	0.000	0.000	0.000	0.000
Sh 1	0.000	0.000	0.000	0.000	0.000	0.000
Sh 2	0.000	0.000	0.000	0.000	0.000	0.000
Total	48.000	24.000	48.000	24.000	6.500	3.250

Mon	Total Log Time	Hours /Day	Logged Lites On	Normlzd Lites On per Day	Logged Occ	Normlzd Occ per Day
Peak	48.000	24.000	48.000	24.000	14.817	7.408
Off	0.000	0.000	0.000	0.000	0.000	0.000
Sh 1	0.000	0.000	0.000	0.000	0.000	0.000
Sh 2	0.000	0.000	0.000	0.000	0.000	0.000
Total	48.000	24.000	48.000	24.000	14.817	7.408

Wed	Total Log Time	Hours /Day	Logged Lites On	Normlzd Lites On per Day	Logged Occ	Normlzd Occ per Day
Peak	60.333	24.000	60.333	24.000	20.083	7.989
Off	0.000	0.000	0.000	0.000	0.000	0.000
Sh 1	0.000	0.000	0.000	0.000	0.000	0.000
Sh 2	0.000	0.000	0.000	0.000	0.000	0.000
Total	60.333	24.000	60.333	24.000	20.083	7.989


Fri	Total Log Time	Hours /Day	Logged Lites On	Normlzd Lites On per Day	Logged Occ	Normlzd Occ per Day
Peak	48.000	24.000	48.000	24.000	5.567	2.783
Off	0.000	0.000	0.000	0.000	0.000	0.000
Sh 1	0.000	0.000	0.000	0.000	0.000	0.000
Sh 2	0.000	0.000	0.000	0.000	0.000	0.000
Total	48.000	24.000	48.000	24.000	5.567	2.783

	Logged Totals			Normalized Totals		
	Lites On	Occupied	Logged	Lites On	Occupied	% Savings
Peak	348.333	92.667	348.333	168.000	44.693	73.4%
Off Peak	0.000	0.000	0.000	0.000	0.000	0.0%
Sh 1	0.000	0.000	0.000	0.000	0.000	0.0%
Sh 2	0.000	0.000	0.000	0.000	0.000	0.0%
Total	348.333	92.667	348.333	168.000	44.693	73.4%

Normalized Data

	Sun		Mon		Tue		Wed		Thu		Fri		Sat	
	LO	Occ	LO	Occ	LO	Occ	LO	Occ	LO	Occ	LO	Occ	LO	Occ
Peak	24.000	8.025	24.000	7.408	24.000	12.142	24.000	7.989	24.000	2.683	24.000	2.783	24.000	3.250
Off Peak	0.000	0.000	0.000	0.000	0.000	0.000	0.000	0.000	0.000	0.000	0.000	0.000	0.000	0.000
Sh 1	0.000	0.000	0.000	0.000	0.000	0.000	0.000	0.000	0.000	0.000	0.000	0.000	0.000	0.000
Sh 2	0.000	0.000	0.000	0.000	0.000	0.000	0.000	0.000	0.000	0.000	0.000	0.000	0.000	0.000
Total	24.000	8.025	24.000	7.408	24.000	12.142	24.000	7.989	24.000	2.683	24.000	2.783	24.000	3.250

	Logged Totals			Normalized by Day	Normalized Weekly Totals		
	Lites On	Occupied	Logged		Lites On	Occupied	% Savings
Peak	348.333	92.667	348.333	^^ ^^	168.000	44.693	73.4%
Off Peak	0.000	0.000	0.000		0.000	0.000	0.0%
Sh 1	0.000	0.000	0.000		0.000	0.000	0.0%
Sh 2	0.000	0.000	0.000		0.000	0.000	0.0%
Total	348.333	92.667	348.333		168.000	44.693	73.4%



Broadbent Arena Hall #3

Area type: Hallway. Logger: 24369. Time delay 10 minutes. Sample Meeting place, Sample Meeting Area

Energy Analysis

Data by Day of Week

Sun	Total Log Time	Hours /Day	Logged Lites On	Normlzd Lites On per Day	Logged Occ	Normlzd Occ per Day
Peak	48.000	24.000	48.000	24.000	24.733	12.367
Off	0.000	0.000	0.000	0.000	0.000	0.000
Sh 1	0.000	0.000	0.000	0.000	0.000	0.000
Sh 2	0.000	0.000	0.000	0.000	0.000	0.000
Total	48.000	24.000	48.000	24.000	24.733	12.367

Tue	Total Log Time	Hours /Day	Logged Lites On	Normlzd Lites On per Day	Logged Occ	Normlzd Occ per Day
Peak	48.000	24.000	48.000	24.000	28.283	14.142
Off	0.000	0.000	0.000	0.000	0.000	0.000
Sh 1	0.000	0.000	0.000	0.000	0.000	0.000
Sh 2	0.000	0.000	0.000	0.000	0.000	0.000
Total	48.000	24.000	48.000	24.000	28.283	14.142

Thu	Total Log Time	Hours /Day	Logged Lites On	Normlzd Lites On per Day	Logged Occ	Normlzd Occ per Day
Peak	48.000	24.000	48.000	24.000	14.333	7.167
Off	0.000	0.000	0.000	0.000	0.000	0.000
Sh 1	0.000	0.000	0.000	0.000	0.000	0.000
Sh 2	0.000	0.000	0.000	0.000	0.000	0.000
Total	48.000	24.000	48.000	24.000	14.333	7.167

Sat	Total Log Time	Hours /Day	Logged Lites On	Normlzd Lites On per Day	Logged Occ	Normlzd Occ per Day
Peak	48.000	24.000	48.000	24.000	21.883	10.942
Off	0.000	0.000	0.000	0.000	0.000	0.000
Sh 1	0.000	0.000	0.000	0.000	0.000	0.000
Sh 2	0.000	0.000	0.000	0.000	0.000	0.000
Total	48.000	24.000	48.000	24.000	21.883	10.942

Mon	Total Log Time	Hours /Day	Logged Lites On	Normlzd Lites On per Day	Logged Occ	Normlzd Occ per Day
Peak	48.000	24.000	48.000	24.000	23.517	11.758
Off	0.000	0.000	0.000	0.000	0.000	0.000
Sh 1	0.000	0.000	0.000	0.000	0.000	0.000
Sh 2	0.000	0.000	0.000	0.000	0.000	0.000
Total	48.000	24.000	48.000	24.000	23.517	11.758

Wed	Total Log Time	Hours /Day	Logged Lites On	Normlzd Lites On per Day	Logged Occ	Normlzd Occ per Day
Peak	60.200	24.000	60.200	24.000	28.633	11.415
Off	0.000	0.000	0.000	0.000	0.000	0.000
Sh 1	0.000	0.000	0.000	0.000	0.000	0.000
Sh 2	0.000	0.000	0.000	0.000	0.000	0.000
Total	60.200	24.000	60.200	24.000	28.633	11.415


Fri	Total Log Time	Hours /Day	Logged Lites On	Normlzd Lites On per Day	Logged Occ	Normlzd Occ per Day
Peak	48.000	24.000	48.000	24.000	13.433	6.717
Off	0.000	0.000	0.000	0.000	0.000	0.000
Sh 1	0.000	0.000	0.000	0.000	0.000	0.000
Sh 2	0.000	0.000	0.000	0.000	0.000	0.000
Total	48.000	24.000	48.000	24.000	13.433	6.717

	Logged Totals			Normalized Totals		
	Lites On	Occupied	Logged	Lites On	Occupied	% Savings
Peak	348.200	154.817	348.200	168.000	74.696	55.5%
Off Peak	0.000	0.000	0.000	0.000	0.000	0.0%
Sh 1	0.000	0.000	0.000	0.000	0.000	0.0%
Sh 2	0.000	0.000	0.000	0.000	0.000	0.0%
Total	348.200	154.817	348.200	168.000	74.696	55.5%

Normalized Data

	Sun		Mon		Tue		Wed		Thu		Fri		Sat	
	LO	Occ	LO	Occ	LO	Occ	LO	Occ	LO	Occ	LO	Occ	LO	Occ
Peak	24.000	12.367	24.000	11.758	24.000	14.142	24.000	11.415	24.000	7.167	24.000	6.717	24.000	10.942
Off Peak	0.000	0.000	0.000	0.000	0.000	0.000	0.000	0.000	0.000	0.000	0.000	0.000	0.000	0.000
Sh 1	0.000	0.000	0.000	0.000	0.000	0.000	0.000	0.000	0.000	0.000	0.000	0.000	0.000	0.000
Sh 2	0.000	0.000	0.000	0.000	0.000	0.000	0.000	0.000	0.000	0.000	0.000	0.000	0.000	0.000
Total	24.000	12.367	24.000	11.758	24.000	14.142	24.000	11.415	24.000	7.167	24.000	6.717	24.000	10.942

	Logged Totals			Normalized by Day	Normalized Weekly Totals		
	Lites On	Occupied	Logged		Lites On	Occupied	% Savings
Peak	348.200	154.817	348.200	^^ ^^	168.000	74.696	55.5%
Off Peak	0.000	0.000	0.000		0.000	0.000	0.0%
Sh 1	0.000	0.000	0.000		0.000	0.000	0.0%
Sh 2	0.000	0.000	0.000		0.000	0.000	0.0%
Total	348.200	154.817	348.200		168.000	74.696	55.5%



Freedom Hall - SE Hall #2

Area type: Hallway. Logger: 23851. Time delay 10 minutes. Sample Meeting place, Sample Meeting Area

Energy Analysis

Data by Day of Week

Sun	Total Log Time	Hours /Day	Logged Lites On	Normlzd Lites On per Day	Logged Occ	Normlzd Occ per Day
Peak	48.000	24.000	5.733	2.967	3.267	1.633
Off	0.000	0.000	0.000	0.000	0.000	0.000
Sh 1	0.000	0.000	0.000	0.000	0.000	0.000
Sh 2	0.000	0.000	0.000	0.000	0.000	0.000
Total	48.000	24.000	5.733	2.967	3.267	1.633

Tue	Total Log Time	Hours /Day	Logged Lites On	Normlzd Lites On per Day	Logged Occ	Normlzd Occ per Day
Peak	48.000	24.000	9.000	4.500	5.333	2.667
Off	0.000	0.000	0.000	0.000	0.000	0.000
Sh 1	0.000	0.000	0.000	0.000	0.000	0.000
Sh 2	0.000	0.000	0.000	0.000	0.000	0.000
Total	48.000	24.000	9.000	4.500	5.333	2.667

Thu	Total Log Time	Hours /Day	Logged Lites On	Normlzd Lites On per Day	Logged Occ	Normlzd Occ per Day
Peak	48.000	24.000	28.167	14.083	12.700	6.350
Off	0.000	0.000	0.000	0.000	0.000	0.000
Sh 1	0.000	0.000	0.000	0.000	0.000	0.000
Sh 2	0.000	0.000	0.000	0.000	0.000	0.000
Total	48.000	24.000	28.167	14.083	12.700	6.350

Sat	Total Log Time	Hours /Day	Logged Lites On	Normlzd Lites On per Day	Logged Occ	Normlzd Occ per Day
Peak	48.000	24.000	12.667	6.333	11.167	5.583
Off	0.000	0.000	0.000	0.000	0.000	0.000
Sh 1	0.000	0.000	0.000	0.000	0.000	0.000
Sh 2	0.000	0.000	0.000	0.000	0.000	0.000
Total	48.000	24.000	12.667	6.333	11.167	5.583

Mon	Total Log Time	Hours /Day	Logged Lites On	Normlzd Lites On per Day	Logged Occ	Normlzd Occ per Day
Peak	48.000	24.000	13.333	6.667	7.167	3.583
Off	0.000	0.000	0.000	0.000	0.000	0.000
Sh 1	0.000	0.000	0.000	0.000	0.000	0.000
Sh 2	0.000	0.000	0.000	0.000	0.000	0.000
Total	48.000	24.000	13.333	6.667	7.167	3.583

Wed	Total Log Time	Hours /Day	Logged Lites On	Normlzd Lites On per Day	Logged Occ	Normlzd Occ per Day
Peak	56.633	24.000	33.900	14.366	19.433	8.235
Off	0.000	0.000	0.000	0.000	0.000	0.000
Sh 1	0.000	0.000	0.000	0.000	0.000	0.000
Sh 2	0.000	0.000	0.000	0.000	0.000	0.000
Total	56.633	24.000	33.900	14.366	19.433	8.235

Fri	Total Log Time	Hours /Day	Logged Lites On	Normlzd Lites On per Day	Logged Occ	Normlzd Occ per Day
Peak	48.000	24.000	8.833	4.417	7.533	3.767
Off	0.000	0.000	0.000	0.000	0.000	0.000
Sh 1	0.000	0.000	0.000	0.000	0.000	0.000
Sh 2	0.000	0.000	0.000	0.000	0.000	0.000
Total	48.000	24.000	8.833	4.417	7.533	3.767

	Logged Totals			Normalized Totals		
	Lites On	Occupied	Logged	Lites On	Occupied	% Savings
Peak	111.633	66.600	344.633	54.418	32.466	40.3%
Off Peak	0.000	0.000	0.000	0.000	0.000	0.0%
Sh 1	0.000	0.000	0.000	0.000	0.000	0.0%
Sh 2	0.000	0.000	0.000	0.000	0.000	0.0%
Total	111.633	66.600	344.633	54.418	32.466	40.3%

Normalized Data

	Sun		Mon		Tue		Wed		Thu		Fri		Sat	
	LO	Occ	LO	Occ	LO	Occ	LO	Occ	LO	Occ	LO	Occ	LO	Occ
Peak	2.967	1.633	6.667	3.583	4.500	2.667	14.366	8.235	14.083	6.350	4.417	3.767	6.333	5.583
Off Peak	0.000	0.000	0.000	0.000	0.000	0.000	0.000	0.000	0.000	0.000	0.000	0.000	0.000	0.000
Sh 1	0.000	0.000	0.000	0.000	0.000	0.000	0.000	0.000	0.000	0.000	0.000	0.000	0.000	0.000
Sh 2	0.000	0.000	0.000	0.000	0.000	0.000	0.000	0.000	0.000	0.000	0.000	0.000	0.000	0.000
Total	2.967	1.633	6.667	3.583	4.500	2.667	14.366	8.235	14.083	6.350	4.417	3.767	6.333	5.583

	Logged Totals			Normalized by Day	Normalized Weekly Totals		
	Lites On	Occupied	Logged		Lites On	Occupied	% Savings
Peak	111.633	66.600	344.633	^^ ^^	54.418	32.466	40.3%
Off Peak	0.000	0.000	0.000		0.000	0.000	0.0%
Sh 1	0.000	0.000	0.000		0.000	0.000	0.0%
Sh 2	0.000	0.000	0.000		0.000	0.000	0.0%
Total	111.633	66.600	344.633		54.418	32.466	40.3%



Freedom Hall - SE Hall #3

Area type: Hallway. Logger: 23845. Time delay 10 minutes. Sample Meeting place, Sample Meeting Area

Energy Analysis

Data by Day of Week

Sun	Total Log Time	Hours /Day	Logged Lites On	Normlzd Lites On per Day	Logged Occ	Normlzd Occ per Day
Peak	48.000	24.000	5.767	2.893	2.833	1.417
Off	0.000	0.000	0.000	0.000	0.000	0.000
Sh 1	0.000	0.000	0.000	0.000	0.000	0.000
Sh 2	0.000	0.000	0.000	0.000	0.000	0.000
Total	48.000	24.000	5.767	2.893	2.833	1.417

Tue	Total Log Time	Hours /Day	Logged Lites On	Normlzd Lites On per Day	Logged Occ	Normlzd Occ per Day
Peak	48.000	24.000	8.900	4.450	5.600	2.800
Off	0.000	0.000	0.000	0.000	0.000	0.000
Sh 1	0.000	0.000	0.000	0.000	0.000	0.000
Sh 2	0.000	0.000	0.000	0.000	0.000	0.000
Total	48.000	24.000	8.900	4.450	5.600	2.800

Thu	Total Log Time	Hours /Day	Logged Lites On	Normlzd Lites On per Day	Logged Occ	Normlzd Occ per Day
Peak	48.000	24.000	28.200	14.100	15.167	7.583
Off	0.000	0.000	0.000	0.000	0.000	0.000
Sh 1	0.000	0.000	0.000	0.000	0.000	0.000
Sh 2	0.000	0.000	0.000	0.000	0.000	0.000
Total	48.000	24.000	28.200	14.100	15.167	7.583

Sat	Total Log Time	Hours /Day	Logged Lites On	Normlzd Lites On per Day	Logged Occ	Normlzd Occ per Day
Peak	48.000	24.000	12.633	6.317	10.700	5.350
Off	0.000	0.000	0.000	0.000	0.000	0.000
Sh 1	0.000	0.000	0.000	0.000	0.000	0.000
Sh 2	0.000	0.000	0.000	0.000	0.000	0.000
Total	48.000	24.000	12.633	6.317	10.700	5.350

Mon	Total Log Time	Hours /Day	Logged Lites On	Normlzd Lites On per Day	Logged Occ	Normlzd Occ per Day
Peak	48.000	24.000	13.300	6.650	8.100	4.050
Off	0.000	0.000	0.000	0.000	0.000	0.000
Sh 1	0.000	0.000	0.000	0.000	0.000	0.000
Sh 2	0.000	0.000	0.000	0.000	0.000	0.000
Total	48.000	24.000	13.300	6.650	8.100	4.050

Wed	Total Log Time	Hours /Day	Logged Lites On	Normlzd Lites On per Day	Logged Occ	Normlzd Occ per Day
Peak	56.650	24.000	33.867	14.348	20.367	8.628
Off	0.000	0.000	0.000	0.000	0.000	0.000
Sh 1	0.000	0.000	0.000	0.000	0.000	0.000
Sh 2	0.000	0.000	0.000	0.000	0.000	0.000
Total	56.650	24.000	33.867	14.348	20.367	8.628


Fri	Total Log Time	Hours /Day	Logged Lites On	Normlzd Lites On per Day	Logged Occ	Normlzd Occ per Day
Peak	48.000	24.000	8.867	4.433	8.033	4.017
Off	0.000	0.000	0.000	0.000	0.000	0.000
Sh 1	0.000	0.000	0.000	0.000	0.000	0.000
Sh 2	0.000	0.000	0.000	0.000	0.000	0.000
Total	48.000	24.000	8.867	4.433	8.033	4.017

	Logged Totals			Normalized Totals		
	Lites On	Occupied	Logged	Lites On	Occupied	% Savings
Peak	111.533	70.800	344.650	54.367	34.512	36.5%
Off Peak	0.000	0.000	0.000	0.000	0.000	0.0%
Sh 1	0.000	0.000	0.000	0.000	0.000	0.0%
Sh 2	0.000	0.000	0.000	0.000	0.000	0.0%
Total	111.533	70.800	344.650	54.367	34.512	36.5%

Normalized Data

	Sun		Mon		Tue		Wed		Thu		Fri		Sat	
	LO	Occ	LO	Occ	LO	Occ	LO	Occ	LO	Occ	LO	Occ	LO	Occ
Peak	2.893	1.417	6.650	4.050	4.450	2.800	14.348	8.628	14.100	7.583	4.433	4.017	6.317	5.350
Off Peak	0.000	0.000	0.000	0.000	0.000	0.000	0.000	0.000	0.000	0.000	0.000	0.000	0.000	0.000
Sh 1	0.000	0.000	0.000	0.000	0.000	0.000	0.000	0.000	0.000	0.000	0.000	0.000	0.000	0.000
Sh 2	0.000	0.000	0.000	0.000	0.000	0.000	0.000	0.000	0.000	0.000	0.000	0.000	0.000	0.000
Total	2.893	1.417	6.650	4.050	4.450	2.800	14.348	8.628	14.100	7.583	4.433	4.017	6.317	5.350

	Logged Totals			Normalized by Day	Normalized Weekly Totals		
	Lites On	Occupied	Logged		Lites On	Occupied	% Savings
Peak	111.533	70.800	344.650	^^ ^^	54.367	34.512	36.5%
Off Peak	0.000	0.000	0.000		0.000	0.000	0.0%
Sh 1	0.000	0.000	0.000		0.000	0.000	0.0%
Sh 2	0.000	0.000	0.000		0.000	0.000	0.0%
Total	111.533	70.800	344.650		54.367	34.512	36.5%



Freedom Hall Front Lobby

Area type: Hallway. Logger: 24311. Time delay 10 minutes. Sample Meeting place, Sample Meeting Area

Energy Analysis

Data by Day of Week

Sun	Total Log Time	Hours /Day	Logged Lites On	Normlzd Lites On per Day	Logged Occ	Normlzd Occ per Day
Peak	48.000	24.000	48.000	24.000	7.750	3.875
Off	0.000	0.000	0.000	0.000	0.000	0.000
Sh 1	0.000	0.000	0.000	0.000	0.000	0.000
Sh 2	0.000	0.000	0.000	0.000	0.000	0.000
Total	48.000	24.000	48.000	24.000	7.750	3.875

Tue	Total Log Time	Hours /Day	Logged Lites On	Normlzd Lites On per Day	Logged Occ	Normlzd Occ per Day
Peak	48.000	24.000	48.000	24.000	18.567	9.283
Off	0.000	0.000	0.000	0.000	0.000	0.000
Sh 1	0.000	0.000	0.000	0.000	0.000	0.000
Sh 2	0.000	0.000	0.000	0.000	0.000	0.000
Total	48.000	24.000	48.000	24.000	18.567	9.283

Thu	Total Log Time	Hours /Day	Logged Lites On	Normlzd Lites On per Day	Logged Occ	Normlzd Occ per Day
Peak	48.000	24.000	48.000	24.000	16.333	8.167
Off	0.000	0.000	0.000	0.000	0.000	0.000
Sh 1	0.000	0.000	0.000	0.000	0.000	0.000
Sh 2	0.000	0.000	0.000	0.000	0.000	0.000
Total	48.000	24.000	48.000	24.000	16.333	8.167

Sat	Total Log Time	Hours /Day	Logged Lites On	Normlzd Lites On per Day	Logged Occ	Normlzd Occ per Day
Peak	48.000	24.000	47.933	23.967	17.483	8.742
Off	0.000	0.000	0.000	0.000	0.000	0.000
Sh 1	0.000	0.000	0.000	0.000	0.000	0.000
Sh 2	0.000	0.000	0.000	0.000	0.000	0.000
Total	48.000	24.000	47.933	23.967	17.483	8.742

Mon	Total Log Time	Hours /Day	Logged Lites On	Normlzd Lites On per Day	Logged Occ	Normlzd Occ per Day
Peak	48.000	24.000	48.000	24.000	9.733	4.867
Off	0.000	0.000	0.000	0.000	0.000	0.000
Sh 1	0.000	0.000	0.000	0.000	0.000	0.000
Sh 2	0.000	0.000	0.000	0.000	0.000	0.000
Total	48.000	24.000	48.000	24.000	9.733	4.867

Wed	Total Log Time	Hours /Day	Logged Lites On	Normlzd Lites On per Day	Logged Occ	Normlzd Occ per Day
Peak	56.967	24.000	56.967	24.000	23.267	9.802
Off	0.000	0.000	0.000	0.000	0.000	0.000
Sh 1	0.000	0.000	0.000	0.000	0.000	0.000
Sh 2	0.000	0.000	0.000	0.000	0.000	0.000
Total	56.967	24.000	56.967	24.000	23.267	9.802


Fri	Total Log Time	Hours /Day	Logged Lites On	Normlzd Lites On per Day	Logged Occ	Normlzd Occ per Day
Peak	48.000	24.000	47.967	23.983	21.933	10.967
Off	0.000	0.000	0.000	0.000	0.000	0.000
Sh 1	0.000	0.000	0.000	0.000	0.000	0.000
Sh 2	0.000	0.000	0.000	0.000	0.000	0.000
Total	48.000	24.000	47.967	23.983	21.933	10.967

	Logged Totals			Normalized Totals		
	Lites On	Occupied	Logged	Lites On	Occupied	% Savings
Peak	344.867	115.067	344.967	167.951	56.038	66.6%
Off Peak	0.000	0.000	0.000	0.000	0.000	0.0%
Sh 1	0.000	0.000	0.000	0.000	0.000	0.0%
Sh 2	0.000	0.000	0.000	0.000	0.000	0.0%
Total	344.867	115.067	344.967	167.951	56.038	66.6%

Normalized Data

	Sun		Mon		Tue		Wed		Thu		Fri		Sat	
	LO	Occ	LO	Occ	LO	Occ	LO	Occ	LO	Occ	LO	Occ	LO	Occ
Peak	24.000	3.875	24.000	4.867	24.000	9.283	24.000	9.802	24.000	8.167	23.983	10.967	23.967	8.742
Off Peak	0.000	0.000	0.000	0.000	0.000	0.000	0.000	0.000	0.000	0.000	0.000	0.000	0.000	0.000
Sh 1	0.000	0.000	0.000	0.000	0.000	0.000	0.000	0.000	0.000	0.000	0.000	0.000	0.000	0.000
Sh 2	0.000	0.000	0.000	0.000	0.000	0.000	0.000	0.000	0.000	0.000	0.000	0.000	0.000	0.000
Total	24.000	3.875	24.000	4.867	24.000	9.283	24.000	9.802	24.000	8.167	23.983	10.967	23.967	8.742

	Logged Totals			Normalized by Day	Normalized Weekly Totals		
	Lites On	Occupied	Logged		Lites On	Occupied	% Savings
Peak	344.867	115.067	344.967	^^ ^^	167.951	56.038	66.6%
Off Peak	0.000	0.000	0.000		0.000	0.000	0.0%
Sh 1	0.000	0.000	0.000		0.000	0.000	0.0%
Sh 2	0.000	0.000	0.000		0.000	0.000	0.0%
Total	344.867	115.067	344.967		167.951	56.038	66.6%



Freedom Hall Ramp SE

Area type: Hallway. Logger: 24300. Time delay 10 minutes. Sample Meeting place, Sample Meeting Area

Energy Analysis

Data by Day of Week

Sun	Total Log Time	Hours /Day	Logged Lites On	Normlzd Lites On per Day	Logged Occ	Normlzd Occ per Day
Peak	48.000	24.000	5.783	2.932	0.400	0.200
Off	0.000	0.000	0.000	0.000	0.000	0.000
Sh 1	0.000	0.000	0.000	0.000	0.000	0.000
Sh 2	0.000	0.000	0.000	0.000	0.000	0.000
Total	48.000	24.000	5.783	2.932	0.400	0.200

Tue	Total Log Time	Hours /Day	Logged Lites On	Normlzd Lites On per Day	Logged Occ	Normlzd Occ per Day
Peak	48.000	24.000	32.967	16.483	1.700	0.850
Off	0.000	0.000	0.000	0.000	0.000	0.000
Sh 1	0.000	0.000	0.000	0.000	0.000	0.000
Sh 2	0.000	0.000	0.000	0.000	0.000	0.000
Total	48.000	24.000	32.967	16.483	1.700	0.850

Thu	Total Log Time	Hours /Day	Logged Lites On	Normlzd Lites On per Day	Logged Occ	Normlzd Occ per Day
Peak	48.000	24.000	28.217	14.108	4.033	2.017
Off	0.000	0.000	0.000	0.000	0.000	0.000
Sh 1	0.000	0.000	0.000	0.000	0.000	0.000
Sh 2	0.000	0.000	0.000	0.000	0.000	0.000
Total	48.000	24.000	28.217	14.108	4.033	2.017

Sat	Total Log Time	Hours /Day	Logged Lites On	Normlzd Lites On per Day	Logged Occ	Normlzd Occ per Day
Peak	48.000	24.000	12.650	6.325	6.433	3.217
Off	0.000	0.000	0.000	0.000	0.000	0.000
Sh 1	0.000	0.000	0.000	0.000	0.000	0.000
Sh 2	0.000	0.000	0.000	0.000	0.000	0.000
Total	48.000	24.000	12.650	6.325	6.433	3.217

Mon	Total Log Time	Hours /Day	Logged Lites On	Normlzd Lites On per Day	Logged Occ	Normlzd Occ per Day
Peak	48.000	24.000	15.317	7.658	0.800	0.400
Off	0.000	0.000	0.000	0.000	0.000	0.000
Sh 1	0.000	0.000	0.000	0.000	0.000	0.000
Sh 2	0.000	0.000	0.000	0.000	0.000	0.000
Total	48.000	24.000	15.317	7.658	0.800	0.400

Wed	Total Log Time	Hours /Day	Logged Lites On	Normlzd Lites On per Day	Logged Occ	Normlzd Occ per Day
Peak	56.867	24.000	39.750	16.776	4.900	2.068
Off	0.000	0.000	0.000	0.000	0.000	0.000
Sh 1	0.000	0.000	0.000	0.000	0.000	0.000
Sh 2	0.000	0.000	0.000	0.000	0.000	0.000
Total	56.867	24.000	39.750	16.776	4.900	2.068

Fri	Total Log Time	Hours /Day	Logged Lites On	Normlzd Lites On per Day	Logged Occ	Normlzd Occ per Day
Peak	48.000	24.000	8.900	4.450	6.400	3.200
Off	0.000	0.000	0.000	0.000	0.000	0.000
Sh 1	0.000	0.000	0.000	0.000	0.000	0.000
Sh 2	0.000	0.000	0.000	0.000	0.000	0.000
Total	48.000	24.000	8.900	4.450	6.400	3.200

	Logged Totals			Normalized Totals		
	Lites On	Occupied	Logged	Lites On	Occupied	% Savings
Peak	143.583	24.667	344.867	69.946	12.016	82.8%
Off Peak	0.000	0.000	0.000	0.000	0.000	0.0%
Sh 1	0.000	0.000	0.000	0.000	0.000	0.0%
Sh 2	0.000	0.000	0.000	0.000	0.000	0.0%
Total	143.583	24.667	344.867	69.946	12.016	82.8%

Normalized Data

	Sun		Mon		Tue		Wed		Thu		Fri		Sat	
	LO	Occ	LO	Occ	LO	Occ	LO	Occ	LO	Occ	LO	Occ	LO	Occ
Peak	2.892	0.200	7.658	0.400	16.483	0.850	16.776	2.068	14.108	2.017	4.450	3.200	6.325	3.217
Off Peak	0.000	0.000	0.000	0.000	0.000	0.000	0.000	0.000	0.000	0.000	0.000	0.000	0.000	0.000
Sh 1	0.000	0.000	0.000	0.000	0.000	0.000	0.000	0.000	0.000	0.000	0.000	0.000	0.000	0.000
Sh 2	0.000	0.000	0.000	0.000	0.000	0.000	0.000	0.000	0.000	0.000	0.000	0.000	0.000	0.000
Total	2.892	0.200	7.658	0.400	16.483	0.850	16.776	2.068	14.108	2.017	4.450	3.200	6.325	3.217

	Logged Totals			Normalized by Day	Normalized Weekly Totals		
	Lites On	Occupied	Logged		Lites On	Occupied	% Savings
Peak	143.583	24.667	344.867	^^ ^^	69.946	12.016	82.8%
Off Peak	0.000	0.000	0.000		0.000	0.000	0.0%
Sh 1	0.000	0.000	0.000		0.000	0.000	0.0%
Sh 2	0.000	0.000	0.000		0.000	0.000	0.0%
Total	143.583	24.667	344.867		69.946	12.016	82.8%



Freedom Hall Ramp SW

Area type: Hallway. Logger: 24039. Time delay 10 minutes. Sample Meeting place, Sample Meeting Area

Energy Analysis

Data by Day of Week

Sun	Total Log Time	Hours /Day	Logged Lites On	Normlzd Lites On per Day	Logged Occ	Normlzd Occ per Day
Peak	48.000	24.000	5.783	2.892	0.567	0.283
Off	0.000	0.000	0.000	0.000	0.000	0.000
Sh 1	0.000	0.000	0.000	0.000	0.000	0.000
Sh 2	0.000	0.000	0.000	0.000	0.000	0.000
Total	48.000	24.000	5.783	2.892	0.567	0.283

Tue	Total Log Time	Hours /Day	Logged Lites On	Normlzd Lites On per Day	Logged Occ	Normlzd Occ per Day
Peak	48.000	24.000	32.967	16.483	6.567	3.283
Off	0.000	0.000	0.000	0.000	0.000	0.000
Sh 1	0.000	0.000	0.000	0.000	0.000	0.000
Sh 2	0.000	0.000	0.000	0.000	0.000	0.000
Total	48.000	24.000	32.967	16.483	6.567	3.283

Thu	Total Log Time	Hours /Day	Logged Lites On	Normlzd Lites On per Day	Logged Occ	Normlzd Occ per Day
Peak	48.000	24.000	28.217	14.108	5.933	2.967
Off	0.000	0.000	0.000	0.000	0.000	0.000
Sh 1	0.000	0.000	0.000	0.000	0.000	0.000
Sh 2	0.000	0.000	0.000	0.000	0.000	0.000
Total	48.000	24.000	28.217	14.108	5.933	2.967

Sat	Total Log Time	Hours /Day	Logged Lites On	Normlzd Lites On per Day	Logged Occ	Normlzd Occ per Day
Peak	48.000	24.000	12.650	6.325	5.633	2.817
Off	0.000	0.000	0.000	0.000	0.000	0.000
Sh 1	0.000	0.000	0.000	0.000	0.000	0.000
Sh 2	0.000	0.000	0.000	0.000	0.000	0.000
Total	48.000	24.000	12.650	6.325	5.633	2.817

Mon	Total Log Time	Hours /Day	Logged Lites On	Normlzd Lites On per Day	Logged Occ	Normlzd Occ per Day
Peak	48.000	24.000	15.317	7.658	2.933	1.467
Off	0.000	0.000	0.000	0.000	0.000	0.000
Sh 1	0.000	0.000	0.000	0.000	0.000	0.000
Sh 2	0.000	0.000	0.000	0.000	0.000	0.000
Total	48.000	24.000	15.317	7.658	2.933	1.467

Wed	Total Log Time	Hours /Day	Logged Lites On	Normlzd Lites On per Day	Logged Occ	Normlzd Occ per Day
Peak	57.000	24.000	39.883	16.793	13.300	5.600
Off	0.000	0.000	0.000	0.000	0.000	0.000
Sh 1	0.000	0.000	0.000	0.000	0.000	0.000
Sh 2	0.000	0.000	0.000	0.000	0.000	0.000
Total	57.000	24.000	39.883	16.793	13.300	5.600

Fri	Total Log Time	Hours /Day	Logged Lites On	Normlzd Lites On per Day	Logged Occ	Normlzd Occ per Day
Peak	48.000	24.000	8.933	4.467	2.200	1.100
Off	0.000	0.000	0.000	0.000	0.000	0.000
Sh 1	0.000	0.000	0.000	0.000	0.000	0.000
Sh 2	0.000	0.000	0.000	0.000	0.000	0.000
Total	48.000	24.000	8.933	4.467	2.200	1.100

	Logged Totals			Normalized Totals		
	Lites On	Occupied	Logged	Lites On	Occupied	% Savings
Peak	143.750	37.133	345.000	70.000	18.082	74.2%
Off	0.000	0.000	0.000	0.000	0.000	0.0%
Sh 1	0.000	0.000	0.000	0.000	0.000	0.0%
Sh 2	0.000	0.000	0.000	0.000	0.000	0.0%
Total	143.750	37.133	345.000	70.000	18.082	74.2%

Normalized Data

	Sun		Mon		Tue		Wed		Thu		Fri		Sat	
	LO	Occ	LO	Occ	LO	Occ	LO	Occ	LO	Occ	LO	Occ	LO	Occ
Peak	2.892	0.283	7.658	1.467	16.483	3.283	16.793	5.600	14.108	2.967	4.467	1.100	6.325	2.817
Off Peak	0.000	0.000	0.000	0.000	0.000	0.000	0.000	0.000	0.000	0.000	0.000	0.000	0.000	0.000
Sh 1	0.000	0.000	0.000	0.000	0.000	0.000	0.000	0.000	0.000	0.000	0.000	0.000	0.000	0.000
Sh 2	0.000	0.000	0.000	0.000	0.000	0.000	0.000	0.000	0.000	0.000	0.000	0.000	0.000	0.000
Total	2.892	0.283	7.658	1.467	16.483	3.283	16.793	5.600	14.108	2.967	4.467	1.100	6.325	2.817

	Logged Totals			Normalized by Day	Normalized Weekly Totals		
	Lites On	Occupied	Logged		Lites On	Occupied	% Savings
Peak	143.750	37.133	345.000	^^ ^^	70.000	18.082	74.2%
Off Peak	0.000	0.000	0.000		0.000	0.000	0.0%
Sh 1	0.000	0.000	0.000		0.000	0.000	0.0%
Sh 2	0.000	0.000	0.000		0.000	0.000	0.0%
Total	143.750	37.133	345.000		70.000	18.082	74.2%



South Wing A Open Area #1

Area type: Auditorium. Logger: 23884. Time delay 10 minutes. Sample Meeting place, Sample Meeting Area

Energy Analysis

Data by Day of Week

Sun	Total Log Time	Hours /Day	Logged Lites On	Normlzd Lites On per Day	Logged Occ	Normlzd Occ per Day
Peak	48.000	24.000	47.833	23.917	32.833	16.417
Diff	0.000	0.000	0.000	0.000	0.000	0.000
Sh 1	0.000	0.000	0.000	0.000	0.000	0.000
Sh 2	0.000	0.000	0.000	0.000	0.000	0.000
Total	48.000	24.000	47.833	23.917	32.833	16.417

Tue	Total Log Time	Hours /Day	Logged Lites On	Normlzd Lites On per Day	Logged Occ	Normlzd Occ per Day
Peak	48.000	24.000	48.000	24.000	23.567	11.783
Diff	0.000	0.000	0.000	0.000	0.000	0.000
Sh 1	0.000	0.000	0.000	0.000	0.000	0.000
Sh 2	0.000	0.000	0.000	0.000	0.000	0.000
Total	48.000	24.000	48.000	24.000	23.567	11.783

Thu	Total Log Time	Hours /Day	Logged Lites On	Normlzd Lites On per Day	Logged Occ	Normlzd Occ per Day
Peak	48.000	24.000	45.967	22.983	34.567	17.283
Diff	0.000	0.000	0.000	0.000	0.000	0.000
Sh 1	0.000	0.000	0.000	0.000	0.000	0.000
Sh 2	0.000	0.000	0.000	0.000	0.000	0.000
Total	48.000	24.000	45.967	22.983	34.567	17.283

Sat	Total Log Time	Hours /Day	Logged Lites On	Normlzd Lites On per Day	Logged Occ	Normlzd Occ per Day
Peak	48.000	24.000	47.700	23.850	34.033	17.017
Diff	0.000	0.000	0.000	0.000	0.000	0.000
Sh 1	0.000	0.000	0.000	0.000	0.000	0.000
Sh 2	0.000	0.000	0.000	0.000	0.000	0.000
Total	48.000	24.000	47.700	23.850	34.033	17.017

Mon	Total Log Time	Hours /Day	Logged Lites On	Normlzd Lites On per Day	Logged Occ	Normlzd Occ per Day
Peak	48.000	24.000	47.600	23.800	23.667	11.833
Diff	0.000	0.000	0.000	0.000	0.000	0.000
Sh 1	0.000	0.000	0.000	0.000	0.000	0.000
Sh 2	0.000	0.000	0.000	0.000	0.000	0.000
Total	48.000	24.000	47.600	23.800	23.667	11.833

Wed	Total Log Time	Hours /Day	Logged Lites On	Normlzd Lites On per Day	Logged Occ	Normlzd Occ per Day
Peak	56.433	24.000	56.433	24.000	36.400	15.480
Diff	0.000	0.000	0.000	0.000	0.000	0.000
Sh 1	0.000	0.000	0.000	0.000	0.000	0.000
Sh 2	0.000	0.000	0.000	0.000	0.000	0.000
Total	56.433	24.000	56.433	24.000	36.400	15.480


Fri	Total Log Time	Hours /Day	Logged Lites On	Normlzd Lites On per Day	Logged Occ	Normlzd Occ per Day
Peak	48.000	24.000	44.400	22.200	36.333	18.167
Diff	0.000	0.000	0.000	0.000	0.000	0.000
Sh 1	0.000	0.000	0.000	0.000	0.000	0.000
Sh 2	0.000	0.000	0.000	0.000	0.000	0.000
Total	48.000	24.000	44.400	22.200	36.333	18.167

	Logged Totals			Normalized Totals		
	Lites On	Occupied	Logged	Lites On	Occupied	% Savings
Peak	337.933	221.400	344.433	164.830	107.990	34.5%
Diff Peak	0.000	0.000	0.000	0.000	0.000	0.0%
Sh 1	0.000	0.000	0.000	0.000	0.000	0.0%
Sh 2	0.000	0.000	0.000	0.000	0.000	0.0%
Total	337.933	221.400	344.433	164.830	107.990	34.5%

Normalized Data

	Sun		Mon		Tue		Wed		Thu		Fri		Sat	
	LO	Occ	LO	Occ	LO	Occ	LO	Occ	LO	Occ	LO	Occ	LO	Occ
Peak	23.917	16.417	23.800	11.833	24.000	11.783	24.000	15.480	22.983	17.283	22.200	18.167	23.850	17.017
Diff Peak	0.000	0.000	0.000	0.000	0.000	0.000	0.000	0.000	0.000	0.000	0.000	0.000	0.000	0.000
Sh 1	0.000	0.000	0.000	0.000	0.000	0.000	0.000	0.000	0.000	0.000	0.000	0.000	0.000	0.000
Sh 2	0.000	0.000	0.000	0.000	0.000	0.000	0.000	0.000	0.000	0.000	0.000	0.000	0.000	0.000
Total	23.917	16.417	23.800	11.833	24.000	11.783	24.000	15.480	22.983	17.283	22.200	18.167	23.850	17.017

	Logged Totals			Normalized by Day	Normalized Weekly Totals		
	Lites On	Occupied	Logged		Lites On	Occupied	% Savings
Peak	337.933	221.400	344.433	^^ ^^	164.830	107.990	34.5%
Diff Peak	0.000	0.000	0.000		0.000	0.000	0.0%
Sh 1	0.000	0.000	0.000		0.000	0.000	0.0%
Sh 2	0.000	0.000	0.000		0.000	0.000	0.0%
Total	337.933	221.400	344.433		164.830	107.990	34.5%



South Wing A Open Area #2

Area type: Auditorium. Logger: 24338. Time delay 10 minutes. Sample Meeting place, Sample Meeting Area

Energy Analysis

Data by Day of Week

Sun	Total Log Time	Hours /Day	Logged Lites On	Normalized Lites On per Day	Logged Occ	Normalized Occ per Day
Peak	48.000	24.000	47.767	23.983	31.667	15.833
Diff	0.000	0.000	0.000	0.000	0.000	0.000
Sh 1	0.000	0.000	0.000	0.000	0.000	0.000
Sh 2	0.000	0.000	0.000	0.000	0.000	0.000
Total	48.000	24.000	47.767	23.983	31.667	15.833

Tue	Total Log Time	Hours /Day	Logged Lites On	Normalized Lites On per Day	Logged Occ	Normalized Occ per Day
Peak	48.000	24.000	48.000	24.000	24.250	12.125
Diff	0.000	0.000	0.000	0.000	0.000	0.000
Sh 1	0.000	0.000	0.000	0.000	0.000	0.000
Sh 2	0.000	0.000	0.000	0.000	0.000	0.000
Total	48.000	24.000	48.000	24.000	24.250	12.125

Thu	Total Log Time	Hours /Day	Logged Lites On	Normalized Lites On per Day	Logged Occ	Normalized Occ per Day
Peak	48.000	24.000	45.983	22.992	33.883	16.942
Diff	0.000	0.000	0.000	0.000	0.000	0.000
Sh 1	0.000	0.000	0.000	0.000	0.000	0.000
Sh 2	0.000	0.000	0.000	0.000	0.000	0.000
Total	48.000	24.000	45.983	22.992	33.883	16.942

Sat	Total Log Time	Hours /Day	Logged Lites On	Normalized Lites On per Day	Logged Occ	Normalized Occ per Day
Peak	48.000	24.000	47.667	23.833	33.733	16.867
Diff	0.000	0.000	0.000	0.000	0.000	0.000
Sh 1	0.000	0.000	0.000	0.000	0.000	0.000
Sh 2	0.000	0.000	0.000	0.000	0.000	0.000
Total	48.000	24.000	47.667	23.833	33.733	16.867

Mon	Total Log Time	Hours /Day	Logged Lites On	Normalized Lites On per Day	Logged Occ	Normalized Occ per Day
Peak	48.000	24.000	47.567	23.783	24.167	12.083
Diff	0.000	0.000	0.000	0.000	0.000	0.000
Sh 1	0.000	0.000	0.000	0.000	0.000	0.000
Sh 2	0.000	0.000	0.000	0.000	0.000	0.000
Total	48.000	24.000	47.567	23.783	24.167	12.083

Wed	Total Log Time	Hours /Day	Logged Lites On	Normalized Lites On per Day	Logged Occ	Normalized Occ per Day
Peak	56.383	24.000	56.383	24.000	34.233	14.572
Diff	0.000	0.000	0.000	0.000	0.000	0.000
Sh 1	0.000	0.000	0.000	0.000	0.000	0.000
Sh 2	0.000	0.000	0.000	0.000	0.000	0.000
Total	56.383	24.000	56.383	24.000	34.233	14.572


Fri	Total Log Time	Hours /Day	Logged Lites On	Normalized Lites On per Day	Logged Occ	Normalized Occ per Day
Peak	48.000	24.000	44.383	22.192	36.100	18.050
Diff	0.000	0.000	0.000	0.000	0.000	0.000
Sh 1	0.000	0.000	0.000	0.000	0.000	0.000
Sh 2	0.000	0.000	0.000	0.000	0.000	0.000
Total	48.000	24.000	44.383	22.192	36.100	18.050

	Logged Totals			Normalized Totals		
	Lites On	Occupied	Logged	Lites On	Occupied	% Savings
Peak	337.750	218.033	344.383	164.764	106.363	35.4%
Diff	0.000	0.000	0.000	0.000	0.000	0.0%
Sh 1	0.000	0.000	0.000	0.000	0.000	0.0%
Sh 2	0.000	0.000	0.000	0.000	0.000	0.0%
Total	337.750	218.033	344.383	164.764	106.363	35.4%

Normalized Data

	Sun		Mon		Tue		Wed		Thu		Fri		Sat	
	LO	Occ	LO	Occ	LO	Occ	LO	Occ	LO	Occ	LO	Occ	LO	Occ
Peak	23.883	15.833	23.783	12.083	24.000	12.125	24.000	14.572	22.992	16.942	22.192	18.050	23.833	16.867
Diff Peak	0.000	0.000	0.000	0.000	0.000	0.000	0.000	0.000	0.000	0.000	0.000	0.000	0.000	0.000
Sh 1	0.000	0.000	0.000	0.000	0.000	0.000	0.000	0.000	0.000	0.000	0.000	0.000	0.000	0.000
Sh 2	0.000	0.000	0.000	0.000	0.000	0.000	0.000	0.000	0.000	0.000	0.000	0.000	0.000	0.000
Total	23.883	15.833	23.783	12.083	24.000	12.125	24.000	14.572	22.992	16.942	22.192	18.050	23.833	16.867

	Logged Totals			Normalized by Day	Normalized Weekly Totals		
	Lites On	Occupied	Logged		Lites On	Occupied	% Savings
Peak	337.750	218.033	344.383	^^ ^^	164.764	106.363	35.4%
Diff Peak	0.000	0.000	0.000		0.000	0.000	0.0%
Sh 1	0.000	0.000	0.000		0.000	0.000	0.0%
Sh 2	0.000	0.000	0.000		0.000	0.000	0.0%
Total	337.750	218.033	344.383		164.764	106.363	35.4%



South Wing A Open Area #3

Area type: Auditorium. Logger: 24131. Time delay 10 minutes. Sample Meeting place, Sample Meeting Area

Energy Analysis

Data by Day of Week

Sun	Total Log Time	Hours /Day	Logged Lites On	Normlzd Lites On per Day	Logged Occ	Normlzd Occ per Day
Peak	48.000	24.000	47.833	23.917	32.367	16.183
Off	0.000	0.000	0.000	0.000	0.000	0.000
Sh 1	0.000	0.000	0.000	0.000	0.000	0.000
Sh 2	0.000	0.000	0.000	0.000	0.000	0.000
Total	48.000	24.000	47.833	23.917	32.367	16.183

Tue	Total Log Time	Hours /Day	Logged Lites On	Normlzd Lites On per Day	Logged Occ	Normlzd Occ per Day
Peak	48.000	24.000	36.900	18.450	16.700	8.350
Off	0.000	0.000	0.000	0.000	0.000	0.000
Sh 1	0.000	0.000	0.000	0.000	0.000	0.000
Sh 2	0.000	0.000	0.000	0.000	0.000	0.000
Total	48.000	24.000	36.900	18.450	16.700	8.350

Thu	Total Log Time	Hours /Day	Logged Lites On	Normlzd Lites On per Day	Logged Occ	Normlzd Occ per Day
Peak	48.000	24.000	48.000	24.000	36.733	18.367
Off	0.000	0.000	0.000	0.000	0.000	0.000
Sh 1	0.000	0.000	0.000	0.000	0.000	0.000
Sh 2	0.000	0.000	0.000	0.000	0.000	0.000
Total	48.000	24.000	48.000	24.000	36.733	18.367

Sat	Total Log Time	Hours /Day	Logged Lites On	Normlzd Lites On per Day	Logged Occ	Normlzd Occ per Day
Peak	48.000	24.000	47.900	23.950	34.333	17.167
Off	0.000	0.000	0.000	0.000	0.000	0.000
Sh 1	0.000	0.000	0.000	0.000	0.000	0.000
Sh 2	0.000	0.000	0.000	0.000	0.000	0.000
Total	48.000	24.000	47.900	23.950	34.333	17.167

Mon	Total Log Time	Hours /Day	Logged Lites On	Normlzd Lites On per Day	Logged Occ	Normlzd Occ per Day
Peak	48.000	24.000	42.983	21.492	16.800	8.400
Off	0.000	0.000	0.000	0.000	0.000	0.000
Sh 1	0.000	0.000	0.000	0.000	0.000	0.000
Sh 2	0.000	0.000	0.000	0.000	0.000	0.000
Total	48.000	24.000	42.983	21.492	16.800	8.400

Wed	Total Log Time	Hours /Day	Logged Lites On	Normlzd Lites On per Day	Logged Occ	Normlzd Occ per Day
Peak	56.250	24.000	45.033	19.214	27.300	11.648
Off	0.000	0.000	0.000	0.000	0.000	0.000
Sh 1	0.000	0.000	0.000	0.000	0.000	0.000
Sh 2	0.000	0.000	0.000	0.000	0.000	0.000
Total	56.250	24.000	45.033	19.214	27.300	11.648


Fri	Total Log Time	Hours /Day	Logged Lites On	Normlzd Lites On per Day	Logged Occ	Normlzd Occ per Day
Peak	48.000	24.000	48.000	24.000	36.567	18.283
Off	0.000	0.000	0.000	0.000	0.000	0.000
Sh 1	0.000	0.000	0.000	0.000	0.000	0.000
Sh 2	0.000	0.000	0.000	0.000	0.000	0.000
Total	48.000	24.000	48.000	24.000	36.567	18.283

	Logged Totals			Normalized Totals		
	Lites On	Occupied	Logged	Lites On	Occupied	% Savings
Peak	316.650	200.800	344.250	154.531	97.994	36.6%
Off Peak	0.000	0.000	0.000	0.000	0.000	0.0%
Sh 1	0.000	0.000	0.000	0.000	0.000	0.0%
Sh 2	0.000	0.000	0.000	0.000	0.000	0.0%
Total	316.650	200.800	344.250	154.531	97.994	36.6%

Normalized Data

	Sun		Mon		Tue		Wed		Thu		Fri		Sat	
	LO	Occ	LO	Occ	LO	Occ	LO	Occ	LO	Occ	LO	Occ	LO	Occ
Peak	23.917	16.183	21.492	8.400	18.450	8.350	19.214	11.648	24.000	18.367	24.000	18.283	23.950	17.167
Off Peak	0.000	0.000	0.000	0.000	0.000	0.000	0.000	0.000	0.000	0.000	0.000	0.000	0.000	0.000
Sh 1	0.000	0.000	0.000	0.000	0.000	0.000	0.000	0.000	0.000	0.000	0.000	0.000	0.000	0.000
Sh 2	0.000	0.000	0.000	0.000	0.000	0.000	0.000	0.000	0.000	0.000	0.000	0.000	0.000	0.000
Total	23.917	16.183	21.492	8.400	18.450	8.350	19.214	11.648	24.000	18.367	24.000	18.283	23.950	17.167

	Logged Totals			Normalized by Day	Normalized Weekly Totals		
	Lites On	Occupied	Logged		Lites On	Occupied	% Savings
Peak	316.650	200.800	344.250	^ ^ ^ ^	154.531	97.994	36.6%
Off Peak	0.000	0.000	0.000		0.000	0.000	0.0%
Sh 1	0.000	0.000	0.000		0.000	0.000	0.0%
Sh 2	0.000	0.000	0.000		0.000	0.000	0.0%
Total	316.650	200.800	344.250		154.531	97.994	36.6%



South Wing Storage Area

Area type: Storage. Logger: 24383. Time delay 10 minutes. Sample Meeting place, Sample Meeting Area

Energy Analysis

Data by Day of Week

Sun	Total Log Time	Hours /Day	Logged Lites On	Normlzd Lites On per Day	Logged Occ	Normlzd Occ per Day
Peak	48.000	24.000	48.000	24.000	4.500	2.250
Off	0.000	0.000	0.000	0.000	0.000	0.000
Sh 1	0.000	0.000	0.000	0.000	0.000	0.000
Sh 2	0.000	0.000	0.000	0.000	0.000	0.000
Total	48.000	24.000	48.000	24.000	4.500	2.250

Tue	Total Log Time	Hours /Day	Logged Lites On	Normlzd Lites On per Day	Logged Occ	Normlzd Occ per Day
Peak	48.000	24.000	48.000	24.000	11.833	5.917
Off	0.000	0.000	0.000	0.000	0.000	0.000
Sh 1	0.000	0.000	0.000	0.000	0.000	0.000
Sh 2	0.000	0.000	0.000	0.000	0.000	0.000
Total	48.000	24.000	48.000	24.000	11.833	5.917

Thu	Total Log Time	Hours /Day	Logged Lites On	Normlzd Lites On per Day	Logged Occ	Normlzd Occ per Day
Peak	48.000	24.000	48.000	24.000	8.700	4.350
Off	0.000	0.000	0.000	0.000	0.000	0.000
Sh 1	0.000	0.000	0.000	0.000	0.000	0.000
Sh 2	0.000	0.000	0.000	0.000	0.000	0.000
Total	48.000	24.000	48.000	24.000	8.700	4.350

Sat	Total Log Time	Hours /Day	Logged Lites On	Normlzd Lites On per Day	Logged Occ	Normlzd Occ per Day
Peak	48.000	24.000	48.000	24.000	10.900	5.450
Off	0.000	0.000	0.000	0.000	0.000	0.000
Sh 1	0.000	0.000	0.000	0.000	0.000	0.000
Sh 2	0.000	0.000	0.000	0.000	0.000	0.000
Total	48.000	24.000	48.000	24.000	10.900	5.450

Mon	Total Log Time	Hours /Day	Logged Lites On	Normlzd Lites On per Day	Logged Occ	Normlzd Occ per Day
Peak	48.000	24.000	48.000	24.000	6.700	3.350
Off	0.000	0.000	0.000	0.000	0.000	0.000
Sh 1	0.000	0.000	0.000	0.000	0.000	0.000
Sh 2	0.000	0.000	0.000	0.000	0.000	0.000
Total	48.000	24.000	48.000	24.000	6.700	3.350

Wed	Total Log Time	Hours /Day	Logged Lites On	Normlzd Lites On per Day	Logged Occ	Normlzd Occ per Day
Peak	55.633	24.000	55.633	24.000	13.133	5.666
Off	0.000	0.000	0.000	0.000	0.000	0.000
Sh 1	0.000	0.000	0.000	0.000	0.000	0.000
Sh 2	0.000	0.000	0.000	0.000	0.000	0.000
Total	55.633	24.000	55.633	24.000	13.133	5.666


Fri	Total Log Time	Hours /Day	Logged Lites On	Normlzd Lites On per Day	Logged Occ	Normlzd Occ per Day
Peak	48.000	24.000	48.000	24.000	8.233	4.117
Off	0.000	0.000	0.000	0.000	0.000	0.000
Sh 1	0.000	0.000	0.000	0.000	0.000	0.000
Sh 2	0.000	0.000	0.000	0.000	0.000	0.000
Total	48.000	24.000	48.000	24.000	8.233	4.117

Peak	Logged Totals			Normalized Totals		
	Lites On	Occupied	Logged	Lites On	Occupied	% Savings
Peak	343.633	64.000	343.633	168.000	31.289	81.4%
Off	0.000	0.000	0.000	0.000	0.000	0.0%
Sh 1	0.000	0.000	0.000	0.000	0.000	0.0%
Sh 2	0.000	0.000	0.000	0.000	0.000	0.0%
Total	343.633	64.000	343.633	168.000	31.289	81.4%

Normalized Data

	Sun		Mon		Tue		Wed		Thu		Fri		Sat	
	LO	Occ	LO	Occ	LO	Occ	LO	Occ	LO	Occ	LO	Occ	LO	Occ
Peak	24.000	2.250	24.000	3.350	24.000	5.917	24.000	5.666	24.000	4.350	24.000	4.117	24.000	5.450
Off Peak	0.000	0.000	0.000	0.000	0.000	0.000	0.000	0.000	0.000	0.000	0.000	0.000	0.000	0.000
Sh 1	0.000	0.000	0.000	0.000	0.000	0.000	0.000	0.000	0.000	0.000	0.000	0.000	0.000	0.000
Sh 2	0.000	0.000	0.000	0.000	0.000	0.000	0.000	0.000	0.000	0.000	0.000	0.000	0.000	0.000
Total	24.000	2.250	24.000	3.350	24.000	5.917	24.000	5.666	24.000	4.350	24.000	4.117	24.000	5.450

	Logged Totals			Normalized by Day	Normalized Weekly Totals		
	Lites On	Occupied	Logged		Lites On	Occupied	% Savings
Peak	343.633	64.000	343.633	^^ ^^	168.000	31.289	81.4%
Off Peak	0.000	0.000	0.000		0.000	0.000	0.0%
Sh 1	0.000	0.000	0.000		0.000	0.000	0.0%
Sh 2	0.000	0.000	0.000		0.000	0.000	0.0%
Total	343.633	64.000	343.633		168.000	31.289	81.4%



West Hall Front Lobby M RR

Area type: Restroom. Logger: 23498. Time delay 10 minutes. Sample Meeting place, Sample Meeting Area

Energy Analysis

Data by Day of Week

Sun	Total Log Time	Hours /Day	Logged Lites On	Normlzd Lites On per Day	Logged Occ	Normlzd Occ per Day
Peak	48.000	24.000	48.000	24.000	2.333	1.167
Off	0.000	0.000	0.000	0.000	0.000	0.000
Sh 1	0.000	0.000	0.000	0.000	0.000	0.000
Sh 2	0.000	0.000	0.000	0.000	0.000	0.000
Total	48.000	24.000	48.000	24.000	2.333	1.167

Tue	Total Log Time	Hours /Day	Logged Lites On	Normlzd Lites On per Day	Logged Occ	Normlzd Occ per Day
Peak	48.000	24.000	48.000	24.000	15.233	7.617
Off	0.000	0.000	0.000	0.000	0.000	0.000
Sh 1	0.000	0.000	0.000	0.000	0.000	0.000
Sh 2	0.000	0.000	0.000	0.000	0.000	0.000
Total	48.000	24.000	48.000	24.000	15.233	7.617

Thu	Total Log Time	Hours /Day	Logged Lites On	Normlzd Lites On per Day	Logged Occ	Normlzd Occ per Day
Peak	48.000	24.000	48.000	24.000	21.567	10.783
Off	0.000	0.000	0.000	0.000	0.000	0.000
Sh 1	0.000	0.000	0.000	0.000	0.000	0.000
Sh 2	0.000	0.000	0.000	0.000	0.000	0.000
Total	48.000	24.000	48.000	24.000	21.567	10.783

Sat	Total Log Time	Hours /Day	Logged Lites On	Normlzd Lites On per Day	Logged Occ	Normlzd Occ per Day
Peak	48.000	24.000	48.000	24.000	13.867	6.933
Off	0.000	0.000	0.000	0.000	0.000	0.000
Sh 1	0.000	0.000	0.000	0.000	0.000	0.000
Sh 2	0.000	0.000	0.000	0.000	0.000	0.000
Total	48.000	24.000	48.000	24.000	13.867	6.933

Mon	Total Log Time	Hours /Day	Logged Lites On	Normlzd Lites On per Day	Logged Occ	Normlzd Occ per Day
Peak	48.000	24.000	48.000	24.000	7.100	3.550
Off	0.000	0.000	0.000	0.000	0.000	0.000
Sh 1	0.000	0.000	0.000	0.000	0.000	0.000
Sh 2	0.000	0.000	0.000	0.000	0.000	0.000
Total	48.000	24.000	48.000	24.000	7.100	3.550

Wed	Total Log Time	Hours /Day	Logged Lites On	Normlzd Lites On per Day	Logged Occ	Normlzd Occ per Day
Peak	59.350	24.000	59.183	23.933	19.733	7.980
Off	0.000	0.000	0.000	0.000	0.000	0.000
Sh 1	0.000	0.000	0.000	0.000	0.000	0.000
Sh 2	0.000	0.000	0.000	0.000	0.000	0.000
Total	59.350	24.000	59.183	23.933	19.733	7.980


Fri	Total Log Time	Hours /Day	Logged Lites On	Normlzd Lites On per Day	Logged Occ	Normlzd Occ per Day
Peak	48.000	24.000	48.000	24.000	19.400	9.700
Off	0.000	0.000	0.000	0.000	0.000	0.000
Sh 1	0.000	0.000	0.000	0.000	0.000	0.000
Sh 2	0.000	0.000	0.000	0.000	0.000	0.000
Total	48.000	24.000	48.000	24.000	19.400	9.700

	Logged Totals			Normalized Totals		
	Lites On	Occupied	Logged	Lites On	Occupied	% Savings
Peak	347.183	99.233	347.350	167.919	47.995	71.4%
Off Peak	0.000	0.000	0.000	0.000	0.000	0.0%
Sh 1	0.000	0.000	0.000	0.000	0.000	0.0%
Sh 2	0.000	0.000	0.000	0.000	0.000	0.0%
Total	347.183	99.233	347.350	167.919	47.995	71.4%

Normalized Data

	Sun		Mon		Tue		Wed		Thu		Fri		Sat	
	LO	Occ	LO	Occ	LO	Occ	LO	Occ	LO	Occ	LO	Occ	LO	Occ
Peak	24.000	1.167	24.000	3.550	24.000	7.617	23.933	7.980	24.000	10.783	24.000	9.700	24.000	6.933
Off Peak	0.000	0.000	0.000	0.000	0.000	0.000	0.000	0.000	0.000	0.000	0.000	0.000	0.000	0.000
Sh 1	0.000	0.000	0.000	0.000	0.000	0.000	0.000	0.000	0.000	0.000	0.000	0.000	0.000	0.000
Sh 2	0.000	0.000	0.000	0.000	0.000	0.000	0.000	0.000	0.000	0.000	0.000	0.000	0.000	0.000
Total	24.000	1.167	24.000	3.550	24.000	7.617	23.933	7.980	24.000	10.783	24.000	9.700	24.000	6.933

	Logged Totals			Normalized by Day	Normalized Weekly Totals		
	Lites On	Occupied	Logged		Lites On	Occupied	% Savings
Peak	347.183	99.233	347.350	^^ ^^	167.919	47.995	71.4%
Off Peak	0.000	0.000	0.000		0.000	0.000	0.0%
Sh 1	0.000	0.000	0.000		0.000	0.000	0.0%
Sh 2	0.000	0.000	0.000		0.000	0.000	0.0%
Total	347.183	99.233	347.350		167.919	47.995	71.4%



West Hall Open Area #1

Area type: Auditorium. Logger: 21623. Time delay 10 minutes. Sample Meeting place, Sample Meeting Area

Energy Analysis

Data by Day of Week

Sun	Total Log Time	Hours /Day	Logged Lites On	Normlzd Lites On per Day	Logged Occ	Normlzd Occ per Day
Peak	48.000	24.000	0.000	0.000	0.000	0.000
Off	0.000	0.000	0.000	0.000	0.000	0.000
Sh 1	0.000	0.000	0.000	0.000	0.000	0.000
Sh 2	0.000	0.000	0.000	0.000	0.000	0.000
Total	48.000	24.000	0.000	0.000	0.000	0.000

Tue	Total Log Time	Hours /Day	Logged Lites On	Normlzd Lites On per Day	Logged Occ	Normlzd Occ per Day
Peak	48.000	24.000	3.567	1.783	1.733	0.867
Off	0.000	0.000	0.000	0.000	0.000	0.000
Sh 1	0.000	0.000	0.000	0.000	0.000	0.000
Sh 2	0.000	0.000	0.000	0.000	0.000	0.000
Total	48.000	24.000	3.567	1.783	1.733	0.867

Thu	Total Log Time	Hours /Day	Logged Lites On	Normlzd Lites On per Day	Logged Occ	Normlzd Occ per Day
Peak	48.000	24.000	12.300	6.150	2.667	1.333
Off	0.000	0.000	0.000	0.000	0.000	0.000
Sh 1	0.000	0.000	0.000	0.000	0.000	0.000
Sh 2	0.000	0.000	0.000	0.000	0.000	0.000
Total	48.000	24.000	12.300	6.150	2.667	1.333

Sat	Total Log Time	Hours /Day	Logged Lites On	Normlzd Lites On per Day	Logged Occ	Normlzd Occ per Day
Peak	48.000	24.000	0.000	0.000	0.000	0.000
Off	0.000	0.000	0.000	0.000	0.000	0.000
Sh 1	0.000	0.000	0.000	0.000	0.000	0.000
Sh 2	0.000	0.000	0.000	0.000	0.000	0.000
Total	48.000	24.000	0.000	0.000	0.000	0.000

Mon	Total Log Time	Hours /Day	Logged Lites On	Normlzd Lites On per Day	Logged Occ	Normlzd Occ per Day
Peak	48.000	24.000	7.800	3.900	2.267	1.133
Off	0.000	0.000	0.000	0.000	0.000	0.000
Sh 1	0.000	0.000	0.000	0.000	0.000	0.000
Sh 2	0.000	0.000	0.000	0.000	0.000	0.000
Total	48.000	24.000	7.800	3.900	2.267	1.133

Wed	Total Log Time	Hours /Day	Logged Lites On	Normlzd Lites On per Day	Logged Occ	Normlzd Occ per Day
Peak	59.717	24.000	0.133	0.054	0.133	0.054
Off	0.000	0.000	0.000	0.000	0.000	0.000
Sh 1	0.000	0.000	0.000	0.000	0.000	0.000
Sh 2	0.000	0.000	0.000	0.000	0.000	0.000
Total	59.717	24.000	0.133	0.054	0.133	0.054


Fri	Total Log Time	Hours /Day	Logged Lites On	Normlzd Lites On per Day	Logged Occ	Normlzd Occ per Day
Peak	48.000	24.000	0.000	0.000	0.000	0.000
Off	0.000	0.000	0.000	0.000	0.000	0.000
Sh 1	0.000	0.000	0.000	0.000	0.000	0.000
Sh 2	0.000	0.000	0.000	0.000	0.000	0.000
Total	48.000	24.000	0.000	0.000	0.000	0.000

	Logged Totals			Normalized Totals		
	Lites On	Occupied	Logged	Lites On	Occupied	% Savings
Peak	23.800	6.800	347.717	11.499	3.285	71.4%
Off Peak	0.000	0.000	0.000	0.000	0.000	0.0%
Sh 1	0.000	0.000	0.000	0.000	0.000	0.0%
Sh 2	0.000	0.000	0.000	0.000	0.000	0.0%
Total	23.800	6.800	347.717	11.499	3.285	71.4%

Normalized Data

	Sun		Mon		Tue		Wed		Thu		Fri		Sat	
	LO	Occ	LO	Occ	LO	Occ	LO	Occ	LO	Occ	LO	Occ	LO	Occ
Peak	0.000	0.000	3.900	1.133	1.783	0.867	0.054	0.054	6.150	1.333	0.000	0.000	0.000	0.000
Off Peak	0.000	0.000	0.000	0.000	0.000	0.000	0.000	0.000	0.000	0.000	0.000	0.000	0.000	0.000
Sh 1	0.000	0.000	0.000	0.000	0.000	0.000	0.000	0.000	0.000	0.000	0.000	0.000	0.000	0.000
Sh 2	0.000	0.000	0.000	0.000	0.000	0.000	0.000	0.000	0.000	0.000	0.000	0.000	0.000	0.000
Total	0.000	0.000	3.900	1.133	1.783	0.867	0.054	0.054	6.150	1.333	0.000	0.000	0.000	0.000

	Logged Totals			Normalized by Day	Normalized Weekly Totals		
	Lites On	Occupied	Logged		Lites On	Occupied	% Savings
Peak	23.800	6.800	347.717	^^ ^^	11.499	3.285	71.4%
Off Peak	0.000	0.000	0.000		0.000	0.000	0.0%
Sh 1	0.000	0.000	0.000		0.000	0.000	0.0%
Sh 2	0.000	0.000	0.000		0.000	0.000	0.0%
Total	23.800	6.800	347.717		11.499	3.285	71.4%



West Hall Open Area #3

Area type: Auditorium. Logger: 21964. Time delay 10 minutes. Sample Meeting place, Sample Meeting Area

Energy Analysis

Data by Day of Week

Sun	Total Log Time	Hours /Day	Logged Lites On	Normlzd Lites On per Day	Logged Occ	Normlzd Occ per Day
Peak	48.000	24.000	0.000	0.000	0.000	0.000
Off	0.000	0.000	0.000	0.000	0.000	0.000
Sh 1	0.000	0.000	0.000	0.000	0.000	0.000
Sh 2	0.000	0.000	0.000	0.000	0.000	0.000
Total	48.000	24.000	0.000	0.000	0.000	0.000

Tue	Total Log Time	Hours /Day	Logged Lites On	Normlzd Lites On per Day	Logged Occ	Normlzd Occ per Day
Peak	48.000	24.000	0.000	0.000	0.000	0.000
Off	0.000	0.000	0.000	0.000	0.000	0.000
Sh 1	0.000	0.000	0.000	0.000	0.000	0.000
Sh 2	0.000	0.000	0.000	0.000	0.000	0.000
Total	48.000	24.000	0.000	0.000	0.000	0.000

Thu	Total Log Time	Hours /Day	Logged Lites On	Normlzd Lites On per Day	Logged Occ	Normlzd Occ per Day
Peak	48.000	24.000	12.267	6.133	1.700	0.850
Off	0.000	0.000	0.000	0.000	0.000	0.000
Sh 1	0.000	0.000	0.000	0.000	0.000	0.000
Sh 2	0.000	0.000	0.000	0.000	0.000	0.000
Total	48.000	24.000	12.267	6.133	1.700	0.850

Sat	Total Log Time	Hours /Day	Logged Lites On	Normlzd Lites On per Day	Logged Occ	Normlzd Occ per Day
Peak	48.000	24.000	0.000	0.000	0.000	0.000
Off	0.000	0.000	0.000	0.000	0.000	0.000
Sh 1	0.000	0.000	0.000	0.000	0.000	0.000
Sh 2	0.000	0.000	0.000	0.000	0.000	0.000
Total	48.000	24.000	0.000	0.000	0.000	0.000

Mon	Total Log Time	Hours /Day	Logged Lites On	Normlzd Lites On per Day	Logged Occ	Normlzd Occ per Day
Peak	48.000	24.000	7.833	3.917	2.367	1.183
Off	0.000	0.000	0.000	0.000	0.000	0.000
Sh 1	0.000	0.000	0.000	0.000	0.000	0.000
Sh 2	0.000	0.000	0.000	0.000	0.000	0.000
Total	48.000	24.000	7.833	3.917	2.367	1.183

Wed	Total Log Time	Hours /Day	Logged Lites On	Normlzd Lites On per Day	Logged Occ	Normlzd Occ per Day
Peak	59.633	24.000	11.933	4.803	0.933	0.376
Off	0.000	0.000	0.000	0.000	0.000	0.000
Sh 1	0.000	0.000	0.000	0.000	0.000	0.000
Sh 2	0.000	0.000	0.000	0.000	0.000	0.000
Total	59.633	24.000	11.933	4.803	0.933	0.376


Fri	Total Log Time	Hours /Day	Logged Lites On	Normlzd Lites On per Day	Logged Occ	Normlzd Occ per Day
Peak	48.000	24.000	0.000	0.000	0.000	0.000
Off	0.000	0.000	0.000	0.000	0.000	0.000
Sh 1	0.000	0.000	0.000	0.000	0.000	0.000
Sh 2	0.000	0.000	0.000	0.000	0.000	0.000
Total	48.000	24.000	0.000	0.000	0.000	0.000

Peak	Logged Totals			Normalized Totals		
	Lites On	Occupied	Logged	Lites On	Occupied	% Savings
Peak	32.033	5.000	347.633	15.481	2.416	84.4%
Off Peak	0.000	0.000	0.000	0.000	0.000	0.0%
Sh 1	0.000	0.000	0.000	0.000	0.000	0.0%
Sh 2	0.000	0.000	0.000	0.000	0.000	0.0%
Total	32.033	5.000	347.633	15.481	2.416	84.4%

Normalized Data

	Sun		Mon		Tue		Wed		Thu		Fri		Sat	
	LO	Occ	LO	Occ	LO	Occ	LO	Occ	LO	Occ	LO	Occ	LO	Occ
Peak	0.000	0.000	3.917	1.183	0.000	0.000	4.803	0.376	6.133	0.850	0.000	0.000	0.000	0.000
Off Peak	0.000	0.000	0.000	0.000	0.000	0.000	0.000	0.000	0.000	0.000	0.000	0.000	0.000	0.000
Sh 1	0.000	0.000	0.000	0.000	0.000	0.000	0.000	0.000	0.000	0.000	0.000	0.000	0.000	0.000
Sh 2	0.000	0.000	0.000	0.000	0.000	0.000	0.000	0.000	0.000	0.000	0.000	0.000	0.000	0.000
Total	0.000	0.000	3.917	1.183	0.000	0.000	4.803	0.376	6.133	0.850	0.000	0.000	0.000	0.000

	Logged Totals			Normalized by Day	Normalized Weekly Totals		
	Lites On	Occupied	Logged		Lites On	Occupied	% Savings
Peak	32.033	5.000	347.633	^^ ^^	15.481	2.416	84.4%
Off Peak	0.000	0.000	0.000		0.000	0.000	0.0%
Sh 1	0.000	0.000	0.000		0.000	0.000	0.0%
Sh 2	0.000	0.000	0.000		0.000	0.000	0.0%
Total	32.033	5.000	347.633		15.481	2.416	84.4%



West Wing #2

Area type: Auditorium. Logger: 24649. Time delay 10 minutes. Sample Meeting place, Sample Meeting Area

Energy Analysis

Data by Day of Week

Sun	Total Log Time	Hours /Day	Logged Lites On	Normlzd Lites On per Day	Logged Occ	Normlzd Occ per Day
Peak	48.000	24.000	0.000	0.000	0.000	0.000
Diff	0.000	0.000	0.000	0.000	0.000	0.000
Sh 1	0.000	0.000	0.000	0.000	0.000	0.000
Sh 2	0.000	0.000	0.000	0.000	0.000	0.000
Total	48.000	24.000	0.000	0.000	0.000	0.000

Tue	Total Log Time	Hours /Day	Logged Lites On	Normlzd Lites On per Day	Logged Occ	Normlzd Occ per Day
Peak	48.000	24.000	31.967	15.983	13.000	6.500
Diff	0.000	0.000	0.000	0.000	0.000	0.000
Sh 1	0.000	0.000	0.000	0.000	0.000	0.000
Sh 2	0.000	0.000	0.000	0.000	0.000	0.000
Total	48.000	24.000	31.967	15.983	13.000	6.500

Thu	Total Log Time	Hours /Day	Logged Lites On	Normlzd Lites On per Day	Logged Occ	Normlzd Occ per Day
Peak	48.000	24.000	36.100	18.050	17.033	8.517
Diff	0.000	0.000	0.000	0.000	0.000	0.000
Sh 1	0.000	0.000	0.000	0.000	0.000	0.000
Sh 2	0.000	0.000	0.000	0.000	0.000	0.000
Total	48.000	24.000	36.100	18.050	17.033	8.517

Sat	Total Log Time	Hours /Day	Logged Lites On	Normlzd Lites On per Day	Logged Occ	Normlzd Occ per Day
Peak	48.000	24.000	22.183	11.092	12.433	6.217
Diff	0.000	0.000	0.000	0.000	0.000	0.000
Sh 1	0.000	0.000	0.000	0.000	0.000	0.000
Sh 2	0.000	0.000	0.000	0.000	0.000	0.000
Total	48.000	24.000	22.183	11.092	12.433	6.217

Mon	Total Log Time	Hours /Day	Logged Lites On	Normlzd Lites On per Day	Logged Occ	Normlzd Occ per Day
Peak	48.000	24.000	20.517	10.258	1.167	0.583
Diff	0.000	0.000	0.000	0.000	0.000	0.000
Sh 1	0.000	0.000	0.000	0.000	0.000	0.000
Sh 2	0.000	0.000	0.000	0.000	0.000	0.000
Total	48.000	24.000	20.517	10.258	1.167	0.583

Wed	Total Log Time	Hours /Day	Logged Lites On	Normlzd Lites On per Day	Logged Occ	Normlzd Occ per Day
Peak	61.433	24.000	29.167	11.394	15.200	5.938
Diff	0.000	0.000	0.000	0.000	0.000	0.000
Sh 1	0.000	0.000	0.000	0.000	0.000	0.000
Sh 2	0.000	0.000	0.000	0.000	0.000	0.000
Total	61.433	24.000	29.167	11.394	15.200	5.938


Fri	Total Log Time	Hours /Day	Logged Lites On	Normlzd Lites On per Day	Logged Occ	Normlzd Occ per Day
Peak	48.000	24.000	31.867	15.933	15.400	7.700
Diff	0.000	0.000	0.000	0.000	0.000	0.000
Sh 1	0.000	0.000	0.000	0.000	0.000	0.000
Sh 2	0.000	0.000	0.000	0.000	0.000	0.000
Total	48.000	24.000	31.867	15.933	15.400	7.700

	Logged Totals			Normalized Totals		
	Lites On	Occupied	Logged	Lites On	Occupied	% Savings
Peak	171.800	74.233	349.433	82.598	35.690	56.8%
Diff	0.000	0.000	0.000	0.000	0.000	0.0%
Sh 1	0.000	0.000	0.000	0.000	0.000	0.0%
Sh 2	0.000	0.000	0.000	0.000	0.000	0.0%
Total	171.800	74.233	349.433	82.598	35.690	56.8%

Normalized Data

	Sun		Mon		Tue		Wed		Thu		Fri		Sat	
	LO	Occ	LO	Occ	LO	Occ	LO	Occ	LO	Occ	LO	Occ	LO	Occ
Peak	0.000	0.000	10.258	0.583	15.983	6.500	11.394	5.938	18.050	8.517	15.933	7.700	11.092	6.217
Diff Peak	0.000	0.000	0.000	0.000	0.000	0.000	0.000	0.000	0.000	0.000	0.000	0.000	0.000	0.000
Sh 1	0.000	0.000	0.000	0.000	0.000	0.000	0.000	0.000	0.000	0.000	0.000	0.000	0.000	0.000
Sh 2	0.000	0.000	0.000	0.000	0.000	0.000	0.000	0.000	0.000	0.000	0.000	0.000	0.000	0.000
Total	0.000	0.000	10.258	0.583	15.983	6.500	11.394	5.938	18.050	8.517	15.933	7.700	11.092	6.217

	Logged Totals			Normalized by Day	Normalized Weekly Totals		
	Lites On	Occupied	Logged		Lites On	Occupied	% Savings
Peak	171.800	74.233	349.433	^^ ^^	82.598	35.690	56.8%
Diff Peak	0.000	0.000	0.000		0.000	0.000	0.0%
Sh 1	0.000	0.000	0.000		0.000	0.000	0.0%
Sh 2	0.000	0.000	0.000		0.000	0.000	0.0%
Total	171.800	74.233	349.433		82.598	35.690	56.8%



West Wing #3

Area type: Auditorium. Logger: 20672. Time delay 10 minutes. Sample Meeting place, Sample Meeting Area

Energy Analysis

Data by Day of Week

Sun	Total Log Time	Hours /Day	Logged Lites On	Normlzd Lites On per Day	Logged Occ	Normlzd Occ per Day
Peak	48.000	24.000	24.000	12.000	16.100	8.050
Diff	0.000	0.000	0.000	0.000	0.000	0.000
Sh 1	0.000	0.000	0.000	0.000	0.000	0.000
Sh 2	0.000	0.000	0.000	0.000	0.000	0.000
Total	48.000	24.000	24.000	12.000	16.100	8.050

Tue	Total Log Time	Hours /Day	Logged Lites On	Normlzd Lites On per Day	Logged Occ	Normlzd Occ per Day
Peak	48.000	24.000	15.733	7.867	15.733	7.867
Diff	0.000	0.000	0.000	0.000	0.000	0.000
Sh 1	0.000	0.000	0.000	0.000	0.000	0.000
Sh 2	0.000	0.000	0.000	0.000	0.000	0.000
Total	48.000	24.000	15.733	7.867	15.733	7.867

Thu	Total Log Time	Hours /Day	Logged Lites On	Normlzd Lites On per Day	Logged Occ	Normlzd Occ per Day
Peak	48.000	24.000	24.000	12.000	23.033	11.517
Diff	0.000	0.000	0.000	0.000	0.000	0.000
Sh 1	0.000	0.000	0.000	0.000	0.000	0.000
Sh 2	0.000	0.000	0.000	0.000	0.000	0.000
Total	48.000	24.000	24.000	12.000	23.033	11.517

Sat	Total Log Time	Hours /Day	Logged Lites On	Normlzd Lites On per Day	Logged Occ	Normlzd Occ per Day
Peak	48.000	24.000	24.000	12.000	17.433	8.717
Diff	0.000	0.000	0.000	0.000	0.000	0.000
Sh 1	0.000	0.000	0.000	0.000	0.000	0.000
Sh 2	0.000	0.000	0.000	0.000	0.000	0.000
Total	48.000	24.000	24.000	12.000	17.433	8.717

Mon	Total Log Time	Hours /Day	Logged Lites On	Normlzd Lites On per Day	Logged Occ	Normlzd Occ per Day
Peak	48.000	24.000	15.733	7.867	11.500	5.750
Diff	0.000	0.000	0.000	0.000	0.000	0.000
Sh 1	0.000	0.000	0.000	0.000	0.000	0.000
Sh 2	0.000	0.000	0.000	0.000	0.000	0.000
Total	48.000	24.000	15.733	7.867	11.500	5.750

Wed	Total Log Time	Hours /Day	Logged Lites On	Normlzd Lites On per Day	Logged Occ	Normlzd Occ per Day
Peak	61.333	24.000	29.067	11.374	26.333	10.304
Diff	0.000	0.000	0.000	0.000	0.000	0.000
Sh 1	0.000	0.000	0.000	0.000	0.000	0.000
Sh 2	0.000	0.000	0.000	0.000	0.000	0.000
Total	61.333	24.000	29.067	11.374	26.333	10.304

Fri	Total Log Time	Hours /Day	Logged Lites On	Normlzd Lites On per Day	Logged Occ	Normlzd Occ per Day
Peak	48.000	24.000	31.867	15.933	28.700	14.350
Diff	0.000	0.000	0.000	0.000	0.000	0.000
Sh 1	0.000	0.000	0.000	0.000	0.000	0.000
Sh 2	0.000	0.000	0.000	0.000	0.000	0.000
Total	48.000	24.000	31.867	15.933	28.700	14.350

	Logged Totals			Normalized Totals		
	Lites On	Occupied	Logged	Lites On	Occupied	% Savings
Peak	164.400	138.833	349.333	79.063	66.767	15.6%
Diff Peak	0.000	0.000	0.000	0.000	0.000	0.0%
Sh 1	0.000	0.000	0.000	0.000	0.000	0.0%
Sh 2	0.000	0.000	0.000	0.000	0.000	0.0%
Total	164.400	138.833	349.333	79.063	66.767	15.6%

Normalized Data

	Sun		Mon		Tue		Wed		Thu		Fri		Sat	
	LO	Occ	LO	Occ	LO	Occ	LO	Occ	LO	Occ	LO	Occ	LO	Occ
Peak	12.000	8.050	7.867	5.750	7.867	7.867	11.374	10.304	12.000	11.517	15.933	14.350	12.000	8.717
Diff Peak	0.000	0.000	0.000	0.000	0.000	0.000	0.000	0.000	0.000	0.000	0.000	0.000	0.000	0.000
Sh 1	0.000	0.000	0.000	0.000	0.000	0.000	0.000	0.000	0.000	0.000	0.000	0.000	0.000	0.000
Sh 2	0.000	0.000	0.000	0.000	0.000	0.000	0.000	0.000	0.000	0.000	0.000	0.000	0.000	0.000
Total	12.000	8.050	7.867	5.750	7.867	7.867	11.374	10.304	12.000	11.517	15.933	14.350	12.000	8.717

	Logged Totals			Normalized by Day	Normalized Weekly Totals		
	Lites On	Occupied	Logged		Lites On	Occupied	% Savings
Peak	164.400	138.833	349.333	^^ ^^	79.063	66.767	15.6%
Diff Peak	0.000	0.000	0.000		0.000	0.000	0.0%
Sh 1	0.000	0.000	0.000		0.000	0.000	0.0%
Sh 2	0.000	0.000	0.000		0.000	0.000	0.0%
Total	164.400	138.833	349.333		79.063	66.767	15.6%



West Wing #4

Area type: Auditorium. Logger: 21063. Time delay 10 minutes. Sample Meeting place, Sample Meeting Area

Energy Analysis

Data by Day of Week

Sun	Total Log Time	Hours /Day	Logged Lites On	Normlzd Lites On per Day	Logged Occ	Normlzd Occ per Day
Peak	48.000	24.000	24.000	12.000	13.683	6.842
Diff	0.000	0.000	0.000	0.000	0.000	0.000
Sh 1	0.000	0.000	0.000	0.000	0.000	0.000
Sh 2	0.000	0.000	0.000	0.000	0.000	0.000
Total	48.000	24.000	24.000	12.000	13.683	6.842

Tue	Total Log Time	Hours /Day	Logged Lites On	Normlzd Lites On per Day	Logged Occ	Normlzd Occ per Day
Peak	48.000	24.000	38.600	19.300	25.500	12.750
Diff	0.000	0.000	0.000	0.000	0.000	0.000
Sh 1	0.000	0.000	0.000	0.000	0.000	0.000
Sh 2	0.000	0.000	0.000	0.000	0.000	0.000
Total	48.000	24.000	38.600	19.300	25.500	12.750

Thu	Total Log Time	Hours /Day	Logged Lites On	Normlzd Lites On per Day	Logged Occ	Normlzd Occ per Day
Peak	48.000	24.000	24.000	12.000	23.100	11.550
Diff	0.000	0.000	0.000	0.000	0.000	0.000
Sh 1	0.000	0.000	0.000	0.000	0.000	0.000
Sh 2	0.000	0.000	0.000	0.000	0.000	0.000
Total	48.000	24.000	24.000	12.000	23.100	11.550

Sat	Total Log Time	Hours /Day	Logged Lites On	Normlzd Lites On per Day	Logged Occ	Normlzd Occ per Day
Peak	48.000	24.000	24.000	12.000	18.450	9.225
Diff	0.000	0.000	0.000	0.000	0.000	0.000
Sh 1	0.000	0.000	0.000	0.000	0.000	0.000
Sh 2	0.000	0.000	0.000	0.000	0.000	0.000
Total	48.000	24.000	24.000	12.000	18.450	9.225

Mon	Total Log Time	Hours /Day	Logged Lites On	Normlzd Lites On per Day	Logged Occ	Normlzd Occ per Day
Peak	48.000	24.000	44.550	22.275	23.100	11.550
Diff	0.000	0.000	0.000	0.000	0.000	0.000
Sh 1	0.000	0.000	0.000	0.000	0.000	0.000
Sh 2	0.000	0.000	0.000	0.000	0.000	0.000
Total	48.000	24.000	44.550	22.275	23.100	11.550

Wed	Total Log Time	Hours /Day	Logged Lites On	Normlzd Lites On per Day	Logged Occ	Normlzd Occ per Day
Peak	61.283	24.000	44.817	17.551	35.033	13.720
Diff	0.000	0.000	0.000	0.000	0.000	0.000
Sh 1	0.000	0.000	0.000	0.000	0.000	0.000
Sh 2	0.000	0.000	0.000	0.000	0.000	0.000
Total	61.283	24.000	44.817	17.551	35.033	13.720


Fri	Total Log Time	Hours /Day	Logged Lites On	Normlzd Lites On per Day	Logged Occ	Normlzd Occ per Day
Peak	48.000	24.000	31.867	15.933	29.033	14.517
Diff	0.000	0.000	0.000	0.000	0.000	0.000
Sh 1	0.000	0.000	0.000	0.000	0.000	0.000
Sh 2	0.000	0.000	0.000	0.000	0.000	0.000
Total	48.000	24.000	31.867	15.933	29.033	14.517

	Logged Totals			Normalized Totals		
	Lites On	Occupied	Logged	Lites On	Occupied	% Savings
Peak	231.833	167.900	349.283	111.508	80.757	27.6%
Diff	0.000	0.000	0.000	0.000	0.000	0.0%
Sh 1	0.000	0.000	0.000	0.000	0.000	0.0%
Sh 2	0.000	0.000	0.000	0.000	0.000	0.0%
Total	231.833	167.900	349.283	111.508	80.757	27.6%

Normalized Data

	Sun		Mon		Tue		Wed		Thu		Fri		Sat	
	LO	Occ	LO	Occ	LO	Occ	LO	Occ	LO	Occ	LO	Occ	LO	Occ
Peak	12.000	6.842	22.275	11.550	19.300	12.750	17.551	13.720	12.000	11.550	15.933	14.517	12.000	9.225
Diff Peak	0.000	0.000	0.000	0.000	0.000	0.000	0.000	0.000	0.000	0.000	0.000	0.000	0.000	0.000
Sh 1	0.000	0.000	0.000	0.000	0.000	0.000	0.000	0.000	0.000	0.000	0.000	0.000	0.000	0.000
Sh 2	0.000	0.000	0.000	0.000	0.000	0.000	0.000	0.000	0.000	0.000	0.000	0.000	0.000	0.000
Total	12.000	6.842	22.275	11.550	19.300	12.750	17.551	13.720	12.000	11.550	15.933	14.517	12.000	9.225

	Logged Totals			Normalized by Day	Normalized Weekly Totals		
	Lites On	Occupied	Logged		Lites On	Occupied	% Savings
Peak	231.833	167.900	349.283	^^ ^^	111.508	80.757	27.6%
Diff Peak	0.000	0.000	0.000		0.000	0.000	0.0%
Sh 1	0.000	0.000	0.000		0.000	0.000	0.0%
Sh 2	0.000	0.000	0.000		0.000	0.000	0.0%
Total	231.833	167.900	349.283		111.508	80.757	27.6%



West Wing #5

Area type: Auditorium. Logger: 22980. Time delay 10 minutes. Sample Meeting place, Sample Meeting Area

Energy Analysis

Data by Day of Week

Sun	Total Log Time	Hours /Day	Logged Lites On	Normlzd Lites On per Day	Logged Occ	Normlzd Occ per Day
Peak	48.000	24.000	11.433	5.717	8.000	4.000
Off	0.000	0.000	0.000	0.000	0.000	0.000
Sh 1	0.000	0.000	0.000	0.000	0.000	0.000
Sh 2	0.000	0.000	0.000	0.000	0.000	0.000
Total	48.000	24.000	11.433	5.717	8.000	4.000

Tue	Total Log Time	Hours /Day	Logged Lites On	Normlzd Lites On per Day	Logged Occ	Normlzd Occ per Day
Peak	48.000	24.000	38.167	19.083	28.400	14.200
Off	0.000	0.000	0.000	0.000	0.000	0.000
Sh 1	0.000	0.000	0.000	0.000	0.000	0.000
Sh 2	0.000	0.000	0.000	0.000	0.000	0.000
Total	48.000	24.000	38.167	19.083	28.400	14.200

Thu	Total Log Time	Hours /Day	Logged Lites On	Normlzd Lites On per Day	Logged Occ	Normlzd Occ per Day
Peak	48.000	24.000	36.033	18.017	29.267	14.633
Off	0.000	0.000	0.000	0.000	0.000	0.000
Sh 1	0.000	0.000	0.000	0.000	0.000	0.000
Sh 2	0.000	0.000	0.000	0.000	0.000	0.000
Total	48.000	24.000	36.033	18.017	29.267	14.633

Sat	Total Log Time	Hours /Day	Logged Lites On	Normlzd Lites On per Day	Logged Occ	Normlzd Occ per Day
Peak	48.000	24.000	22.600	11.300	17.333	8.667
Off	0.000	0.000	0.000	0.000	0.000	0.000
Sh 1	0.000	0.000	0.000	0.000	0.000	0.000
Sh 2	0.000	0.000	0.000	0.000	0.000	0.000
Total	48.000	24.000	22.600	11.300	17.333	8.667

Mon	Total Log Time	Hours /Day	Logged Lites On	Normlzd Lites On per Day	Logged Occ	Normlzd Occ per Day
Peak	48.000	24.000	20.567	10.283	9.633	4.817
Off	0.000	0.000	0.000	0.000	0.000	0.000
Sh 1	0.000	0.000	0.000	0.000	0.000	0.000
Sh 2	0.000	0.000	0.000	0.000	0.000	0.000
Total	48.000	24.000	20.567	10.283	9.633	4.817

Wed	Total Log Time	Hours /Day	Logged Lites On	Normlzd Lites On per Day	Logged Occ	Normlzd Occ per Day
Peak	61.233	24.000	44.767	17.546	35.100	13.757
Off	0.000	0.000	0.000	0.000	0.000	0.000
Sh 1	0.000	0.000	0.000	0.000	0.000	0.000
Sh 2	0.000	0.000	0.000	0.000	0.000	0.000
Total	61.233	24.000	44.767	17.546	35.100	13.757


Fri	Total Log Time	Hours /Day	Logged Lites On	Normlzd Lites On per Day	Logged Occ	Normlzd Occ per Day
Peak	48.000	24.000	31.900	15.950	26.267	13.133
Off	0.000	0.000	0.000	0.000	0.000	0.000
Sh 1	0.000	0.000	0.000	0.000	0.000	0.000
Sh 2	0.000	0.000	0.000	0.000	0.000	0.000
Total	48.000	24.000	31.900	15.950	26.267	13.133

	Logged Totals			Normalized Totals		
	Lites On	Occupied	Logged	Lites On	Occupied	% Savings
Peak	205.467	154.000	349.233	98.841	74.082	25.0%
Off	0.000	0.000	0.000	0.000	0.000	0.0%
Sh 1	0.000	0.000	0.000	0.000	0.000	0.0%
Sh 2	0.000	0.000	0.000	0.000	0.000	0.0%
Total	205.467	154.000	349.233	98.841	74.082	25.0%

Normalized Data

	Sun		Mon		Tue		Wed		Thu		Fri		Sat	
	LO	Occ	LO	Occ	LO	Occ	LO	Occ	LO	Occ	LO	Occ	LO	Occ
Peak	5.717	4.000	10.283	4.817	19.083	14.200	17.546	13.757	18.017	14.633	15.950	13.133	11.300	8.667
Off Peak	0.000	0.000	0.000	0.000	0.000	0.000	0.000	0.000	0.000	0.000	0.000	0.000	0.000	0.000
Sh 1	0.000	0.000	0.000	0.000	0.000	0.000	0.000	0.000	0.000	0.000	0.000	0.000	0.000	0.000
Sh 2	0.000	0.000	0.000	0.000	0.000	0.000	0.000	0.000	0.000	0.000	0.000	0.000	0.000	0.000
Total	5.717	4.000	10.283	4.817	19.083	14.200	17.546	13.757	18.017	14.633	15.950	13.133	11.300	8.667

	Logged Totals			Normalized by Day	Normalized Weekly Totals		
	Lites On	Occupied	Logged		Lites On	Occupied	% Savings
Peak	205.467	154.000	349.233	^^ ^^	98.841	74.082	25.0%
Off Peak	0.000	0.000	0.000		0.000	0.000	0.0%
Sh 1	0.000	0.000	0.000		0.000	0.000	0.0%
Sh 2	0.000	0.000	0.000		0.000	0.000	0.0%
Total	205.467	154.000	349.233		98.841	74.082	25.0%



West Wing #6

Area type: Auditorium. Logger: 20667. Time delay 10 minutes. Sample Meeting place, Sample Meeting Area

Energy Analysis

Data by Day of Week

Sun	Total Log Time	Hours /Day	Logged Lites On	Normlzd Lites On per Day	Logged Occ	Normlzd Occ per Day
Peak	48.000	24.000	24.000	12.000	9.733	4.867
Diff	0.000	0.000	0.000	0.000	0.000	0.000
Sh 1	0.000	0.000	0.000	0.000	0.000	0.000
Sh 2	0.000	0.000	0.000	0.000	0.000	0.000
Total	48.000	24.000	24.000	12.000	9.733	4.867

Tue	Total Log Time	Hours /Day	Logged Lites On	Normlzd Lites On per Day	Logged Occ	Normlzd Occ per Day
Peak	48.000	24.000	39.983	19.992	25.200	12.600
Diff	0.000	0.000	0.000	0.000	0.000	0.000
Sh 1	0.000	0.000	0.000	0.000	0.000	0.000
Sh 2	0.000	0.000	0.000	0.000	0.000	0.000
Total	48.000	24.000	39.983	19.992	25.200	12.600

Thu	Total Log Time	Hours /Day	Logged Lites On	Normlzd Lites On per Day	Logged Occ	Normlzd Occ per Day
Peak	48.000	24.000	24.000	12.000	23.933	11.967
Diff	0.000	0.000	0.000	0.000	0.000	0.000
Sh 1	0.000	0.000	0.000	0.000	0.000	0.000
Sh 2	0.000	0.000	0.000	0.000	0.000	0.000
Total	48.000	24.000	24.000	12.000	23.933	11.967

Sat	Total Log Time	Hours /Day	Logged Lites On	Normlzd Lites On per Day	Logged Occ	Normlzd Occ per Day
Peak	48.000	24.000	24.000	12.000	18.950	9.475
Diff	0.000	0.000	0.000	0.000	0.000	0.000
Sh 1	0.000	0.000	0.000	0.000	0.000	0.000
Sh 2	0.000	0.000	0.000	0.000	0.000	0.000
Total	48.000	24.000	24.000	12.000	18.950	9.475

Mon	Total Log Time	Hours /Day	Logged Lites On	Normlzd Lites On per Day	Logged Occ	Normlzd Occ per Day
Peak	48.000	24.000	36.317	18.158	16.900	8.450
Diff	0.000	0.000	0.000	0.000	0.000	0.000
Sh 1	0.000	0.000	0.000	0.000	0.000	0.000
Sh 2	0.000	0.000	0.000	0.000	0.000	0.000
Total	48.000	24.000	36.317	18.158	16.900	8.450

Wed	Total Log Time	Hours /Day	Logged Lites On	Normlzd Lites On per Day	Logged Occ	Normlzd Occ per Day
Peak	61.133	24.000	44.350	17.411	30.967	12.157
Diff	0.000	0.000	0.000	0.000	0.000	0.000
Sh 1	0.000	0.000	0.000	0.000	0.000	0.000
Sh 2	0.000	0.000	0.000	0.000	0.000	0.000
Total	61.133	24.000	44.350	17.411	30.967	12.157


Fri	Total Log Time	Hours /Day	Logged Lites On	Normlzd Lites On per Day	Logged Occ	Normlzd Occ per Day
Peak	48.000	24.000	31.667	15.833	22.867	11.433
Diff	0.000	0.000	0.000	0.000	0.000	0.000
Sh 1	0.000	0.000	0.000	0.000	0.000	0.000
Sh 2	0.000	0.000	0.000	0.000	0.000	0.000
Total	48.000	24.000	31.667	15.833	22.867	11.433

	Logged Totals			Normalized Totals		
	Lites On	Occupied	Logged	Lites On	Occupied	% Savings
Peak	224.317	148.550	349.133	107.939	71.481	33.8%
Diff	0.000	0.000	0.000	0.000	0.000	0.0%
Sh 1	0.000	0.000	0.000	0.000	0.000	0.0%
Sh 2	0.000	0.000	0.000	0.000	0.000	0.0%
Total	224.317	148.550	349.133	107.939	71.481	33.8%

Normalized Data

	Sun		Mon		Tue		Wed		Thu		Fri		Sat	
	LO	Occ	LO	Occ	LO	Occ	LO	Occ	LO	Occ	LO	Occ	LO	Occ
Peak	12.000	4.867	18.158	8.450	19.992	12.600	17.411	12.157	12.000	11.967	15.833	11.433	12.000	9.475
Diff Peak	0.000	0.000	0.000	0.000	0.000	0.000	0.000	0.000	0.000	0.000	0.000	0.000	0.000	0.000
Sh 1	0.000	0.000	0.000	0.000	0.000	0.000	0.000	0.000	0.000	0.000	0.000	0.000	0.000	0.000
Sh 2	0.000	0.000	0.000	0.000	0.000	0.000	0.000	0.000	0.000	0.000	0.000	0.000	0.000	0.000
Total	12.000	4.867	18.158	8.450	19.992	12.600	17.411	12.157	12.000	11.967	15.833	11.433	12.000	9.475

	Logged Totals			Normalized by Day	Normalized Weekly Totals		
	Lites On	Occupied	Logged		Lites On	Occupied	% Savings
Peak	224.317	148.550	349.133	^^ ^^	107.939	71.481	33.8%
Diff Peak	0.000	0.000	0.000		0.000	0.000	0.0%
Sh 1	0.000	0.000	0.000		0.000	0.000	0.0%
Sh 2	0.000	0.000	0.000		0.000	0.000	0.0%
Total	224.317	148.550	349.133		107.939	71.481	33.8%



West Wing Pavilion #1

Area type: Auditorium. Logger: 22143. Time delay 10 minutes. Sample Meeting place, Sample Meeting Area

Energy Analysis

Data by Day of Week

Sun	Total Log Time	Hours /Day	Logged Lites On	Normlzd Lites On per Day	Logged Occ	Normlzd Occ per Day
Peak	48.000	24.000	24.000	12.000	6.533	3.267
Diff	0.000	0.000	0.000	0.000	0.000	0.000
Sh 1	0.000	0.000	0.000	0.000	0.000	0.000
Sh 2	0.000	0.000	0.000	0.000	0.000	0.000
Total	48.000	24.000	24.000	12.000	6.533	3.267

Tue	Total Log Time	Hours /Day	Logged Lites On	Normlzd Lites On per Day	Logged Occ	Normlzd Occ per Day
Peak	48.000	24.000	40.400	20.200	19.900	9.950
Diff	0.000	0.000	0.000	0.000	0.000	0.000
Sh 1	0.000	0.000	0.000	0.000	0.000	0.000
Sh 2	0.000	0.000	0.000	0.000	0.000	0.000
Total	48.000	24.000	40.400	20.200	19.900	9.950

Thu	Total Log Time	Hours /Day	Logged Lites On	Normlzd Lites On per Day	Logged Occ	Normlzd Occ per Day
Peak	48.000	24.000	32.700	16.350	17.100	8.550
Diff	0.000	0.000	0.000	0.000	0.000	0.000
Sh 1	0.000	0.000	0.000	0.000	0.000	0.000
Sh 2	0.000	0.000	0.000	0.000	0.000	0.000
Total	48.000	24.000	32.700	16.350	17.100	8.550

Sat	Total Log Time	Hours /Day	Logged Lites On	Normlzd Lites On per Day	Logged Occ	Normlzd Occ per Day
Peak	48.000	24.000	24.000	12.000	11.867	5.933
Diff	0.000	0.000	0.000	0.000	0.000	0.000
Sh 1	0.000	0.000	0.000	0.000	0.000	0.000
Sh 2	0.000	0.000	0.000	0.000	0.000	0.000
Total	48.000	24.000	24.000	12.000	11.867	5.933

Mon	Total Log Time	Hours /Day	Logged Lites On	Normlzd Lites On per Day	Logged Occ	Normlzd Occ per Day
Peak	48.000	24.000	39.467	19.733	12.833	6.417
Diff	0.000	0.000	0.000	0.000	0.000	0.000
Sh 1	0.000	0.000	0.000	0.000	0.000	0.000
Sh 2	0.000	0.000	0.000	0.000	0.000	0.000
Total	48.000	24.000	39.467	19.733	12.833	6.417

Wed	Total Log Time	Hours /Day	Logged Lites On	Normlzd Lites On per Day	Logged Occ	Normlzd Occ per Day
Peak	61.067	24.000	47.233	18.563	28.133	11.057
Diff	0.000	0.000	0.000	0.000	0.000	0.000
Sh 1	0.000	0.000	0.000	0.000	0.000	0.000
Sh 2	0.000	0.000	0.000	0.000	0.000	0.000
Total	61.067	24.000	47.233	18.563	28.133	11.057


Fri	Total Log Time	Hours /Day	Logged Lites On	Normlzd Lites On per Day	Logged Occ	Normlzd Occ per Day
Peak	48.000	24.000	24.000	12.000	14.567	7.283
Diff	0.000	0.000	0.000	0.000	0.000	0.000
Sh 1	0.000	0.000	0.000	0.000	0.000	0.000
Sh 2	0.000	0.000	0.000	0.000	0.000	0.000
Total	48.000	24.000	24.000	12.000	14.567	7.283

	Logged Totals			Normalized Totals		
	Lites On	Occupied	Logged	Lites On	Occupied	% Savings
Peak	231.800	110.933	349.067	111.562	53.390	52.1%
Diff Peak	0.000	0.000	0.000	0.000	0.000	0.0%
Sh 1	0.000	0.000	0.000	0.000	0.000	0.0%
Sh 2	0.000	0.000	0.000	0.000	0.000	0.0%
Total	231.800	110.933	349.067	111.562	53.390	52.1%

Normalized Data

	Sun		Mon		Tue		Wed		Thu		Fri		Sat	
	LO	Occ	LO	Occ	LO	Occ	LO	Occ	LO	Occ	LO	Occ	LO	Occ
Peak	12.000	3.267	19.733	6.417	20.200	9.950	18.563	11.057	16.350	8.550	12.000	7.283	12.000	5.933
Diff Peak	0.000	0.000	0.000	0.000	0.000	0.000	0.000	0.000	0.000	0.000	0.000	0.000	0.000	0.000
Sh 1	0.000	0.000	0.000	0.000	0.000	0.000	0.000	0.000	0.000	0.000	0.000	0.000	0.000	0.000
Sh 2	0.000	0.000	0.000	0.000	0.000	0.000	0.000	0.000	0.000	0.000	0.000	0.000	0.000	0.000
Total	12.000	3.267	19.733	6.417	20.200	9.950	18.563	11.057	16.350	8.550	12.000	7.283	12.000	5.933

	Logged Totals			Normalized by Day	Normalized Weekly Totals		
	Lites On	Occupied	Logged		Lites On	Occupied	% Savings
Peak	231.800	110.933	349.067	^^ ^^	111.562	53.390	52.1%
Diff Peak	0.000	0.000	0.000		0.000	0.000	0.0%
Sh 1	0.000	0.000	0.000		0.000	0.000	0.0%
Sh 2	0.000	0.000	0.000		0.000	0.000	0.0%
Total	231.800	110.933	349.067		111.562	53.390	52.1%



West Wing Pavilion #2

Area type: Auditorium. Logger: 20905. Time delay 10 minutes. Sample Meeting place, Sample Meeting Area

Energy Analysis Data by Day of Week

Sun	Total Log Time	Hours /Day	Logged Lites On	Normlzd Lites On per Day	Logged Occ	Normlzd Occ per Day
Peak	48.000	24.000	24.000	12.000	4.067	2.033
Diff	0.000	0.000	0.000	0.000	0.000	0.000
Sh 1	0.000	0.000	0.000	0.000	0.000	0.000
Sh 2	0.000	0.000	0.000	0.000	0.000	0.000
Total	48.000	24.000	24.000	12.000	4.067	2.033

Tue	Total Log Time	Hours /Day	Logged Lites On	Normlzd Lites On per Day	Logged Occ	Normlzd Occ per Day
Peak	48.000	24.000	24.000	12.000	1.400	0.700
Diff	0.000	0.000	0.000	0.000	0.000	0.000
Sh 1	0.000	0.000	0.000	0.000	0.000	0.000
Sh 2	0.000	0.000	0.000	0.000	0.000	0.000
Total	48.000	24.000	24.000	12.000	1.400	0.700

Thu	Total Log Time	Hours /Day	Logged Lites On	Normlzd Lites On per Day	Logged Occ	Normlzd Occ per Day
Peak	48.000	24.000	32.667	16.333	9.400	4.700
Diff	0.000	0.000	0.000	0.000	0.000	0.000
Sh 1	0.000	0.000	0.000	0.000	0.000	0.000
Sh 2	0.000	0.000	0.000	0.000	0.000	0.000
Total	48.000	24.000	32.667	16.333	9.400	4.700

Sat	Total Log Time	Hours /Day	Logged Lites On	Normlzd Lites On per Day	Logged Occ	Normlzd Occ per Day
Peak	48.000	24.000	24.000	12.000	8.467	4.233
Diff	0.000	0.000	0.000	0.000	0.000	0.000
Sh 1	0.000	0.000	0.000	0.000	0.000	0.000
Sh 2	0.000	0.000	0.000	0.000	0.000	0.000
Total	48.000	24.000	24.000	12.000	8.467	4.233

Mon	Total Log Time	Hours /Day	Logged Lites On	Normlzd Lites On per Day	Logged Occ	Normlzd Occ per Day
Peak	48.000	24.000	39.467	19.733	10.200	5.100
Diff	0.000	0.000	0.000	0.000	0.000	0.000
Sh 1	0.000	0.000	0.000	0.000	0.000	0.000
Sh 2	0.000	0.000	0.000	0.000	0.000	0.000
Total	48.000	24.000	39.467	19.733	10.200	5.100

Wed	Total Log Time	Hours /Day	Logged Lites On	Normlzd Lites On per Day	Logged Occ	Normlzd Occ per Day
Peak	61.017	24.000	41.350	16.264	17.550	6.903
Diff	0.000	0.000	0.000	0.000	0.000	0.000
Sh 1	0.000	0.000	0.000	0.000	0.000	0.000
Sh 2	0.000	0.000	0.000	0.000	0.000	0.000
Total	61.017	24.000	41.350	16.264	17.550	6.903

Fri	Total Log Time	Hours /Day	Logged Lites On	Normlzd Lites On per Day	Logged Occ	Normlzd Occ per Day
Peak	48.000	24.000	24.000	12.000	6.767	3.383
Diff	0.000	0.000	0.000	0.000	0.000	0.000
Sh 1	0.000	0.000	0.000	0.000	0.000	0.000
Sh 2	0.000	0.000	0.000	0.000	0.000	0.000
Total	48.000	24.000	24.000	12.000	6.767	3.383

	Logged Totals			Normalized Totals		
	Lites On	Occupied	Logged	Lites On	Occupied	% Savings
Peak	209.483	57.850	349.017	100.835	27.846	72.4%
Diff	0.000	0.000	0.000	0.000	0.000	0.0%
Sh 1	0.000	0.000	0.000	0.000	0.000	0.0%
Sh 2	0.000	0.000	0.000	0.000	0.000	0.0%
Total	209.483	57.850	349.017	100.835	27.846	72.4%

Normalized Data

	Sun		Mon		Tue		Wed		Thu		Fri		Sat	
	LO	Occ	LO	Occ	LO	Occ	LO	Occ	LO	Occ	LO	Occ	LO	Occ
Peak	12.000	2.033	19.733	5.100	12.000	0.700	16.264	6.903	16.333	4.700	12.000	3.383	12.000	4.233
Diff Peak	0.000	0.000	0.000	0.000	0.000	0.000	0.000	0.000	0.000	0.000	0.000	0.000	0.000	0.000
Sh 1	0.000	0.000	0.000	0.000	0.000	0.000	0.000	0.000	0.000	0.000	0.000	0.000	0.000	0.000
Sh 2	0.000	0.000	0.000	0.000	0.000	0.000	0.000	0.000	0.000	0.000	0.000	0.000	0.000	0.000
Total	12.000	2.033	19.733	5.100	12.000	0.700	16.264	6.903	16.333	4.700	12.000	3.383	12.000	4.233

	Logged Totals			Normalized by Day	Normalized Weekly Totals		
	Lites On	Occupied	Logged		Lites On	Occupied	% Savings
Peak	209.483	57.850	349.017	^^ ^^	100.835	27.846	72.4%
Diff Peak	0.000	0.000	0.000		0.000	0.000	0.0%
Sh 1	0.000	0.000	0.000		0.000	0.000	0.0%
Sh 2	0.000	0.000	0.000		0.000	0.000	0.0%
Total	209.483	57.850	349.017		100.835	27.846	72.4%



West Wing Pavilion #3

Area type: Auditorium. Logger: 22237. Time delay 10 minutes. Sample Meeting place, Sample Meeting Area

Energy Analysis

Data by Day of Week

Sun	Total Log Time	Hours /Day	Logged Lites On	Normlzd Lites On per Day	Logged Occ	Normlzd Occ per Day
Peak	48.000	24.000	20.400	10.200	5.067	2.533
Off	0.000	0.000	0.000	0.000	0.000	0.000
Sh 1	0.000	0.000	0.000	0.000	0.000	0.000
Sh 2	0.000	0.000	0.000	0.000	0.000	0.000
Total	48.000	24.000	20.400	10.200	5.067	2.533

Tue	Total Log Time	Hours /Day	Logged Lites On	Normlzd Lites On per Day	Logged Occ	Normlzd Occ per Day
Peak	48.000	24.000	40.367	20.183	8.300	4.150
Off	0.000	0.000	0.000	0.000	0.000	0.000
Sh 1	0.000	0.000	0.000	0.000	0.000	0.000
Sh 2	0.000	0.000	0.000	0.000	0.000	0.000
Total	48.000	24.000	40.367	20.183	8.300	4.150

Thu	Total Log Time	Hours /Day	Logged Lites On	Normlzd Lites On per Day	Logged Occ	Normlzd Occ per Day
Peak	48.000	24.000	32.667	16.333	6.267	3.133
Off	0.000	0.000	0.000	0.000	0.000	0.000
Sh 1	0.000	0.000	0.000	0.000	0.000	0.000
Sh 2	0.000	0.000	0.000	0.000	0.000	0.000
Total	48.000	24.000	32.667	16.333	6.267	3.133

Sat	Total Log Time	Hours /Day	Logged Lites On	Normlzd Lites On per Day	Logged Occ	Normlzd Occ per Day
Peak	48.000	24.000	23.900	11.950	5.767	2.883
Off	0.000	0.000	0.000	0.000	0.000	0.000
Sh 1	0.000	0.000	0.000	0.000	0.000	0.000
Sh 2	0.000	0.000	0.000	0.000	0.000	0.000
Total	48.000	24.000	23.900	11.950	5.767	2.883

Mon	Total Log Time	Hours /Day	Logged Lites On	Normlzd Lites On per Day	Logged Occ	Normlzd Occ per Day
Peak	48.000	24.000	35.700	17.850	6.800	3.400
Off	0.000	0.000	0.000	0.000	0.000	0.000
Sh 1	0.000	0.000	0.000	0.000	0.000	0.000
Sh 2	0.000	0.000	0.000	0.000	0.000	0.000
Total	48.000	24.000	35.700	17.850	6.800	3.400

Wed	Total Log Time	Hours /Day	Logged Lites On	Normlzd Lites On per Day	Logged Occ	Normlzd Occ per Day
Peak	60.967	24.000	40.600	15.983	8.167	3.215
Off	0.000	0.000	0.000	0.000	0.000	0.000
Sh 1	0.000	0.000	0.000	0.000	0.000	0.000
Sh 2	0.000	0.000	0.000	0.000	0.000	0.000
Total	60.967	24.000	40.600	15.983	8.167	3.215

Fri	Total Log Time	Hours /Day	Logged Lites On	Normlzd Lites On per Day	Logged Occ	Normlzd Occ per Day
Peak	48.000	24.000	24.000	12.000	4.900	2.450
Off	0.000	0.000	0.000	0.000	0.000	0.000
Sh 1	0.000	0.000	0.000	0.000	0.000	0.000
Sh 2	0.000	0.000	0.000	0.000	0.000	0.000
Total	48.000	24.000	24.000	12.000	4.900	2.450

	Logged Totals			Normalized Totals		
	Lites On	Occupied	Logged	Lites On	Occupied	% Savings
Peak	217.633	45.267	348.967	104.773	21.792	79.2%
Off Peak	0.000	0.000	0.000	0.000	0.000	0.0%
Sh 1	0.000	0.000	0.000	0.000	0.000	0.0%
Sh 2	0.000	0.000	0.000	0.000	0.000	0.0%
Total	217.633	45.267	348.967	104.773	21.792	79.2%

Normalized Data

	Sun		Mon		Tue		Wed		Thu		Fri		Sat	
	LO	Occ	LO	Occ	LO	Occ	LO	Occ	LO	Occ	LO	Occ	LO	Occ
Peak	10.200	2.533	17.850	3.400	20.183	4.150	15.983	3.215	16.333	3.133	12.000	2.450	11.950	2.883
Off Peak	0.000	0.000	0.000	0.000	0.000	0.000	0.000	0.000	0.000	0.000	0.000	0.000	0.000	0.000
Sh 1	0.000	0.000	0.000	0.000	0.000	0.000	0.000	0.000	0.000	0.000	0.000	0.000	0.000	0.000
Sh 2	0.000	0.000	0.000	0.000	0.000	0.000	0.000	0.000	0.000	0.000	0.000	0.000	0.000	0.000
Total	10.200	2.533	17.850	3.400	20.183	4.150	15.983	3.215	16.333	3.133	12.000	2.450	11.950	2.883

	Logged Totals			Normalized by Day	Normalized Weekly Totals		
	Lites On	Occupied	Logged		Lites On	Occupied	% Savings
Peak	217.633	45.267	348.967	^^ ^^	104.773	21.792	79.2%
Off Peak	0.000	0.000	0.000		0.000	0.000	0.0%
Sh 1	0.000	0.000	0.000		0.000	0.000	0.0%
Sh 2	0.000	0.000	0.000		0.000	0.000	0.0%
Total	217.633	45.267	348.967		104.773	21.792	79.2%

