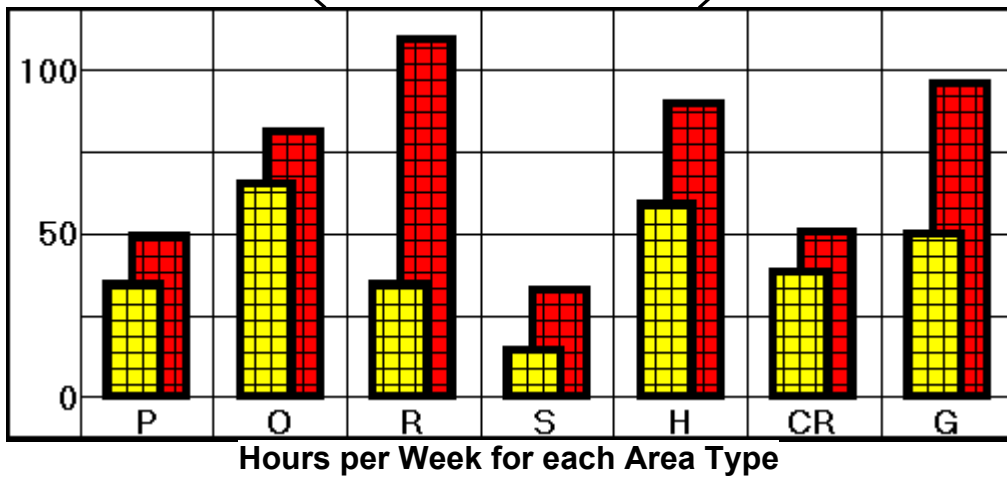


Area Type Averages

Sample Middle School, Sample Middle School

Area Type Averages				Normalized Weekly Lights On					Normalized Weekly Occupied				
Area Type	Qty	Watts	Peak	Off	Shldr 1	Shldr 2	Total	Peak	Off	Shldr 1	Shldr 2	Total	% sav
Private Office	P	5	256	49.16	0.00	0.00	49.16	34.57	0.00	0.00	0.00	34.57	29.68%
Open Space	O	3	2640	81.20	0.00	0.00	81.20	65.05	0.00	0.00	0.00	65.05	19.89%
Restroom	R	5	416	109.10	0.00	0.00	109.10	34.49	0.00	0.00	0.00	34.49	68.39%
Storage	S	2	320	32.44	0.00	0.00	32.44	14.45	0.00	0.00	0.00	14.45	55.46%
Hallway	H	6	577	89.56	0.00	0.00	89.56	58.77	0.00	0.00	0.00	58.77	34.38%
Classroom	CR	6	933	50.40	0.00	0.00	50.40	38.20	0.00	0.00	0.00	38.20	24.21%
Gym	G	1	640	95.99	0.00	0.00	95.99	50.10	0.00	0.00	0.00	50.10	47.81%
Building Average			21620	74.35		0.00	74.35	50.41		0.00		50.41	32.20%



Data Logger Detail for Sample Middle School, Sample Middle School Page 1 of 1

All Loggers Listed			Hours Installed					Installed		Removed		Lights On					Occupied				
Logger	Room Location	Ty	Total	Peak	Off	Shldr 1	Shldr 2	Installed	Removed	Peak	Off	Shldr 1	Shldr 2	Total	Peak	Off	Shldr 1	Shldr 2	Total		
22349	6th Grade Guidance	P	359.20	359.20	0.00	0.00	0.00	11/6/02 12:07:00 PM	11/21/02 11:18:00 AM	91.23	0.00	0.00	0.00	91.23	73.27	0.00	0.00	0.00	73.27		
22167	Asst. Principal	P	359.18	359.18	0.00	0.00	0.00	11/6/02 12:08:00 PM	11/21/02 11:18:00 AM	96.78	0.00	0.00	0.00	96.78	64.12	0.00	0.00	0.00	64.12		
21527	Av Storage	S	358.65	358.65	0.00	0.00	0.00	11/6/02 1:19:00 PM	11/21/02 11:57:00 AM	72.22	0.00	0.00	0.00	72.22	15.87	0.00	0.00	0.00	15.87		
22201	Boys Bathroom (Near	R	358.92	358.92	0.00	0.00	0.00	11/6/02 12:51:00 PM	11/21/02 11:45:00 AM	170.35	0.00	0.00	0.00	170.35	85.75	0.00	0.00	0.00	85.75		
22201	Boys Bathroom (Near	R	358.92	358.92	0.00	0.00	0.00	11/6/02 12:51:00 PM	11/21/02 11:45:00 AM	170.35	0.00	0.00	0.00	170.35	85.75	0.00	0.00	0.00	85.75		
22166	Cafeteria	O	358.95	358.95	0.00	0.00	0.00	11/6/02 12:48:00 PM	11/21/02 11:44:00 AM	177.27	0.00	0.00	0.00	177.27	129.90	0.00	0.00	0.00	129.90		
21928	Classroom (G8)	CR	359.00	359.00	0.00	0.00	0.00	11/6/02 12:25:00 PM	11/21/02 11:24:00 AM	113.75	0.00	0.00	0.00	113.75	86.15	0.00	0.00	0.00	86.15		
22251	Classroom (G9)	CR	359.02	359.02	0.00	0.00	0.00	11/6/02 12:21:00 PM	11/21/02 11:21:00 AM	108.28	0.00	0.00	0.00	108.28	90.32	0.00	0.00	0.00	90.32		
22054	Classroom (CR-22)	CR	358.97	358.97	0.00	0.00	0.00	11/6/02 12:39:00 PM	11/21/02 11:36:00 AM	104.05	0.00	0.00	0.00	104.05	82.25	0.00	0.00	0.00	82.25		
22063	Classroom (G5)	CR	358.93	358.93	0.00	0.00	0.00	11/6/02 12:26:00 PM	11/21/02 11:21:00 AM	110.37	0.00	0.00	0.00	110.37	82.60	0.00	0.00	0.00	82.60		
21643	Classroom CR 21	CR	359.02	359.02	0.00	0.00	0.00	11/6/02 12:31:00 PM	11/21/02 11:31:00 AM	103.03	0.00	0.00	0.00	103.03	68.70	0.00	0.00	0.00	68.70		
22244	Classroom G7	CR	359.03	359.03	0.00	0.00	0.00	11/6/02 12:28:00 PM	11/21/02 11:29:00 AM	106.63	0.00	0.00	0.00	106.63	79.77	0.00	0.00	0.00	79.77		
21471	Custodian Shop	O	358.42	358.42	0.00	0.00	0.00	11/6/02 1:29:00 PM	11/21/02 11:53:00 AM	195.17	0.00	0.00	0.00	195.17	166.57	0.00	0.00	0.00	166.57		
21850	Girls Hall	H	359.15	359.15	0.00	0.00	0.00	11/6/02 12:19:00 PM	11/21/02 11:27:00 AM	137.32	0.00	0.00	0.00	137.32	80.98	0.00	0.00	0.00	80.98		
22061	Girls Room (cafe)	R	358.82	358.82	0.00	0.00	0.00	11/6/02 12:51:00 PM	11/21/02 11:39:00 AM	208.43	0.00	0.00	0.00	208.43	86.00	0.00	0.00	0.00	86.00		
3	Gym	G	359.10	359.10	0.00	0.00	0.00	11/6/02 12:34:00 PM	11/21/02 11:39:00 AM	205.18	0.00	0.00	0.00	205.18	107.08	0.00	0.00	0.00	107.08		
5	Hall (Main Office-CR26)	H	358.87	358.87	0.00	0.00	0.00	11/6/02 12:55:00 PM	11/21/02 11:46:00 AM	202.42	0.00	0.00	0.00	202.42	154.25	0.00	0.00	0.00	154.25		
6	Hall (Band CR30)	H	358.58	358.58	0.00	0.00	0.00	11/6/02 1:13:00 PM	11/21/02 11:47:00 AM	202.03	0.00	0.00	0.00	202.03	132.97	0.00	0.00	0.00	132.97		
21385	Hall (Computer	H	358.72	358.72	0.00	0.00	0.00	11/6/02 1:08:00 PM	11/21/02 11:50:00 AM	201.73	0.00	0.00	0.00	201.73	124.57	0.00	0.00	0.00	124.57		
4	Hall (CR1-G7)	H	359.23	359.23	0.00	0.00	0.00	11/6/02 12:37:00 PM	11/21/02 11:50:00 AM	202.52	0.00	0.00	0.00	202.52	144.12	0.00	0.00	0.00	144.12		
21874	Hallway #3	H	358.70	358.70	0.00	0.00	0.00	11/6/02 1:09:00 PM	11/21/02 11:50:00 AM	201.82	0.00	0.00	0.00	201.82	116.28	0.00	0.00	0.00	116.28		
1	Main Office	O	359.25	359.25	0.00	0.00	0.00	11/6/02 11:58:00 AM	11/21/02 11:12:00 AM	147.87	0.00	0.00	0.00	147.87	120.32	0.00	0.00	0.00	120.32		
22219	Mens Restroom	R	359.20	359.20	0.00	0.00	0.00	11/6/02 12:05:00 PM	11/21/02 11:16:00 AM	310.02	0.00	0.00	0.00	310.02	40.03	0.00	0.00	0.00	40.03		
22345	Office	P	358.75	358.75	0.00	0.00	0.00	11/6/02 1:22:00 PM	11/21/02 12:06:00 PM	133.08	0.00	0.00	0.00	133.08	88.05	0.00	0.00	0.00	88.05		
22076	Office 2D	P	358.75	358.75	0.00	0.00	0.00	11/6/02 1:22:00 PM	11/21/02 12:06:00 PM	133.47	0.00	0.00	0.00	133.47	79.67	0.00	0.00	0.00	79.67		
21870	Principal Secretary	P	359.22	359.22	0.00	0.00	0.00	11/6/02 12:03:00 PM	11/21/02 11:15:00 AM	70.63	0.00	0.00	0.00	70.63	64.23	0.00	0.00	0.00	64.23		
21868	Storage	S	358.57	358.57	0.00	0.00	0.00	11/6/02 1:24:00 PM	11/21/02 11:57:00 AM	66.25	0.00	0.00	0.00	66.25	45.82	0.00	0.00	0.00	45.82		
22348	Womens Restroom	R	359.20	359.20	0.00	0.00	0.00	11/6/02 12:06:00 PM	11/21/02 11:17:00 AM	306.72	0.00	0.00	0.00	306.72	70.90	0.00	0.00	0.00	70.90		

Normalized Data Logger Detail for Sample Middle School, Sample Middle School Page 1 of 1

All Loggers Listed			Load	Normalized Weekly Hours of Use					Normalized Weekly Hours of Occupancy					
Logger	Room Location	Ty	Watts	Peak	Off	Shldr 1	Shldr 2	Total	Peak	Off	Shldr 1	Shldr 2	Total	% sav
22349	6th Grade	P	160	42.67	0.00	0.00	0.00	42.67	34.27	0.00	0.00	0.00	34.27	19.69%
22167	Asst. Principal	P	240	45.27	0.00	0.00	0.00	45.27	29.99	0.00	0.00	0.00	29.99	33.75%
21527	Av Storage	S	320	33.83	0.00	0.00	0.00	33.83	7.43	0.00	0.00	0.00	7.43	78.04%
22201	Boys Bathroom	R	160	79.74	0.00	0.00	0.00	79.74	40.14	0.00	0.00	0.00	40.14	49.66%
22201	Boys Bathroom	R	160	79.74	0.00	0.00	0.00	79.74	40.14	0.00	0.00	0.00	40.14	49.66%
22166	Cafeteria	O	5600	82.97	0.00	0.00	0.00	82.97	60.80	0.00	0.00	0.00	60.80	26.72%
21928	Classroom (G8)	CR	1280	53.23	0.00	0.00	0.00	53.23	40.32	0.00	0.00	0.00	40.32	24.25%
22251	Classroom (G9)	CR	640	50.67	0.00	0.00	0.00	50.67	42.26	0.00	0.00	0.00	42.26	16.60%
22054	Classroom	CR	960	48.70	0.00	0.00	0.00	48.70	38.49	0.00	0.00	0.00	38.49	20.97%
22063	Classroom (G5)	CR	880	51.66	0.00	0.00	0.00	51.66	38.66	0.00	0.00	0.00	38.66	25.16%
21643	Classroom CR	CR	960	48.21	0.00	0.00	0.00	48.21	32.15	0.00	0.00	0.00	32.15	33.31%
22244	Classroom G7	CR	880	49.90	0.00	0.00	0.00	49.90	37.32	0.00	0.00	0.00	37.32	25.21%
21471	Custodian	O	720	91.48	0.00	0.00	0.00	91.48	78.07	0.00	0.00	0.00	78.07	14.66%
21850	Girls Hall	H	160	64.23	0.00	0.00	0.00	64.23	37.88	0.00	0.00	0.00	37.88	41.02%
22061	Girls Room	R	1440	97.59	0.00	0.00	0.00	97.59	40.27	0.00	0.00	0.00	40.27	58.74%
3	Gym	G	640	95.99	0.00	0.00	0.00	95.99	50.10	0.00	0.00	0.00	50.10	47.81%
5	Hall (Main	H	1050	94.76	0.00	0.00	0.00	94.76	72.21	0.00	0.00	0.00	72.21	23.80%
6	Hall (Band	H	400	94.65	0.00	0.00	0.00	94.65	62.30	0.00	0.00	0.00	62.30	34.18%
21385	Hall (Computer	H	350	94.48	0.00	0.00	0.00	94.48	58.34	0.00	0.00	0.00	58.34	38.25%
4	Hall (CR1-G7)	H	1150	94.71	0.00	0.00	0.00	94.71	67.40	0.00	0.00	0.00	67.40	28.84%
21874	Hallway #3	H	350	94.52	0.00	0.00	0.00	94.52	54.46	0.00	0.00	0.00	54.46	42.38%
1	Main Office	O	1600	69.15	0.00	0.00	0.00	69.15	56.27	0.00	0.00	0.00	56.27	18.63%
22219	Mens Restroom	R	160	145.00	0.00	0.00	0.00	145.00	18.72	0.00	0.00	0.00	18.72	87.09%
22345	Office	P	320	62.32	0.00	0.00	0.00	62.32	41.23	0.00	0.00	0.00	41.23	33.84%
22076	Office 2D	P	320	62.50	0.00	0.00	0.00	62.50	37.31	0.00	0.00	0.00	37.31	40.30%
21870	Principal	P	240	33.03	0.00	0.00	0.00	33.03	30.04	0.00	0.00	0.00	30.04	9.05%
21868	Storage	S	320	31.04	0.00	0.00	0.00	31.04	21.47	0.00	0.00	0.00	21.47	30.83%
22348	Womens	R	160	143.45	0.00	0.00	0.00	143.45	33.16	0.00	0.00	0.00	33.16	76.88%

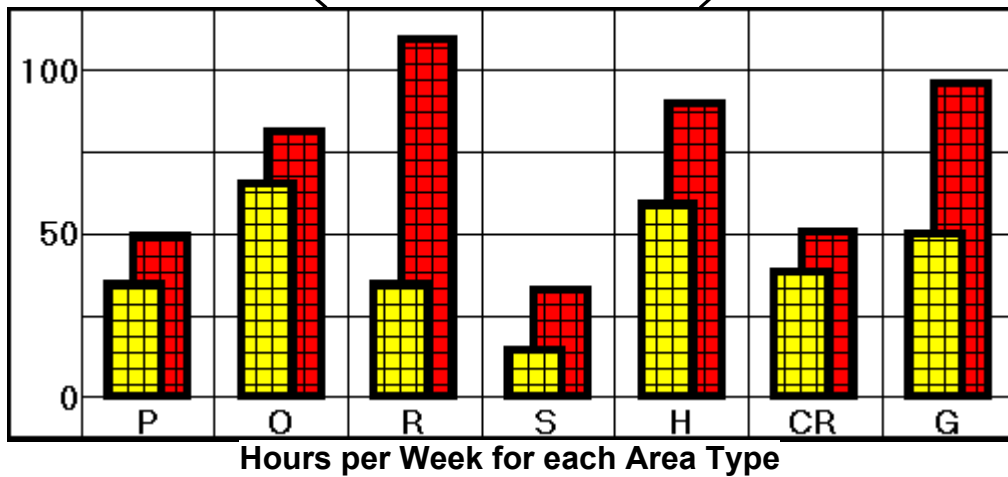
Building Summary Totals for Sample Middle School, Sample Middle School Page 1 of 1

Building Summary Totals				Lights On KWHR					Occupied KWHR					
Area Type		Qty	Watts	Peak	Off	Shldr 1	Shldr 2	Total	Peak	Off	Shldr 1	Shldr 2	Total	
Private Office	P	5	1280	63	0	0	0	63	44	0	0	0	44	
Open Space	O	3	7920	643	0	0	0	643	515	0	0	0	515	
Restroom	R	5	2080	227	0	0	0	227	72	0	0	0	72	
Storage	S	2	640	21	0	0	0	21	9	0	0	0	9	
Hallway	H	6	3462	310	0	0	0	310	203	0	0	0	203	
Classroom	CR	6	5598	282	0	0	0	282	214	0	0	0	214	
Gym	G	1	640	61	0	0	0	61	32	0	0	0	32	
Building Totals			21620	1607				0	1607	1090			0	1090

Area Type Averages

Sample Middle School, Sample Middle School

Area Type Averages				Normalized Weekly Lights On					Normalized Weekly Occupied					
Area Type	Qty	Watts	Peak	Off	Shldr 1	Shldr 2	Total	Peak	Off	Shldr 1	Shldr 2	Total	% sav	
Private Office	P	5	256	49.16	0.00	0.00	49.16	34.57	0.00	0.00	0.00	34.57	29.68%	
Open Space	O	3	2640	81.20	0.00	0.00	81.20	65.05	0.00	0.00	0.00	65.05	19.89%	
Restroom	R	5	416	109.10	0.00	0.00	109.10	34.49	0.00	0.00	0.00	34.49	68.39%	
Storage	S	2	320	32.44	0.00	0.00	32.44	14.45	0.00	0.00	0.00	14.45	55.46%	
Hallway	H	6	577	89.56	0.00	0.00	89.56	58.77	0.00	0.00	0.00	58.77	34.38%	
Classroom	CR	6	933	50.40	0.00	0.00	50.40	38.20	0.00	0.00	0.00	38.20	24.21%	
Gym	G	1	640	95.99	0.00	0.00	95.99	50.10	0.00	0.00	0.00	50.10	47.81%	
Building Average			21620	74.35			0.00	74.35	50.41			0.00	50.41	32.20%



Data Logger Detail for Sample Middle School, Sample Middle School Page 1 of 1

All Loggers Listed			Hours Installed					Installed		Removed		Lights On					Occupied				
Logger	Room Location	Ty	Total	Peak	Off	Shldr 1	Shldr 2	Installed	Removed	Peak	Off	Shldr 1	Shldr 2	Total	Peak	Off	Shldr 1	Shldr 2	Total		
22349	6th Grade Guidance	P	359.20	359.20	0.00	0.00	0.00	11/6/02 12:07:00 PM	11/21/02 11:18:00 AM	91.23	0.00	0.00	0.00	91.23	73.27	0.00	0.00	0.00	73.27		
22167	Asst. Principal	P	359.18	359.18	0.00	0.00	0.00	11/6/02 12:08:00 PM	11/21/02 11:18:00 AM	96.78	0.00	0.00	0.00	96.78	64.12	0.00	0.00	0.00	64.12		
21527	Av Storage	S	358.65	358.65	0.00	0.00	0.00	11/6/02 1:19:00 PM	11/21/02 11:57:00 AM	72.22	0.00	0.00	0.00	72.22	15.87	0.00	0.00	0.00	15.87		
22201	Boys Bathroom (Near	R	358.92	358.92	0.00	0.00	0.00	11/6/02 12:51:00 PM	11/21/02 11:45:00 AM	170.35	0.00	0.00	0.00	170.35	85.75	0.00	0.00	0.00	85.75		
22201	Boys Bathroom (Near	R	358.92	358.92	0.00	0.00	0.00	11/6/02 12:51:00 PM	11/21/02 11:45:00 AM	170.35	0.00	0.00	0.00	170.35	85.75	0.00	0.00	0.00	85.75		
22166	Cafeteria	O	358.95	358.95	0.00	0.00	0.00	11/6/02 12:48:00 PM	11/21/02 11:44:00 AM	177.27	0.00	0.00	0.00	177.27	129.90	0.00	0.00	0.00	129.90		
21928	Classroom (G8)	CR	359.00	359.00	0.00	0.00	0.00	11/6/02 12:25:00 PM	11/21/02 11:24:00 AM	113.75	0.00	0.00	0.00	113.75	86.15	0.00	0.00	0.00	86.15		
22251	Classroom (G9)	CR	359.02	359.02	0.00	0.00	0.00	11/6/02 12:21:00 PM	11/21/02 11:21:00 AM	108.28	0.00	0.00	0.00	108.28	90.32	0.00	0.00	0.00	90.32		
22054	Classroom (CR-22)	CR	358.97	358.97	0.00	0.00	0.00	11/6/02 12:39:00 PM	11/21/02 11:36:00 AM	104.05	0.00	0.00	0.00	104.05	82.25	0.00	0.00	0.00	82.25		
22063	Classroom (G5)	CR	358.93	358.93	0.00	0.00	0.00	11/6/02 12:26:00 PM	11/21/02 11:21:00 AM	110.37	0.00	0.00	0.00	110.37	82.60	0.00	0.00	0.00	82.60		
21643	Classroom CR 21	CR	359.02	359.02	0.00	0.00	0.00	11/6/02 12:31:00 PM	11/21/02 11:31:00 AM	103.03	0.00	0.00	0.00	103.03	68.70	0.00	0.00	0.00	68.70		
22244	Classroom G7	CR	359.03	359.03	0.00	0.00	0.00	11/6/02 12:28:00 PM	11/21/02 11:29:00 AM	106.63	0.00	0.00	0.00	106.63	79.77	0.00	0.00	0.00	79.77		
21471	Custodian Shop	O	358.42	358.42	0.00	0.00	0.00	11/6/02 1:29:00 PM	11/21/02 11:53:00 AM	195.17	0.00	0.00	0.00	195.17	166.57	0.00	0.00	0.00	166.57		
21850	Girls Hall	H	359.15	359.15	0.00	0.00	0.00	11/6/02 12:19:00 PM	11/21/02 11:27:00 AM	137.32	0.00	0.00	0.00	137.32	80.98	0.00	0.00	0.00	80.98		
22061	Girls Room (cafe)	R	358.82	358.82	0.00	0.00	0.00	11/6/02 12:51:00 PM	11/21/02 11:39:00 AM	208.43	0.00	0.00	0.00	208.43	86.00	0.00	0.00	0.00	86.00		
3	Gym	G	359.10	359.10	0.00	0.00	0.00	11/6/02 12:34:00 PM	11/21/02 11:39:00 AM	205.18	0.00	0.00	0.00	205.18	107.08	0.00	0.00	0.00	107.08		
5	Hall (Main Office-CR26)	H	358.87	358.87	0.00	0.00	0.00	11/6/02 12:55:00 PM	11/21/02 11:46:00 AM	202.42	0.00	0.00	0.00	202.42	154.25	0.00	0.00	0.00	154.25		
6	Hall (Band CR30)	H	358.58	358.58	0.00	0.00	0.00	11/6/02 1:13:00 PM	11/21/02 11:47:00 AM	202.03	0.00	0.00	0.00	202.03	132.97	0.00	0.00	0.00	132.97		
21385	Hall (Computer	H	358.72	358.72	0.00	0.00	0.00	11/6/02 1:08:00 PM	11/21/02 11:50:00 AM	201.73	0.00	0.00	0.00	201.73	124.57	0.00	0.00	0.00	124.57		
4	Hall (CR1-G7)	H	359.23	359.23	0.00	0.00	0.00	11/6/02 12:37:00 PM	11/21/02 11:50:00 AM	202.52	0.00	0.00	0.00	202.52	144.12	0.00	0.00	0.00	144.12		
21874	Hallway #3	H	358.70	358.70	0.00	0.00	0.00	11/6/02 1:09:00 PM	11/21/02 11:50:00 AM	201.82	0.00	0.00	0.00	201.82	116.28	0.00	0.00	0.00	116.28		
1	Main Office	O	359.25	359.25	0.00	0.00	0.00	11/6/02 11:58:00 AM	11/21/02 11:12:00 AM	147.87	0.00	0.00	0.00	147.87	120.32	0.00	0.00	0.00	120.32		
22219	Mens Restroom	R	359.20	359.20	0.00	0.00	0.00	11/6/02 12:05:00 PM	11/21/02 11:16:00 AM	310.02	0.00	0.00	0.00	310.02	40.03	0.00	0.00	0.00	40.03		
22345	Office	P	358.75	358.75	0.00	0.00	0.00	11/6/02 1:22:00 PM	11/21/02 12:06:00 PM	133.08	0.00	0.00	0.00	133.08	88.05	0.00	0.00	0.00	88.05		
22076	Office 2D	P	358.75	358.75	0.00	0.00	0.00	11/6/02 1:22:00 PM	11/21/02 12:06:00 PM	133.47	0.00	0.00	0.00	133.47	79.67	0.00	0.00	0.00	79.67		
21870	Principal Secretary	P	359.22	359.22	0.00	0.00	0.00	11/6/02 12:03:00 PM	11/21/02 11:15:00 AM	70.63	0.00	0.00	0.00	70.63	64.23	0.00	0.00	0.00	64.23		
21868	Storage	S	358.57	358.57	0.00	0.00	0.00	11/6/02 1:24:00 PM	11/21/02 11:57:00 AM	66.25	0.00	0.00	0.00	66.25	45.82	0.00	0.00	0.00	45.82		
22348	Womens Restroom	R	359.20	359.20	0.00	0.00	0.00	11/6/02 12:06:00 PM	11/21/02 11:17:00 AM	306.72	0.00	0.00	0.00	306.72	70.90	0.00	0.00	0.00	70.90		

Normalized Data Logger Detail for Sample Middle School, Sample Middle School Page 1 of 1

All Loggers Listed			Load	Normalized Weekly Hours of Use					Normalized Weekly Hours of Occupancy					
Logger	Room Location	Ty	Watts	Peak	Off	Shldr 1	Shldr 2	Total	Peak	Off	Shldr 1	Shldr 2	Total	% sav
22349	6th Grade	P	160	42.67	0.00	0.00	0.00	42.67	34.27	0.00	0.00	0.00	34.27	19.69%
22167	Asst. Principal	P	240	45.27	0.00	0.00	0.00	45.27	29.99	0.00	0.00	0.00	29.99	33.75%
21527	Av Storage	S	320	33.83	0.00	0.00	0.00	33.83	7.43	0.00	0.00	0.00	7.43	78.04%
22201	Boys Bathroom	R	160	79.74	0.00	0.00	0.00	79.74	40.14	0.00	0.00	0.00	40.14	49.66%
22201	Boys Bathroom	R	160	79.74	0.00	0.00	0.00	79.74	40.14	0.00	0.00	0.00	40.14	49.66%
22166	Cafeteria	O	5600	82.97	0.00	0.00	0.00	82.97	60.80	0.00	0.00	0.00	60.80	26.72%
21928	Classroom (G8)	CR	1280	53.23	0.00	0.00	0.00	53.23	40.32	0.00	0.00	0.00	40.32	24.25%
22251	Classroom (G9)	CR	640	50.67	0.00	0.00	0.00	50.67	42.26	0.00	0.00	0.00	42.26	16.60%
22054	Classroom	CR	960	48.70	0.00	0.00	0.00	48.70	38.49	0.00	0.00	0.00	38.49	20.97%
22063	Classroom (G5)	CR	880	51.66	0.00	0.00	0.00	51.66	38.66	0.00	0.00	0.00	38.66	25.16%
21643	Classroom CR	CR	960	48.21	0.00	0.00	0.00	48.21	32.15	0.00	0.00	0.00	32.15	33.31%
22244	Classroom G7	CR	880	49.90	0.00	0.00	0.00	49.90	37.32	0.00	0.00	0.00	37.32	25.21%
21471	Custodian	O	720	91.48	0.00	0.00	0.00	91.48	78.07	0.00	0.00	0.00	78.07	14.66%
21850	Girls Hall	H	160	64.23	0.00	0.00	0.00	64.23	37.88	0.00	0.00	0.00	37.88	41.02%
22061	Girls Room	R	1440	97.59	0.00	0.00	0.00	97.59	40.27	0.00	0.00	0.00	40.27	58.74%
3	Gym	G	640	95.99	0.00	0.00	0.00	95.99	50.10	0.00	0.00	0.00	50.10	47.81%
5	Hall (Main	H	1050	94.76	0.00	0.00	0.00	94.76	72.21	0.00	0.00	0.00	72.21	23.80%
6	Hall (Band	H	400	94.65	0.00	0.00	0.00	94.65	62.30	0.00	0.00	0.00	62.30	34.18%
21385	Hall (Computer	H	350	94.48	0.00	0.00	0.00	94.48	58.34	0.00	0.00	0.00	58.34	38.25%
4	Hall (CR1-G7)	H	1150	94.71	0.00	0.00	0.00	94.71	67.40	0.00	0.00	0.00	67.40	28.84%
21874	Hallway #3	H	350	94.52	0.00	0.00	0.00	94.52	54.46	0.00	0.00	0.00	54.46	42.38%
1	Main Office	O	1600	69.15	0.00	0.00	0.00	69.15	56.27	0.00	0.00	0.00	56.27	18.63%
22219	Mens Restroom	R	160	145.00	0.00	0.00	0.00	145.00	18.72	0.00	0.00	0.00	18.72	87.09%
22345	Office	P	320	62.32	0.00	0.00	0.00	62.32	41.23	0.00	0.00	0.00	41.23	33.84%
22076	Office 2D	P	320	62.50	0.00	0.00	0.00	62.50	37.31	0.00	0.00	0.00	37.31	40.30%
21870	Principal	P	240	33.03	0.00	0.00	0.00	33.03	30.04	0.00	0.00	0.00	30.04	9.05%
21868	Storage	S	320	31.04	0.00	0.00	0.00	31.04	21.47	0.00	0.00	0.00	21.47	30.83%
22348	Womens	R	160	143.45	0.00	0.00	0.00	143.45	33.16	0.00	0.00	0.00	33.16	76.88%

Building Summary Totals for Sample Middle School, Sample Middle School Page 1 of 1

Building Summary Totals				Lights On KWHR					Occupied KWHR					
Area Type		Qty	Watts	Peak	Off	Shldr 1	Shldr 2	Total	Peak	Off	Shldr 1	Shldr 2	Total	
Private Office	P	5	1280	63	0	0	0	63	44	0	0	0	44	
Open Space	O	3	7920	643	0	0	0	643	515	0	0	0	515	
Restroom	R	5	2080	227	0	0	0	227	72	0	0	0	72	
Storage	S	2	640	21	0	0	0	21	9	0	0	0	9	
Hallway	H	6	3462	310	0	0	0	310	203	0	0	0	203	
Classroom	CR	6	5598	282	0	0	0	282	214	0	0	0	214	
Gym	G	1	640	61	0	0	0	61	32	0	0	0	32	
Building Totals			21620	1607				0	1607	1090			0	1090

6th Grade Guidance

Area type: Private Office. Logger: 22349. Time delay 10 minutes. Sample Middle School, Sample Middle School

Energy Analysis

Data by Day of Week

Sun	Total Log Time	Hours /Day	Logged Lites On	Normlzd Lites On per Day	Logged Occ	Normlzd Occ per Day
Peak	48.000	24.000	1.133	0.567	0.200	0.100
Off	0.000	0.000	0.000	0.000	0.000	0.000
Sh 1	0.000	0.000	0.000	0.000	0.000	0.000
Sh 2	0.000	0.000	0.000	0.000	0.000	0.000
Total	48.000	24.000	1.133	0.567	0.200	0.100

Tue	Total Log Time	Hours /Day	Logged Lites On	Normlzd Lites On per Day	Logged Occ	Normlzd Occ per Day
Peak	48.000	24.000	17.000	8.500	14.100	7.050
Off	0.000	0.000	0.000	0.000	0.000	0.000
Sh 1	0.000	0.000	0.000	0.000	0.000	0.000
Sh 2	0.000	0.000	0.000	0.000	0.000	0.000
Total	48.000	24.000	17.000	8.500	14.100	7.050

Thu	Total Log Time	Hours /Day	Logged Lites On	Normlzd Lites On per Day	Logged Occ	Normlzd Occ per Day
Peak	59.300	24.000	21.133	8.553	16.733	6.772
Off	0.000	0.000	0.000	0.000	0.000	0.000
Sh 1	0.000	0.000	0.000	0.000	0.000	0.000
Sh 2	0.000	0.000	0.000	0.000	0.000	0.000
Total	59.300	24.000	21.133	8.553	16.733	6.772

Sat	Total Log Time	Hours /Day	Logged Lites On	Normlzd Lites On per Day	Logged Occ	Normlzd Occ per Day
Peak	48.000	24.000	0.000	0.000	0.000	0.000
Off	0.000	0.000	0.000	0.000	0.000	0.000
Sh 1	0.000	0.000	0.000	0.000	0.000	0.000
Sh 2	0.000	0.000	0.000	0.000	0.000	0.000
Total	48.000	24.000	0.000	0.000	0.000	0.000

Mon	Total Log Time	Hours /Day	Logged Lites On	Normlzd Lites On per Day	Logged Occ	Normlzd Occ per Day
Peak	48.000	24.000	15.667	7.833	13.067	6.533
Off	0.000	0.000	0.000	0.000	0.000	0.000
Sh 1	0.000	0.000	0.000	0.000	0.000	0.000
Sh 2	0.000	0.000	0.000	0.000	0.000	0.000
Total	48.000	24.000	15.667	7.833	13.067	6.533

Wed	Total Log Time	Hours /Day	Logged Lites On	Normlzd Lites On per Day	Logged Occ	Normlzd Occ per Day
Peak	59.900	24.000	18.900	7.573	15.033	6.023
Off	0.000	0.000	0.000	0.000	0.000	0.000
Sh 1	0.000	0.000	0.000	0.000	0.000	0.000
Sh 2	0.000	0.000	0.000	0.000	0.000	0.000
Total	59.900	24.000	18.900	7.573	15.033	6.023


Fri	Total Log Time	Hours /Day	Logged Lites On	Normlzd Lites On per Day	Logged Occ	Normlzd Occ per Day
Peak	48.000	24.000	17.400	8.700	14.133	7.067
Off	0.000	0.000	0.000	0.000	0.000	0.000
Sh 1	0.000	0.000	0.000	0.000	0.000	0.000
Sh 2	0.000	0.000	0.000	0.000	0.000	0.000
Total	48.000	24.000	17.400	8.700	14.133	7.067

	Logged Totals			Normalized Totals			
	Lites On	Occupied	Logged	Lites On	Occupied	% Savings	
Peak	91.233	73.267	359.200	42.670	34.267	19.7%	
Off Peak	0.000	0.000	0.000	0.000	0.000	0.0%	
Sh 1	0.000	0.000	0.000	0.000	0.000	0.0%	
Sh 2	0.000	0.000	0.000	0.000	0.000	0.0%	
Total	91.233	73.267	359.200	42.670	34.267	19.7%	

Normalized Data

	Sun		Mon		Tue		Wed		Thu		Fri		Sat	
	LO	Occ	LO	Occ	LO	Occ	LO	Occ	LO	Occ	LO	Occ	LO	Occ
Peak	0.567	0.100	7.833	6.533	8.500	7.050	7.573	6.023	8.553	6.772	8.700	7.067	0.000	0.000
Off Peak	0.000	0.000	0.000	0.000	0.000	0.000	0.000	0.000	0.000	0.000	0.000	0.000	0.000	0.000
Sh 1	0.000	0.000	0.000	0.000	0.000	0.000	0.000	0.000	0.000	0.000	0.000	0.000	0.000	0.000
Sh 2	0.000	0.000	0.000	0.000	0.000	0.000	0.000	0.000	0.000	0.000	0.000	0.000	0.000	0.000
Total	0.567	0.100	7.833	6.533	8.500	7.050	7.573	6.023	8.553	6.772	8.700	7.067	0.000	0.000

	Logged Totals			Normalized by Day	Normalized Weekly Totals		
	Lites On	Occupied	Logged		Lites On	Occupied	% Savings
Peak	91.233	73.267	359.200	^ ^ ^ ^	42.670	34.267	19.7%
Off Peak	0.000	0.000	0.000		0.000	0.000	0.0%
Sh 1	0.000	0.000	0.000		0.000	0.000	0.0%
Sh 2	0.000	0.000	0.000		0.000	0.000	0.0%
Total	91.233	73.267	359.200		42.670	34.267	19.7%



Asst. Principal

Area type: Private Office. Logger: 22167. Time delay 10 minutes. Sample Middle School, Sample Middle School

Energy Analysis

Data by Day of Week

Sun	Total Log Time	Hours /Day	Logged Lites On	Normlzd Lites On per Day	Logged Occ	Normlzd Occ per Day
Peak	48.000	24.000	0.433	0.217	0.300	0.150
Off	0.000	0.000	0.000	0.000	0.000	0.000
Sh 1	0.000	0.000	0.000	0.000	0.000	0.000
Sh 2	0.000	0.000	0.000	0.000	0.000	0.000
Total	48.000	24.000	0.433	0.217	0.300	0.150

Tue	Total Log Time	Hours /Day	Logged Lites On	Normlzd Lites On per Day	Logged Occ	Normlzd Occ per Day
Peak	48.000	24.000	18.600	9.300	14.233	7.117
Off	0.000	0.000	0.000	0.000	0.000	0.000
Sh 1	0.000	0.000	0.000	0.000	0.000	0.000
Sh 2	0.000	0.000	0.000	0.000	0.000	0.000
Total	48.000	24.000	18.600	9.300	14.233	7.117

Thu	Total Log Time	Hours /Day	Logged Lites On	Normlzd Lites On per Day	Logged Occ	Normlzd Occ per Day
Peak	59.300	24.000	22.917	9.275	13.950	5.646
Off	0.000	0.000	0.000	0.000	0.000	0.000
Sh 1	0.000	0.000	0.000	0.000	0.000	0.000
Sh 2	0.000	0.000	0.000	0.000	0.000	0.000
Total	59.300	24.000	22.917	9.275	13.950	5.646

Sat	Total Log Time	Hours /Day	Logged Lites On	Normlzd Lites On per Day	Logged Occ	Normlzd Occ per Day
Peak	48.000	24.000	4.500	2.250	0.867	0.433
Off	0.000	0.000	0.000	0.000	0.000	0.000
Sh 1	0.000	0.000	0.000	0.000	0.000	0.000
Sh 2	0.000	0.000	0.000	0.000	0.000	0.000
Total	48.000	24.000	4.500	2.250	0.867	0.433

Mon	Total Log Time	Hours /Day	Logged Lites On	Normlzd Lites On per Day	Logged Occ	Normlzd Occ per Day
Peak	48.000	24.000	9.733	4.867	5.733	2.867
Off	0.000	0.000	0.000	0.000	0.000	0.000
Sh 1	0.000	0.000	0.000	0.000	0.000	0.000
Sh 2	0.000	0.000	0.000	0.000	0.000	0.000
Total	48.000	24.000	9.733	4.867	5.733	2.867

Wed	Total Log Time	Hours /Day	Logged Lites On	Normlzd Lites On per Day	Logged Occ	Normlzd Occ per Day
Peak	59.883	24.000	22.800	9.138	17.000	6.813
Off	0.000	0.000	0.000	0.000	0.000	0.000
Sh 1	0.000	0.000	0.000	0.000	0.000	0.000
Sh 2	0.000	0.000	0.000	0.000	0.000	0.000
Total	59.883	24.000	22.800	9.138	17.000	6.813


Fri	Total Log Time	Hours /Day	Logged Lites On	Normlzd Lites On per Day	Logged Occ	Normlzd Occ per Day
Peak	48.000	24.000	17.800	8.900	12.033	6.017
Off	0.000	0.000	0.000	0.000	0.000	0.000
Sh 1	0.000	0.000	0.000	0.000	0.000	0.000
Sh 2	0.000	0.000	0.000	0.000	0.000	0.000
Total	48.000	24.000	17.800	8.900	12.033	6.017

	Logged Totals			Normalized Totals			% Savings
	Lites On	Occupied	Logged	Lites On	Occupied		
Peak	96.783	64.117	359.183	45.268	29.989	33.8%	
Off	0.000	0.000	0.000	0.000	0.000	0.0%	
Sh 1	0.000	0.000	0.000	0.000	0.000	0.0%	
Sh 2	0.000	0.000	0.000	0.000	0.000	0.0%	
Total	96.783	64.117	359.183	45.268	29.989	33.8%	

Normalized Data

	Sun		Mon		Tue		Wed		Thu		Fri		Sat	
	LO	Occ	LO	Occ	LO	Occ	LO	Occ	LO	Occ	LO	Occ	LO	Occ
Peak	0.217	0.150	4.867	2.867	9.300	7.117	9.138	6.813	9.275	5.646	8.900	6.017	2.250	0.433
Off Peak	0.000	0.000	0.000	0.000	0.000	0.000	0.000	0.000	0.000	0.000	0.000	0.000	0.000	0.000
Sh 1	0.000	0.000	0.000	0.000	0.000	0.000	0.000	0.000	0.000	0.000	0.000	0.000	0.000	0.000
Sh 2	0.000	0.000	0.000	0.000	0.000	0.000	0.000	0.000	0.000	0.000	0.000	0.000	0.000	0.000
Total	0.217	0.150	4.867	2.867	9.300	7.117	9.138	6.813	9.275	5.646	8.900	6.017	2.250	0.433

	Logged Totals			Normalized by Day	Normalized Weekly Totals		
	Lites On	Occupied	Logged		Lites On	Occupied	% Savings
Peak	96.783	64.117	359.183	^ ^ ^ ^	45.268	29.989	33.8%
Off Peak	0.000	0.000	0.000		0.000	0.000	0.0%
Sh 1	0.000	0.000	0.000		0.000	0.000	0.0%
Sh 2	0.000	0.000	0.000		0.000	0.000	0.0%
Total	96.783	64.117	359.183		45.268	29.989	33.8%



Av Storage

Area type: Storage. Logger: 21527. Time delay 10 minutes. Sample Middle School, Sample Middle School

Energy Analysis

Data by Day of Week

Sun	Total Log Time	Hours /Day	Logged Lites On	Normlzd Lites On per Day	Logged Occ	Normlzd Occ per Day
Peak	48.000	24.000	0.000	0.000	0.000	0.000
Off	0.000	0.000	0.000	0.000	0.000	0.000
Sh 1	0.000	0.000	0.000	0.000	0.000	0.000
Sh 2	0.000	0.000	0.000	0.000	0.000	0.000
Total	48.000	24.000	0.000	0.000	0.000	0.000

Tue	Total Log Time	Hours /Day	Logged Lites On	Normlzd Lites On per Day	Logged Occ	Normlzd Occ per Day
Peak	48.000	24.000	10.233	5.117	2.833	1.417
Off	0.000	0.000	0.000	0.000	0.000	0.000
Sh 1	0.000	0.000	0.000	0.000	0.000	0.000
Sh 2	0.000	0.000	0.000	0.000	0.000	0.000
Total	48.000	24.000	10.233	5.117	2.833	1.417

Thu	Total Log Time	Hours /Day	Logged Lites On	Normlzd Lites On per Day	Logged Occ	Normlzd Occ per Day
Peak	59.950	24.000	21.650	8.667	2.433	0.974
Off	0.000	0.000	0.000	0.000	0.000	0.000
Sh 1	0.000	0.000	0.000	0.000	0.000	0.000
Sh 2	0.000	0.000	0.000	0.000	0.000	0.000
Total	59.950	24.000	21.650	8.667	2.433	0.974

Sat	Total Log Time	Hours /Day	Logged Lites On	Normlzd Lites On per Day	Logged Occ	Normlzd Occ per Day
Peak	48.000	24.000	0.000	0.000	0.000	0.000
Off	0.000	0.000	0.000	0.000	0.000	0.000
Sh 1	0.000	0.000	0.000	0.000	0.000	0.000
Sh 2	0.000	0.000	0.000	0.000	0.000	0.000
Total	48.000	24.000	0.000	0.000	0.000	0.000

Mon	Total Log Time	Hours /Day	Logged Lites On	Normlzd Lites On per Day	Logged Occ	Normlzd Occ per Day
Peak	48.000	24.000	12.900	6.450	4.500	2.250
Off	0.000	0.000	0.000	0.000	0.000	0.000
Sh 1	0.000	0.000	0.000	0.000	0.000	0.000
Sh 2	0.000	0.000	0.000	0.000	0.000	0.000
Total	48.000	24.000	12.900	6.450	4.500	2.250

Wed	Total Log Time	Hours /Day	Logged Lites On	Normlzd Lites On per Day	Logged Occ	Normlzd Occ per Day
Peak	58.700	24.000	13.667	5.588	4.367	1.785
Off	0.000	0.000	0.000	0.000	0.000	0.000
Sh 1	0.000	0.000	0.000	0.000	0.000	0.000
Sh 2	0.000	0.000	0.000	0.000	0.000	0.000
Total	58.700	24.000	13.667	5.588	4.367	1.785


Fri	Total Log Time	Hours /Day	Logged Lites On	Normlzd Lites On per Day	Logged Occ	Normlzd Occ per Day
Peak	48.000	24.000	13.767	6.883	1.733	0.867
Off	0.000	0.000	0.000	0.000	0.000	0.000
Sh 1	0.000	0.000	0.000	0.000	0.000	0.000
Sh 2	0.000	0.000	0.000	0.000	0.000	0.000
Total	48.000	24.000	13.767	6.883	1.733	0.867

	Logged Totals			Normalized Totals			% Savings
	Lites On	Occupied	Logged	Lites On	Occupied		
Peak	72.217	15.867	358.650	33.828	7.432	78.0%	
Off	0.000	0.000	0.000	0.000	0.000	0.0%	
Sh 1	0.000	0.000	0.000	0.000	0.000	0.0%	
Sh 2	0.000	0.000	0.000	0.000	0.000	0.0%	
Total	72.217	15.867	358.650	33.828	7.432	78.0%	

Normalized Data

	Sun		Mon		Tue		Wed		Thu		Fri		Sat	
	LO	Occ	LO	Occ	LO	Occ	LO	Occ	LO	Occ	LO	Occ	LO	Occ
Peak	0.000	0.000	6.450	2.250	5.117	1.417	5.588	1.785	8.667	0.974	6.883	0.867	0.000	0.000
Off Peak	0.000	0.000	0.000	0.000	0.000	0.000	0.000	0.000	0.000	0.000	0.000	0.000	0.000	0.000
Sh 1	0.000	0.000	0.000	0.000	0.000	0.000	0.000	0.000	0.000	0.000	0.000	0.000	0.000	0.000
Sh 2	0.000	0.000	0.000	0.000	0.000	0.000	0.000	0.000	0.000	0.000	0.000	0.000	0.000	0.000
Total	0.000	0.000	6.450	2.250	5.117	1.417	5.588	1.785	8.667	0.974	6.883	0.867	0.000	0.000

	Logged Totals			Normalized by Day	Normalized Weekly Totals		
	Lites On	Occupied	Logged		Lites On	Occupied	% Savings
Peak	72.217	15.867	358.650	^ ^ ^ ^	33.828	7.432	78.0%
Off Peak	0.000	0.000	0.000		0.000	0.000	0.0%
Sh 1	0.000	0.000	0.000		0.000	0.000	0.0%
Sh 2	0.000	0.000	0.000		0.000	0.000	0.0%
Total	72.217	15.867	358.650		33.828	7.432	78.0%



Boys Bathroom (Near Cafe)

Area type: Restroom. Logger: 22201. Time delay 10 minutes. Sample Middle School, Sample Middle School

Energy Analysis

Data by Day of Week

Sun	Total Log Time	Hours /Day	Logged Lites On	Normlzd Lites On per Day	Logged Occ	Normlzd Occ per Day
Peak	48.000	24.000	0.000	0.000	0.000	0.000
Off	0.000	0.000	0.000	0.000	0.000	0.000
Sh 1	0.000	0.000	0.000	0.000	0.000	0.000
Sh 2	0.000	0.000	0.000	0.000	0.000	0.000
Total	48.000	24.000	0.000	0.000	0.000	0.000

Mon	Total Log Time	Hours /Day	Logged Lites On	Normlzd Lites On per Day	Logged Occ	Normlzd Occ per Day
Peak	48.000	24.000	27.167	13.583	14.433	7.217
Off	0.000	0.000	0.000	0.000	0.000	0.000
Sh 1	0.000	0.000	0.000	0.000	0.000	0.000
Sh 2	0.000	0.000	0.000	0.000	0.000	0.000
Total	48.000	24.000	27.167	13.583	14.433	7.217

Tue	Total Log Time	Hours /Day	Logged Lites On	Normlzd Lites On per Day	Logged Occ	Normlzd Occ per Day
Peak	48.000	24.000	27.833	13.917	15.433	7.717
Off	0.000	0.000	0.000	0.000	0.000	0.000
Sh 1	0.000	0.000	0.000	0.000	0.000	0.000
Sh 2	0.000	0.000	0.000	0.000	0.000	0.000
Total	48.000	24.000	27.833	13.917	15.433	7.717

Wed	Total Log Time	Hours /Day	Logged Lites On	Normlzd Lites On per Day	Logged Occ	Normlzd Occ per Day
Peak	59.167	24.000	37.500	15.211	20.467	8.302
Off	0.000	0.000	0.000	0.000	0.000	0.000
Sh 1	0.000	0.000	0.000	0.000	0.000	0.000
Sh 2	0.000	0.000	0.000	0.000	0.000	0.000
Total	59.167	24.000	37.500	15.211	20.467	8.302

Thu	Total Log Time	Hours /Day	Logged Lites On	Normlzd Lites On per Day	Logged Occ	Normlzd Occ per Day
Peak	59.750	24.000	44.817	18.002	19.950	8.013
Off	0.000	0.000	0.000	0.000	0.000	0.000
Sh 1	0.000	0.000	0.000	0.000	0.000	0.000
Sh 2	0.000	0.000	0.000	0.000	0.000	0.000
Total	59.750	24.000	44.817	18.002	19.950	8.013

Fri	Total Log Time	Hours /Day	Logged Lites On	Normlzd Lites On per Day	Logged Occ	Normlzd Occ per Day
Peak	48.000	24.000	33.033	16.517	15.467	7.733
Off	0.000	0.000	0.000	0.000	0.000	0.000
Sh 1	0.000	0.000	0.000	0.000	0.000	0.000
Sh 2	0.000	0.000	0.000	0.000	0.000	0.000
Total	48.000	24.000	33.033	16.517	15.467	7.733

Sat	Total Log Time	Hours /Day	Logged Lites On	Normlzd Lites On per Day	Logged Occ	Normlzd Occ per Day
Peak	48.000	24.000	0.000	0.000	0.000	0.000
Off	0.000	0.000	0.000	0.000	0.000	0.000
Sh 1	0.000	0.000	0.000	0.000	0.000	0.000
Sh 2	0.000	0.000	0.000	0.000	0.000	0.000
Total	48.000	24.000	0.000	0.000	0.000	0.000

	Logged Totals			Normalized Totals			% Savings
	Lites On	Occupied	Logged	Lites On	Occupied		
Peak	170.350	85.750	358.917	79.737	40.137	49.7%	
Off Peak	0.000	0.000	0.000	0.000	0.000	0.0%	
Sh 1	0.000	0.000	0.000	0.000	0.000	0.0%	
Sh 2	0.000	0.000	0.000	0.000	0.000	0.0%	
Total	170.350	85.750	358.917	79.737	40.137	49.7%	

Normalized Data

	Sun		Mon		Tue		Wed		Thu		Fri		Sat	
	LO	Occ	LO	Occ	LO	Occ	LO	Occ	LO	Occ	LO	Occ	LO	Occ
Peak	0.000	0.000	13.583	7.217	13.917	7.717	15.211	8.302	18.002	8.013	16.517	7.733	0.000	0.000
Off Peak	0.000	0.000	0.000	0.000	0.000	0.000	0.000	0.000	0.000	0.000	0.000	0.000	0.000	0.000
Sh 1	0.000	0.000	0.000	0.000	0.000	0.000	0.000	0.000	0.000	0.000	0.000	0.000	0.000	0.000
Sh 2	0.000	0.000	0.000	0.000	0.000	0.000	0.000	0.000	0.000	0.000	0.000	0.000	0.000	0.000
Total	0.000	0.000	13.583	7.217	13.917	7.717	15.211	8.302	18.002	8.013	16.517	7.733	0.000	0.000

	Logged Totals			Normalized by Day	Normalized Weekly Totals		
	Lites On	Occupied	Logged		Lites On	Occupied	% Savings
Peak	170.350	85.750	358.917	^ ^ ^ ^	79.737	40.137	49.7%
Off Peak	0.000	0.000	0.000		0.000	0.000	0.0%
Sh 1	0.000	0.000	0.000		0.000	0.000	0.0%
Sh 2	0.000	0.000	0.000		0.000	0.000	0.0%
Total	170.350	85.750	358.917		79.737	40.137	49.7%



Boys Bathroom (Near Cafe)

Area type: Restroom. Logger: 22201. Time delay 10 minutes. Sample Middle School, Sample Middle School

Energy Analysis

Data by Day of Week

Sun	Total Log Time	Hours /Day	Logged Lites On	Normlzd Lites On per Day	Logged Occ	Normlzd Occ per Day
Peak	48.000	24.000	0.000	0.000	0.000	0.000
Off	0.000	0.000	0.000	0.000	0.000	0.000
Sh 1	0.000	0.000	0.000	0.000	0.000	0.000
Sh 2	0.000	0.000	0.000	0.000	0.000	0.000
Total	48.000	24.000	0.000	0.000	0.000	0.000

Tue	Total Log Time	Hours /Day	Logged Lites On	Normlzd Lites On per Day	Logged Occ	Normlzd Occ per Day
Peak	48.000	24.000	27.833	13.917	15.433	7.717
Off	0.000	0.000	0.000	0.000	0.000	0.000
Sh 1	0.000	0.000	0.000	0.000	0.000	0.000
Sh 2	0.000	0.000	0.000	0.000	0.000	0.000
Total	48.000	24.000	27.833	13.917	15.433	7.717

Thu	Total Log Time	Hours /Day	Logged Lites On	Normlzd Lites On per Day	Logged Occ	Normlzd Occ per Day
Peak	59.750	24.000	44.817	18.002	19.950	8.013
Off	0.000	0.000	0.000	0.000	0.000	0.000
Sh 1	0.000	0.000	0.000	0.000	0.000	0.000
Sh 2	0.000	0.000	0.000	0.000	0.000	0.000
Total	59.750	24.000	44.817	18.002	19.950	8.013

Sat	Total Log Time	Hours /Day	Logged Lites On	Normlzd Lites On per Day	Logged Occ	Normlzd Occ per Day
Peak	48.000	24.000	0.000	0.000	0.000	0.000
Off	0.000	0.000	0.000	0.000	0.000	0.000
Sh 1	0.000	0.000	0.000	0.000	0.000	0.000
Sh 2	0.000	0.000	0.000	0.000	0.000	0.000
Total	48.000	24.000	0.000	0.000	0.000	0.000

Mon	Total Log Time	Hours /Day	Logged Lites On	Normlzd Lites On per Day	Logged Occ	Normlzd Occ per Day
Peak	48.000	24.000	27.167	13.583	14.433	7.217
Off	0.000	0.000	0.000	0.000	0.000	0.000
Sh 1	0.000	0.000	0.000	0.000	0.000	0.000
Sh 2	0.000	0.000	0.000	0.000	0.000	0.000
Total	48.000	24.000	27.167	13.583	14.433	7.217

Wed	Total Log Time	Hours /Day	Logged Lites On	Normlzd Lites On per Day	Logged Occ	Normlzd Occ per Day
Peak	59.167	24.000	37.500	15.211	20.467	8.302
Off	0.000	0.000	0.000	0.000	0.000	0.000
Sh 1	0.000	0.000	0.000	0.000	0.000	0.000
Sh 2	0.000	0.000	0.000	0.000	0.000	0.000
Total	59.167	24.000	37.500	15.211	20.467	8.302


Fri	Total Log Time	Hours /Day	Logged Lites On	Normlzd Lites On per Day	Logged Occ	Normlzd Occ per Day
Peak	48.000	24.000	33.033	16.517	15.467	7.733
Off	0.000	0.000	0.000	0.000	0.000	0.000
Sh 1	0.000	0.000	0.000	0.000	0.000	0.000
Sh 2	0.000	0.000	0.000	0.000	0.000	0.000
Total	48.000	24.000	33.033	16.517	15.467	7.733

	Logged Totals			Normalized Totals			% Savings
	Lites On	Occupied	Logged	Lites On	Occupied		
Peak	170.350	85.750	358.917	79.737	40.137	49.7%	
Off Peak	0.000	0.000	0.000	0.000	0.000	0.0%	
Sh 1	0.000	0.000	0.000	0.000	0.000	0.0%	
Sh 2	0.000	0.000	0.000	0.000	0.000	0.0%	
Total	170.350	85.750	358.917	79.737	40.137	49.7%	

Normalized Data

	Sun		Mon		Tue		Wed		Thu		Fri		Sat	
	LO	Occ	LO	Occ	LO	Occ	LO	Occ	LO	Occ	LO	Occ	LO	Occ
Peak	0.000	0.000	13.583	7.217	13.917	7.717	15.211	8.302	18.002	8.013	16.517	7.733	0.000	0.000
Off Peak	0.000	0.000	0.000	0.000	0.000	0.000	0.000	0.000	0.000	0.000	0.000	0.000	0.000	0.000
Sh 1	0.000	0.000	0.000	0.000	0.000	0.000	0.000	0.000	0.000	0.000	0.000	0.000	0.000	0.000
Sh 2	0.000	0.000	0.000	0.000	0.000	0.000	0.000	0.000	0.000	0.000	0.000	0.000	0.000	0.000
Total	0.000	0.000	13.583	7.217	13.917	7.717	15.211	8.302	18.002	8.013	16.517	7.733	0.000	0.000

	Logged Totals			Normalized by Day	Normalized Weekly Totals		
	Lites On	Occupied	Logged		Lites On	Occupied	% Savings
Peak	170.350	85.750	358.917	^ ^ ^ ^	79.737	40.137	49.7%
Off Peak	0.000	0.000	0.000		0.000	0.000	0.0%
Sh 1	0.000	0.000	0.000		0.000	0.000	0.0%
Sh 2	0.000	0.000	0.000		0.000	0.000	0.0%
Total	170.350	85.750	358.917		79.737	40.137	49.7%



Cafeteria

Area type: Open Space. Logger: 22166. Time delay 10 minutes. Sample Middle School, Sample Middle School

Energy Analysis

Data by Day of Week

Sun	Total Log Time	Hours /Day	Logged Lites On	Normlzd Lites On per Day	Logged Occ	Normlzd Occ per Day
Peak	48.000	24.000	6.633	3.317	2.967	1.483
Off	0.000	0.000	0.000	0.000	0.000	0.000
Sh 1	0.000	0.000	0.000	0.000	0.000	0.000
Sh 2	0.000	0.000	0.000	0.000	0.000	0.000
Total	48.000	24.000	6.633	3.317	2.967	1.483

Tue	Total Log Time	Hours /Day	Logged Lites On	Normlzd Lites On per Day	Logged Occ	Normlzd Occ per Day
Peak	48.000	24.000	31.567	15.783	23.800	11.900
Off	0.000	0.000	0.000	0.000	0.000	0.000
Sh 1	0.000	0.000	0.000	0.000	0.000	0.000
Sh 2	0.000	0.000	0.000	0.000	0.000	0.000
Total	48.000	24.000	31.567	15.783	23.800	11.900

Thu	Total Log Time	Hours /Day	Logged Lites On	Normlzd Lites On per Day	Logged Occ	Normlzd Occ per Day
Peak	59.733	24.000	38.233	15.362	28.700	11.531
Off	0.000	0.000	0.000	0.000	0.000	0.000
Sh 1	0.000	0.000	0.000	0.000	0.000	0.000
Sh 2	0.000	0.000	0.000	0.000	0.000	0.000
Total	59.733	24.000	38.233	15.362	28.700	11.531

Sat	Total Log Time	Hours /Day	Logged Lites On	Normlzd Lites On per Day	Logged Occ	Normlzd Occ per Day
Peak	48.000	24.000	6.967	3.483	1.433	0.717
Off	0.000	0.000	0.000	0.000	0.000	0.000
Sh 1	0.000	0.000	0.000	0.000	0.000	0.000
Sh 2	0.000	0.000	0.000	0.000	0.000	0.000
Total	48.000	24.000	6.967	3.483	1.433	0.717

Mon	Total Log Time	Hours /Day	Logged Lites On	Normlzd Lites On per Day	Logged Occ	Normlzd Occ per Day
Peak	48.000	24.000	26.167	13.083	20.133	10.067
Off	0.000	0.000	0.000	0.000	0.000	0.000
Sh 1	0.000	0.000	0.000	0.000	0.000	0.000
Sh 2	0.000	0.000	0.000	0.000	0.000	0.000
Total	48.000	24.000	26.167	13.083	20.133	10.067

Wed	Total Log Time	Hours /Day	Logged Lites On	Normlzd Lites On per Day	Logged Occ	Normlzd Occ per Day
Peak	59.217	24.000	37.933	15.374	29.067	11.780
Off	0.000	0.000	0.000	0.000	0.000	0.000
Sh 1	0.000	0.000	0.000	0.000	0.000	0.000
Sh 2	0.000	0.000	0.000	0.000	0.000	0.000
Total	59.217	24.000	37.933	15.374	29.067	11.780


Fri	Total Log Time	Hours /Day	Logged Lites On	Normlzd Lites On per Day	Logged Occ	Normlzd Occ per Day
Peak	48.000	24.000	29.767	14.883	23.800	11.900
Off	0.000	0.000	0.000	0.000	0.000	0.000
Sh 1	0.000	0.000	0.000	0.000	0.000	0.000
Sh 2	0.000	0.000	0.000	0.000	0.000	0.000
Total	48.000	24.000	29.767	14.883	23.800	11.900

	Logged Totals			Normalized Totals			% Savings
	Lites On	Occupied	Logged	Lites On	Occupied		
Peak	177.267	129.900	358.950	82.966	60.797	26.7%	
Off	0.000	0.000	0.000	0.000	0.000	0.0%	
Sh 1	0.000	0.000	0.000	0.000	0.000	0.0%	
Sh 2	0.000	0.000	0.000	0.000	0.000	0.0%	
Total	177.267	129.900	358.950	82.966	60.797	26.7%	

Normalized Data

	Sun		Mon		Tue		Wed		Thu		Fri		Sat	
	LO	Occ	LO	Occ	LO	Occ	LO	Occ	LO	Occ	LO	Occ	LO	Occ
Peak	3.317	1.483	13.083	10.067	15.783	11.900	15.374	11.780	15.362	11.531	14.883	11.900	3.483	0.717
Off Peak	0.000	0.000	0.000	0.000	0.000	0.000	0.000	0.000	0.000	0.000	0.000	0.000	0.000	0.000
Sh 1	0.000	0.000	0.000	0.000	0.000	0.000	0.000	0.000	0.000	0.000	0.000	0.000	0.000	0.000
Sh 2	0.000	0.000	0.000	0.000	0.000	0.000	0.000	0.000	0.000	0.000	0.000	0.000	0.000	0.000
Total	3.317	1.483	13.083	10.067	15.783	11.900	15.374	11.780	15.362	11.531	14.883	11.900	3.483	0.717

	Logged Totals			Normalized by Day	Normalized Weekly Totals		
	Lites On	Occupied	Logged		Lites On	Occupied	% Savings
Peak	177.267	129.900	358.950	^ ^ ^ ^	82.966	60.797	26.7%
Off Peak	0.000	0.000	0.000		0.000	0.000	0.0%
Sh 1	0.000	0.000	0.000		0.000	0.000	0.0%
Sh 2	0.000	0.000	0.000		0.000	0.000	0.0%
Total	177.267	129.900	358.950		82.966	60.797	26.7%



Classroom (G8)

Area type: Classroom. Logger: 21928. Time delay 10 minutes. Sample Middle School, Sample Middle School

Energy Analysis

Data by Day of Week

Sun	Total Log Time	Hours /Day	Logged Lites On	Normlzd Lites On per Day	Logged Occ	Normlzd Occ per Day
Peak	48.000	24.000	0.000	0.000	0.000	0.000
Off	0.000	0.000	0.000	0.000	0.000	0.000
Sh 1	0.000	0.000	0.000	0.000	0.000	0.000
Sh 2	0.000	0.000	0.000	0.000	0.000	0.000
Total	48.000	24.000	0.000	0.000	0.000	0.000

Tue	Total Log Time	Hours /Day	Logged Lites On	Normlzd Lites On per Day	Logged Occ	Normlzd Occ per Day
Peak	48.000	24.000	19.967	9.983	14.400	7.200
Off	0.000	0.000	0.000	0.000	0.000	0.000
Sh 1	0.000	0.000	0.000	0.000	0.000	0.000
Sh 2	0.000	0.000	0.000	0.000	0.000	0.000
Total	48.000	24.000	19.967	9.983	14.400	7.200

Thu	Total Log Time	Hours /Day	Logged Lites On	Normlzd Lites On per Day	Logged Occ	Normlzd Occ per Day
Peak	59.400	24.000	25.917	10.471	21.683	8.761
Off	0.000	0.000	0.000	0.000	0.000	0.000
Sh 1	0.000	0.000	0.000	0.000	0.000	0.000
Sh 2	0.000	0.000	0.000	0.000	0.000	0.000
Total	59.400	24.000	25.917	10.471	21.683	8.761

Sat	Total Log Time	Hours /Day	Logged Lites On	Normlzd Lites On per Day	Logged Occ	Normlzd Occ per Day
Peak	48.000	24.000	0.000	0.000	0.000	0.000
Off	0.000	0.000	0.000	0.000	0.000	0.000
Sh 1	0.000	0.000	0.000	0.000	0.000	0.000
Sh 2	0.000	0.000	0.000	0.000	0.000	0.000
Total	48.000	24.000	0.000	0.000	0.000	0.000

Mon	Total Log Time	Hours /Day	Logged Lites On	Normlzd Lites On per Day	Logged Occ	Normlzd Occ per Day
Peak	48.000	24.000	22.067	11.033	16.200	8.100
Off	0.000	0.000	0.000	0.000	0.000	0.000
Sh 1	0.000	0.000	0.000	0.000	0.000	0.000
Sh 2	0.000	0.000	0.000	0.000	0.000	0.000
Total	48.000	24.000	22.067	11.033	16.200	8.100

Wed	Total Log Time	Hours /Day	Logged Lites On	Normlzd Lites On per Day	Logged Occ	Normlzd Occ per Day
Peak	59.600	24.000	26.133	10.523	19.433	7.826
Off	0.000	0.000	0.000	0.000	0.000	0.000
Sh 1	0.000	0.000	0.000	0.000	0.000	0.000
Sh 2	0.000	0.000	0.000	0.000	0.000	0.000
Total	59.600	24.000	26.133	10.523	19.433	7.826

Fri	Total Log Time	Hours /Day	Logged Lites On	Normlzd Lites On per Day	Logged Occ	Normlzd Occ per Day
Peak	48.000	24.000	19.667	9.833	14.433	7.217
Off	0.000	0.000	0.000	0.000	0.000	0.000
Sh 1	0.000	0.000	0.000	0.000	0.000	0.000
Sh 2	0.000	0.000	0.000	0.000	0.000	0.000
Total	48.000	24.000	19.667	9.833	14.433	7.217

	Logged Totals			Normalized Totals			% Savings
	Lites On	Occupied	Logged	Lites On	Occupied		
Peak	113.750	86.150	359.000	53.231	40.315	24.3%	
Off Peak	0.000	0.000	0.000	0.000	0.000	0.0%	
Sh 1	0.000	0.000	0.000	0.000	0.000	0.0%	
Sh 2	0.000	0.000	0.000	0.000	0.000	0.0%	
Total	113.750	86.150	359.000	53.231	40.315	24.3%	

Normalized Data

	Sun		Mon		Tue		Wed		Thu		Fri		Sat	
	LO	Occ	LO	Occ	LO	Occ	LO	Occ	LO	Occ	LO	Occ	LO	Occ
Peak	0.000	0.000	11.033	8.100	9.983	7.200	10.523	7.826	10.471	8.761	9.833	7.217	0.000	0.000
Off Peak	0.000	0.000	0.000	0.000	0.000	0.000	0.000	0.000	0.000	0.000	0.000	0.000	0.000	0.000
Sh 1	0.000	0.000	0.000	0.000	0.000	0.000	0.000	0.000	0.000	0.000	0.000	0.000	0.000	0.000
Sh 2	0.000	0.000	0.000	0.000	0.000	0.000	0.000	0.000	0.000	0.000	0.000	0.000	0.000	0.000
Total	0.000	0.000	11.033	8.100	9.983	7.200	10.523	7.826	10.471	8.761	9.833	7.217	0.000	0.000

	Logged Totals			Normalized by Day	Normalized Weekly Totals		
	Lites On	Occupied	Logged		Lites On	Occupied	% Savings
Peak	113.750	86.150	359.000	^ ^ ^ ^	53.231	40.315	24.3%
Off Peak	0.000	0.000	0.000		0.000	0.000	0.0%
Sh 1	0.000	0.000	0.000		0.000	0.000	0.0%
Sh 2	0.000	0.000	0.000		0.000	0.000	0.0%
Total	113.750	86.150	359.000		53.231	40.315	24.3%



Classroom (G9)

Area type: Classroom. Logger: 22251. Time delay 10 minutes. Sample Middle School, Sample Middle School

Energy Analysis

Data by Day of Week

Sun	Total Log Time	Hours /Day	Logged Lites On	Normlzd Lites On per Day	Logged Occ	Normlzd Occ per Day
Peak	48.000	24.000	0.000	0.000	0.000	0.000
Off	0.000	0.000	0.000	0.000	0.000	0.000
Sh 1	0.000	0.000	0.000	0.000	0.000	0.000
Sh 2	0.000	0.000	0.000	0.000	0.000	0.000
Total	48.000	24.000	0.000	0.000	0.000	0.000

Tue	Total Log Time	Hours /Day	Logged Lites On	Normlzd Lites On per Day	Logged Occ	Normlzd Occ per Day
Peak	48.000	24.000	19.200	9.600	14.767	7.383
Off	0.000	0.000	0.000	0.000	0.000	0.000
Sh 1	0.000	0.000	0.000	0.000	0.000	0.000
Sh 2	0.000	0.000	0.000	0.000	0.000	0.000
Total	48.000	24.000	19.200	9.600	14.767	7.383

Thu	Total Log Time	Hours /Day	Logged Lites On	Normlzd Lites On per Day	Logged Occ	Normlzd Occ per Day
Peak	59.350	24.000	23.817	9.631	21.583	8.728
Off	0.000	0.000	0.000	0.000	0.000	0.000
Sh 1	0.000	0.000	0.000	0.000	0.000	0.000
Sh 2	0.000	0.000	0.000	0.000	0.000	0.000
Total	59.350	24.000	23.817	9.631	21.583	8.728

Sat	Total Log Time	Hours /Day	Logged Lites On	Normlzd Lites On per Day	Logged Occ	Normlzd Occ per Day
Peak	48.000	24.000	0.300	0.150	0.300	0.150
Off	0.000	0.000	0.000	0.000	0.000	0.000
Sh 1	0.000	0.000	0.000	0.000	0.000	0.000
Sh 2	0.000	0.000	0.000	0.000	0.000	0.000
Total	48.000	24.000	0.300	0.150	0.300	0.150

Mon	Total Log Time	Hours /Day	Logged Lites On	Normlzd Lites On per Day	Logged Occ	Normlzd Occ per Day
Peak	48.000	24.000	21.533	10.767	16.367	8.183
Off	0.000	0.000	0.000	0.000	0.000	0.000
Sh 1	0.000	0.000	0.000	0.000	0.000	0.000
Sh 2	0.000	0.000	0.000	0.000	0.000	0.000
Total	48.000	24.000	21.533	10.767	16.367	8.183

Wed	Total Log Time	Hours /Day	Logged Lites On	Normlzd Lites On per Day	Logged Occ	Normlzd Occ per Day
Peak	59.667	24.000	23.400	9.412	21.800	8.769
Off	0.000	0.000	0.000	0.000	0.000	0.000
Sh 1	0.000	0.000	0.000	0.000	0.000	0.000
Sh 2	0.000	0.000	0.000	0.000	0.000	0.000
Total	59.667	24.000	23.400	9.412	21.800	8.769

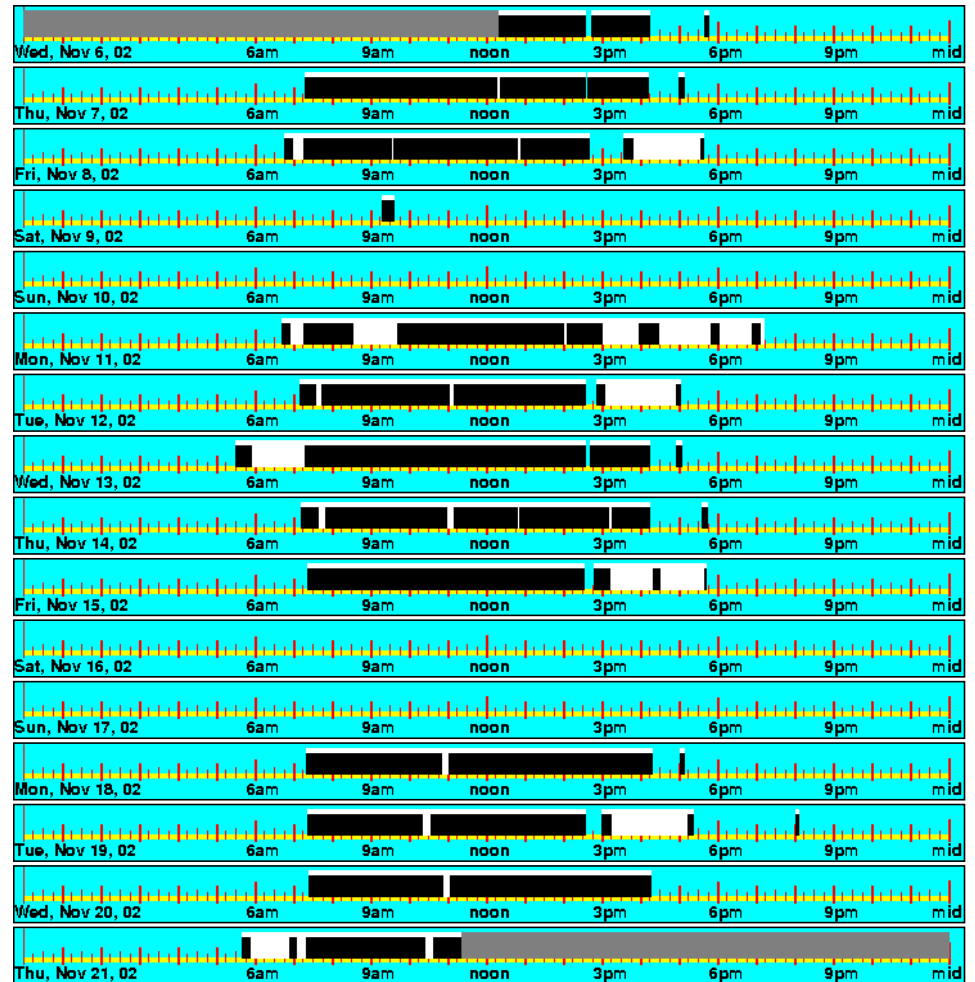
Fri	Total Log Time	Hours /Day	Logged Lites On	Normlzd Lites On per Day	Logged Occ	Normlzd Occ per Day
Peak	48.000	24.000	20.033	10.017	15.500	7.750
Off	0.000	0.000	0.000	0.000	0.000	0.000
Sh 1	0.000	0.000	0.000	0.000	0.000	0.000
Sh 2	0.000	0.000	0.000	0.000	0.000	0.000
Total	48.000	24.000	20.033	10.017	15.500	7.750

	Logged Totals			Normalized Totals			% Savings
	Lites On	Occupied	Logged	Lites On	Occupied		
Peak	108.283	90.317	359.017	50.671	42.263		16.6%
Off	0.000	0.000	0.000	0.000	0.000		0.0%
Sh 1	0.000	0.000	0.000	0.000	0.000		0.0%
Sh 2	0.000	0.000	0.000	0.000	0.000		0.0%
Total	108.283	90.317	359.017	50.671	42.263		16.6%

Normalized Data

	Sun		Mon		Tue		Wed		Thu		Fri		Sat	
	LO	Occ	LO	Occ	LO	Occ	LO	Occ	LO	Occ	LO	Occ	LO	Occ
Peak	0.000	0.000	10.767	8.183	9.600	7.383	9.412	8.769	9.631	8.728	10.017	7.750	0.150	0.150
Off Peak	0.000	0.000	0.000	0.000	0.000	0.000	0.000	0.000	0.000	0.000	0.000	0.000	0.000	0.000
Sh 1	0.000	0.000	0.000	0.000	0.000	0.000	0.000	0.000	0.000	0.000	0.000	0.000	0.000	0.000
Sh 2	0.000	0.000	0.000	0.000	0.000	0.000	0.000	0.000	0.000	0.000	0.000	0.000	0.000	0.000
Total	0.000	0.000	10.767	8.183	9.600	7.383	9.412	8.769	9.631	8.728	10.017	7.750	0.150	0.150

	Logged Totals			Normalized by Day	Normalized Weekly Totals		
	Lites On	Occupied	Logged		Lites On	Occupied	% Savings
Peak	108.283	90.317	359.017	^ ^ ^ ^	50.671	42.263	16.6%
Off Peak	0.000	0.000	0.000		0.000	0.000	0.0%
Sh 1	0.000	0.000	0.000		0.000	0.000	0.0%
Sh 2	0.000	0.000	0.000		0.000	0.000	0.0%
Total	108.283	90.317	359.017		50.671	42.263	16.6%



Classroom (CR-22)

Area type: Classroom. Logger: 22054. Time delay 10 minutes. Sample Middle School, Sample Middle School

Energy Analysis

Data by Day of Week

Sun	Total Log Time	Hours /Day	Logged Lites On	Normlzd Lites On per Day	Logged Occ	Normlzd Occ per Day
Peak	48.000	24.000	0.000	0.000	0.000	0.000
Off	0.000	0.000	0.000	0.000	0.000	0.000
Sh 1	0.000	0.000	0.000	0.000	0.000	0.000
Sh 2	0.000	0.000	0.000	0.000	0.000	0.000
Total	48.000	24.000	0.000	0.000	0.000	0.000

Tue	Total Log Time	Hours /Day	Logged Lites On	Normlzd Lites On per Day	Logged Occ	Normlzd Occ per Day
Peak	48.000	24.000	17.633	8.817	17.000	8.500
Off	0.000	0.000	0.000	0.000	0.000	0.000
Sh 1	0.000	0.000	0.000	0.000	0.000	0.000
Sh 2	0.000	0.000	0.000	0.000	0.000	0.000
Total	48.000	24.000	17.633	8.817	17.000	8.500

Thu	Total Log Time	Hours /Day	Logged Lites On	Normlzd Lites On per Day	Logged Occ	Normlzd Occ per Day
Peak	59.600	24.000	27.017	10.879	19.683	7.926
Off	0.000	0.000	0.000	0.000	0.000	0.000
Sh 1	0.000	0.000	0.000	0.000	0.000	0.000
Sh 2	0.000	0.000	0.000	0.000	0.000	0.000
Total	59.600	24.000	27.017	10.879	19.683	7.926

Sat	Total Log Time	Hours /Day	Logged Lites On	Normlzd Lites On per Day	Logged Occ	Normlzd Occ per Day
Peak	48.000	24.000	0.067	0.033	0.067	0.033
Off	0.000	0.000	0.000	0.000	0.000	0.000
Sh 1	0.000	0.000	0.000	0.000	0.000	0.000
Sh 2	0.000	0.000	0.000	0.000	0.000	0.000
Total	48.000	24.000	0.067	0.033	0.067	0.033

Mon	Total Log Time	Hours /Day	Logged Lites On	Normlzd Lites On per Day	Logged Occ	Normlzd Occ per Day
Peak	48.000	24.000	17.067	8.533	12.800	6.400
Off	0.000	0.000	0.000	0.000	0.000	0.000
Sh 1	0.000	0.000	0.000	0.000	0.000	0.000
Sh 2	0.000	0.000	0.000	0.000	0.000	0.000
Total	48.000	24.000	17.067	8.533	12.800	6.400

Wed	Total Log Time	Hours /Day	Logged Lites On	Normlzd Lites On per Day	Logged Occ	Normlzd Occ per Day
Peak	59.367	24.000	21.067	8.517	17.333	7.007
Off	0.000	0.000	0.000	0.000	0.000	0.000
Sh 1	0.000	0.000	0.000	0.000	0.000	0.000
Sh 2	0.000	0.000	0.000	0.000	0.000	0.000
Total	59.367	24.000	21.067	8.517	17.333	7.007

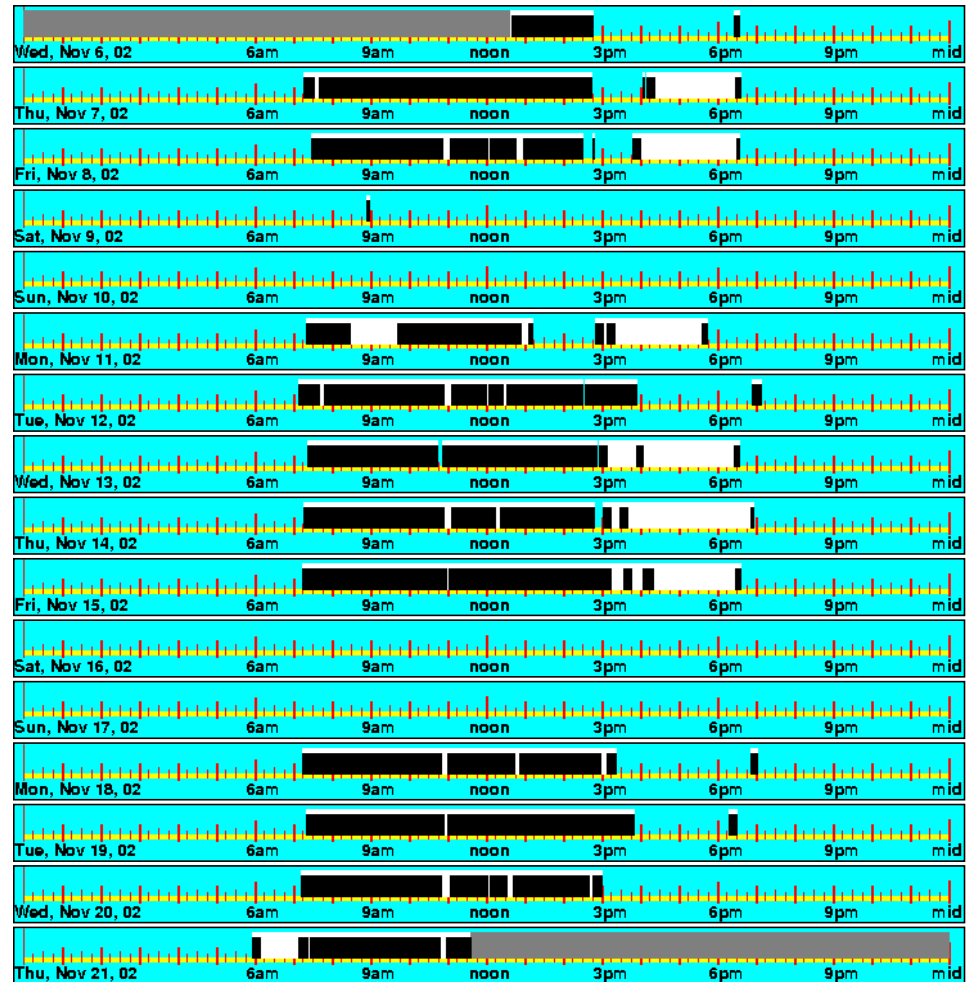
Fri	Total Log Time	Hours /Day	Logged Lites On	Normlzd Lites On per Day	Logged Occ	Normlzd Occ per Day
Peak	48.000	24.000	21.200	10.600	15.367	7.683
Off	0.000	0.000	0.000	0.000	0.000	0.000
Sh 1	0.000	0.000	0.000	0.000	0.000	0.000
Sh 2	0.000	0.000	0.000	0.000	0.000	0.000
Total	48.000	24.000	21.200	10.600	15.367	7.683

	Logged Totals			Normalized Totals			% Savings
	Lites On	Occupied	Logged	Lites On	Occupied		
Peak	104.050	82.250	358.967	48.696	38.494	21.0%	
Off	0.000	0.000	0.000	0.000	0.000	0.0%	
Sh 1	0.000	0.000	0.000	0.000	0.000	0.0%	
Sh 2	0.000	0.000	0.000	0.000	0.000	0.0%	
Total	104.050	82.250	358.967	48.696	38.494	21.0%	

Normalized Data

	Sun		Mon		Tue		Wed		Thu		Fri		Sat	
	LO	Occ	LO	Occ	LO	Occ	LO	Occ	LO	Occ	LO	Occ	LO	Occ
Peak	0.000	0.000	8.533	6.400	8.817	8.500	8.517	7.007	10.879	7.926	10.600	7.683	0.033	0.033
Off Peak	0.000	0.000	0.000	0.000	0.000	0.000	0.000	0.000	0.000	0.000	0.000	0.000	0.000	0.000
Sh 1	0.000	0.000	0.000	0.000	0.000	0.000	0.000	0.000	0.000	0.000	0.000	0.000	0.000	0.000
Sh 2	0.000	0.000	0.000	0.000	0.000	0.000	0.000	0.000	0.000	0.000	0.000	0.000	0.000	0.000
Total	0.000	0.000	8.533	6.400	8.817	8.500	8.517	7.007	10.879	7.926	10.600	7.683	0.033	0.033

	Logged Totals			Normalized by Day	Normalized Weekly Totals		
	Lites On	Occupied	Logged		Lites On	Occupied	% Savings
Peak	104.050	82.250	358.967	^ ^ ^ ^	48.696	38.494	21.0%
Off Peak	0.000	0.000	0.000		0.000	0.000	0.0%
Sh 1	0.000	0.000	0.000		0.000	0.000	0.0%
Sh 2	0.000	0.000	0.000		0.000	0.000	0.0%
Total	104.050	82.250	358.967		48.696	38.494	21.0%



Classroom (G5)

Area type: Classroom. Logger: 22063. Time delay 10 minutes. Sample Middle School, Sample Middle School

Energy Analysis

Data by Day of Week

Sun	Total Log Time	Hours /Day	Logged Lites On	Normlzd Lites On per Day	Logged Occ	Normlzd Occ per Day
Peak	48.000	24.000	0.000	0.000	0.000	0.000
Off	0.000	0.000	0.000	0.000	0.000	0.000
Sh 1	0.000	0.000	0.000	0.000	0.000	0.000
Sh 2	0.000	0.000	0.000	0.000	0.000	0.000
Total	48.000	24.000	0.000	0.000	0.000	0.000

Tue	Total Log Time	Hours /Day	Logged Lites On	Normlzd Lites On per Day	Logged Occ	Normlzd Occ per Day
Peak	48.000	24.000	20.133	10.067	16.633	8.317
Off	0.000	0.000	0.000	0.000	0.000	0.000
Sh 1	0.000	0.000	0.000	0.000	0.000	0.000
Sh 2	0.000	0.000	0.000	0.000	0.000	0.000
Total	48.000	24.000	20.133	10.067	16.633	8.317

Thu	Total Log Time	Hours /Day	Logged Lites On	Normlzd Lites On per Day	Logged Occ	Normlzd Occ per Day
Peak	59.350	24.000	24.333	9.840	19.533	7.899
Off	0.000	0.000	0.000	0.000	0.000	0.000
Sh 1	0.000	0.000	0.000	0.000	0.000	0.000
Sh 2	0.000	0.000	0.000	0.000	0.000	0.000
Total	59.350	24.000	24.333	9.840	19.533	7.899

Sat	Total Log Time	Hours /Day	Logged Lites On	Normlzd Lites On per Day	Logged Occ	Normlzd Occ per Day
Peak	48.000	24.000	0.000	0.000	0.000	0.000
Off	0.000	0.000	0.000	0.000	0.000	0.000
Sh 1	0.000	0.000	0.000	0.000	0.000	0.000
Sh 2	0.000	0.000	0.000	0.000	0.000	0.000
Total	48.000	24.000	0.000	0.000	0.000	0.000

Mon	Total Log Time	Hours /Day	Logged Lites On	Normlzd Lites On per Day	Logged Occ	Normlzd Occ per Day
Peak	48.000	24.000	22.267	11.133	13.167	6.583
Off	0.000	0.000	0.000	0.000	0.000	0.000
Sh 1	0.000	0.000	0.000	0.000	0.000	0.000
Sh 2	0.000	0.000	0.000	0.000	0.000	0.000
Total	48.000	24.000	22.267	11.133	13.167	6.583

Wed	Total Log Time	Hours /Day	Logged Lites On	Normlzd Lites On per Day	Logged Occ	Normlzd Occ per Day
Peak	59.583	24.000	23.033	9.278	18.767	7.559
Off	0.000	0.000	0.000	0.000	0.000	0.000
Sh 1	0.000	0.000	0.000	0.000	0.000	0.000
Sh 2	0.000	0.000	0.000	0.000	0.000	0.000
Total	59.583	24.000	23.033	9.278	18.767	7.559


Fri	Total Log Time	Hours /Day	Logged Lites On	Normlzd Lites On per Day	Logged Occ	Normlzd Occ per Day
Peak	48.000	24.000	20.600	10.300	14.500	7.250
Off	0.000	0.000	0.000	0.000	0.000	0.000
Sh 1	0.000	0.000	0.000	0.000	0.000	0.000
Sh 2	0.000	0.000	0.000	0.000	0.000	0.000
Total	48.000	24.000	20.600	10.300	14.500	7.250

	Logged Totals			Normalized Totals			% Savings
	Lites On	Occupied	Logged	Lites On	Occupied		
Peak	110.367	82.600	358.933	51.658	38.661	25.2%	
Off Peak	0.000	0.000	0.000	0.000	0.000	0.0%	
Sh 1	0.000	0.000	0.000	0.000	0.000	0.0%	
Sh 2	0.000	0.000	0.000	0.000	0.000	0.0%	
Total	110.367	82.600	358.933	51.658	38.661	25.2%	

Normalized Data

	Sun		Mon		Tue		Wed		Thu		Fri		Sat	
	LO	Occ	LO	Occ	LO	Occ	LO	Occ	LO	Occ	LO	Occ	LO	Occ
Peak	0.000	0.000	11.133	6.583	10.067	8.317	9.278	7.559	9.840	7.899	10.300	7.250	0.000	0.000
Off Peak	0.000	0.000	0.000	0.000	0.000	0.000	0.000	0.000	0.000	0.000	0.000	0.000	0.000	0.000
Sh 1	0.000	0.000	0.000	0.000	0.000	0.000	0.000	0.000	0.000	0.000	0.000	0.000	0.000	0.000
Sh 2	0.000	0.000	0.000	0.000	0.000	0.000	0.000	0.000	0.000	0.000	0.000	0.000	0.000	0.000
Total	0.000	0.000	11.133	6.583	10.067	8.317	9.278	7.559	9.840	7.899	10.300	7.250	0.000	0.000

	Logged Totals			Normalized by Day	Normalized Weekly Totals		
	Lites On	Occupied	Logged		Lites On	Occupied	% Savings
Peak	110.367	82.600	358.933	^ ^ ^ ^	51.658	38.661	25.2%
Off Peak	0.000	0.000	0.000		0.000	0.000	0.0%
Sh 1	0.000	0.000	0.000		0.000	0.000	0.0%
Sh 2	0.000	0.000	0.000		0.000	0.000	0.0%
Total	110.367	82.600	358.933		51.658	38.661	25.2%



Classroom CR 21

Area type: Classroom. Logger: 21643. Time delay 10 minutes. Sample Middle School, Sample Middle School

Energy Analysis

Data by Day of Week

Sun	Total Log Time	Hours /Day	Logged Lites On	Normlzd Lites On per Day	Logged Occ	Normlzd Occ per Day
Peak	48.000	24.000	0.000	0.000	0.000	0.000
Off	0.000	0.000	0.000	0.000	0.000	0.000
Sh 1	0.000	0.000	0.000	0.000	0.000	0.000
Sh 2	0.000	0.000	0.000	0.000	0.000	0.000
Total	48.000	24.000	0.000	0.000	0.000	0.000

Tue	Total Log Time	Hours /Day	Logged Lites On	Normlzd Lites On per Day	Logged Occ	Normlzd Occ per Day
Peak	48.000	24.000	22.900	11.450	13.533	6.767
Off	0.000	0.000	0.000	0.000	0.000	0.000
Sh 1	0.000	0.000	0.000	0.000	0.000	0.000
Sh 2	0.000	0.000	0.000	0.000	0.000	0.000
Total	48.000	24.000	22.900	11.450	13.533	6.767

Thu	Total Log Time	Hours /Day	Logged Lites On	Normlzd Lites On per Day	Logged Occ	Normlzd Occ per Day
Peak	59.517	24.000	24.367	9.826	15.833	6.385
Off	0.000	0.000	0.000	0.000	0.000	0.000
Sh 1	0.000	0.000	0.000	0.000	0.000	0.000
Sh 2	0.000	0.000	0.000	0.000	0.000	0.000
Total	59.517	24.000	24.367	9.826	15.833	6.385

Sat	Total Log Time	Hours /Day	Logged Lites On	Normlzd Lites On per Day	Logged Occ	Normlzd Occ per Day
Peak	48.000	24.000	0.167	0.083	0.167	0.083
Off	0.000	0.000	0.000	0.000	0.000	0.000
Sh 1	0.000	0.000	0.000	0.000	0.000	0.000
Sh 2	0.000	0.000	0.000	0.000	0.000	0.000
Total	48.000	24.000	0.167	0.083	0.167	0.083

Mon	Total Log Time	Hours /Day	Logged Lites On	Normlzd Lites On per Day	Logged Occ	Normlzd Occ per Day
Peak	48.000	24.000	19.333	9.667	12.233	6.117
Off	0.000	0.000	0.000	0.000	0.000	0.000
Sh 1	0.000	0.000	0.000	0.000	0.000	0.000
Sh 2	0.000	0.000	0.000	0.000	0.000	0.000
Total	48.000	24.000	19.333	9.667	12.233	6.117

Wed	Total Log Time	Hours /Day	Logged Lites On	Normlzd Lites On per Day	Logged Occ	Normlzd Occ per Day
Peak	59.500	24.000	16.300	6.575	13.033	5.257
Off	0.000	0.000	0.000	0.000	0.000	0.000
Sh 1	0.000	0.000	0.000	0.000	0.000	0.000
Sh 2	0.000	0.000	0.000	0.000	0.000	0.000
Total	59.500	24.000	16.300	6.575	13.033	5.257


Fri	Total Log Time	Hours /Day	Logged Lites On	Normlzd Lites On per Day	Logged Occ	Normlzd Occ per Day
Peak	48.000	24.000	19.967	9.983	13.900	6.950
Off	0.000	0.000	0.000	0.000	0.000	0.000
Sh 1	0.000	0.000	0.000	0.000	0.000	0.000
Sh 2	0.000	0.000	0.000	0.000	0.000	0.000
Total	48.000	24.000	19.967	9.983	13.900	6.950

	Logged Totals			Normalized Totals			% Savings
	Lites On	Occupied	Logged	Lites On	Occupied		
Peak	103.033	68.700	359.017	48.214	32.148		33.3%
Off	0.000	0.000	0.000	0.000	0.000		0.0%
Sh 1	0.000	0.000	0.000	0.000	0.000		0.0%
Sh 2	0.000	0.000	0.000	0.000	0.000		0.0%
Total	103.033	68.700	359.017	48.214	32.148		33.3%

Normalized Data

	Sun		Mon		Tue		Wed		Thu		Fri		Sat	
	LO	Occ	LO	Occ	LO	Occ	LO	Occ	LO	Occ	LO	Occ	LO	Occ
Peak	0.000	0.000	9.667	6.117	11.450	6.767	6.575	5.257	9.826	6.385	9.983	6.950	0.083	0.083
Off Peak	0.000	0.000	0.000	0.000	0.000	0.000	0.000	0.000	0.000	0.000	0.000	0.000	0.000	0.000
Sh 1	0.000	0.000	0.000	0.000	0.000	0.000	0.000	0.000	0.000	0.000	0.000	0.000	0.000	0.000
Sh 2	0.000	0.000	0.000	0.000	0.000	0.000	0.000	0.000	0.000	0.000	0.000	0.000	0.000	0.000
Total	0.000	0.000	9.667	6.117	11.450	6.767	6.575	5.257	9.826	6.385	9.983	6.950	0.083	0.083

	Logged Totals			Normalized by Day	Normalized Weekly Totals		
	Lites On	Occupied	Logged		Lites On	Occupied	% Savings
Peak	103.033	68.700	359.017	^ ^ ^ ^	48.214	32.148	33.3%
Off Peak	0.000	0.000	0.000		0.000	0.000	0.0%
Sh 1	0.000	0.000	0.000		0.000	0.000	0.0%
Sh 2	0.000	0.000	0.000		0.000	0.000	0.0%
Total	103.033	68.700	359.017		48.214	32.148	33.3%



Classroom G7

Area type: Classroom. Logger: 22244. Time delay 10 minutes. Sample Middle School, Sample Middle School

Energy Analysis

Data by Day of Week

Sun	Total Log Time	Hours /Day	Logged Lites On	Normlzd Lites On per Day	Logged Occ	Normlzd Occ per Day
Peak	48.000	24.000	0.000	0.000	0.000	0.000
Off	0.000	0.000	0.000	0.000	0.000	0.000
Sh 1	0.000	0.000	0.000	0.000	0.000	0.000
Sh 2	0.000	0.000	0.000	0.000	0.000	0.000
Total	48.000	24.000	0.000	0.000	0.000	0.000

Tue	Total Log Time	Hours /Day	Logged Lites On	Normlzd Lites On per Day	Logged Occ	Normlzd Occ per Day
Peak	48.000	24.000	21.033	10.517	15.333	7.667
Off	0.000	0.000	0.000	0.000	0.000	0.000
Sh 1	0.000	0.000	0.000	0.000	0.000	0.000
Sh 2	0.000	0.000	0.000	0.000	0.000	0.000
Total	48.000	24.000	21.033	10.517	15.333	7.667

Thu	Total Log Time	Hours /Day	Logged Lites On	Normlzd Lites On per Day	Logged Occ	Normlzd Occ per Day
Peak	59.483	24.000	20.667	8.338	17.733	7.155
Off	0.000	0.000	0.000	0.000	0.000	0.000
Sh 1	0.000	0.000	0.000	0.000	0.000	0.000
Sh 2	0.000	0.000	0.000	0.000	0.000	0.000
Total	59.483	24.000	20.667	8.338	17.733	7.155

Sat	Total Log Time	Hours /Day	Logged Lites On	Normlzd Lites On per Day	Logged Occ	Normlzd Occ per Day
Peak	48.000	24.000	0.000	0.000	0.000	0.000
Off	0.000	0.000	0.000	0.000	0.000	0.000
Sh 1	0.000	0.000	0.000	0.000	0.000	0.000
Sh 2	0.000	0.000	0.000	0.000	0.000	0.000
Total	48.000	24.000	0.000	0.000	0.000	0.000

Mon	Total Log Time	Hours /Day	Logged Lites On	Normlzd Lites On per Day	Logged Occ	Normlzd Occ per Day
Peak	48.000	24.000	19.833	9.917	13.333	6.667
Off	0.000	0.000	0.000	0.000	0.000	0.000
Sh 1	0.000	0.000	0.000	0.000	0.000	0.000
Sh 2	0.000	0.000	0.000	0.000	0.000	0.000
Total	48.000	24.000	19.833	9.917	13.333	6.667

Wed	Total Log Time	Hours /Day	Logged Lites On	Normlzd Lites On per Day	Logged Occ	Normlzd Occ per Day
Peak	59.550	24.000	23.867	9.619	17.767	7.160
Off	0.000	0.000	0.000	0.000	0.000	0.000
Sh 1	0.000	0.000	0.000	0.000	0.000	0.000
Sh 2	0.000	0.000	0.000	0.000	0.000	0.000
Total	59.550	24.000	23.867	9.619	17.767	7.160

Fri	Total Log Time	Hours /Day	Logged Lites On	Normlzd Lites On per Day	Logged Occ	Normlzd Occ per Day
Peak	48.000	24.000	21.233	10.617	15.600	7.800
Off	0.000	0.000	0.000	0.000	0.000	0.000
Sh 1	0.000	0.000	0.000	0.000	0.000	0.000
Sh 2	0.000	0.000	0.000	0.000	0.000	0.000
Total	48.000	24.000	21.233	10.617	15.600	7.800

	Logged Totals			Normalized Totals		
	Lites On	Occupied	Logged	Lites On	Occupied	% Savings
Peak	106.633	79.767	359.033	49.896	37.325	25.2%
Off	0.000	0.000	0.000	0.000	0.000	0.0%
Sh 1	0.000	0.000	0.000	0.000	0.000	0.0%
Sh 2	0.000	0.000	0.000	0.000	0.000	0.0%
Total	106.633	79.767	359.033	49.896	37.325	25.2%

Normalized Data

	Sun		Mon		Tue		Wed		Thu		Fri		Sat	
	LO	Occ	LO	Occ	LO	Occ	LO	Occ	LO	Occ	LO	Occ	LO	Occ
Peak	0.000	0.000	9.917	6.667	10.517	7.667	9.619	7.160	8.338	7.155	10.617	7.800	0.000	0.000
Off Peak	0.000	0.000	0.000	0.000	0.000	0.000	0.000	0.000	0.000	0.000	0.000	0.000	0.000	0.000
Sh 1	0.000	0.000	0.000	0.000	0.000	0.000	0.000	0.000	0.000	0.000	0.000	0.000	0.000	0.000
Sh 2	0.000	0.000	0.000	0.000	0.000	0.000	0.000	0.000	0.000	0.000	0.000	0.000	0.000	0.000
Total	0.000	0.000	9.917	6.667	10.517	7.667	9.619	7.160	8.338	7.155	10.617	7.800	0.000	0.000

	Logged Totals			Normalized by Day	Normalized Weekly Totals		
	Lites On	Occupied	Logged		Lites On	Occupied	% Savings
Peak	106.633	79.767	359.033	^ ^ ^ ^	49.896	37.325	25.2%
Off Peak	0.000	0.000	0.000		0.000	0.000	0.0%
Sh 1	0.000	0.000	0.000		0.000	0.000	0.0%
Sh 2	0.000	0.000	0.000		0.000	0.000	0.0%
Total	106.633	79.767	359.033		49.896	37.325	25.2%



Custodian Shop

Area type: Open Space. Logger: 21471. Time delay 10 minutes. Sample Middle School, Sample Middle School

Energy Analysis

Data by Day of Week

Sun	Total Log Time	Hours /Day	Logged Lites On	Normlzd Lites On per Day	Logged Occ	Normlzd Occ per Day
Peak	48.000	24.000	6.600	3.300	2.467	1.233
Off	0.000	0.000	0.000	0.000	0.000	0.000
Sh 1	0.000	0.000	0.000	0.000	0.000	0.000
Sh 2	0.000	0.000	0.000	0.000	0.000	0.000
Total	48.000	24.000	6.600	3.300	2.467	1.233

Tue	Total Log Time	Hours /Day	Logged Lites On	Normlzd Lites On per Day	Logged Occ	Normlzd Occ per Day
Peak	48.000	24.000	33.967	16.983	30.267	15.133
Off	0.000	0.000	0.000	0.000	0.000	0.000
Sh 1	0.000	0.000	0.000	0.000	0.000	0.000
Sh 2	0.000	0.000	0.000	0.000	0.000	0.000
Total	48.000	24.000	33.967	16.983	30.267	15.133

Thu	Total Log Time	Hours /Day	Logged Lites On	Normlzd Lites On per Day	Logged Occ	Normlzd Occ per Day
Peak	59.883	24.000	41.800	16.753	38.533	15.443
Off	0.000	0.000	0.000	0.000	0.000	0.000
Sh 1	0.000	0.000	0.000	0.000	0.000	0.000
Sh 2	0.000	0.000	0.000	0.000	0.000	0.000
Total	59.883	24.000	41.800	16.753	38.533	15.443

Sat	Total Log Time	Hours /Day	Logged Lites On	Normlzd Lites On per Day	Logged Occ	Normlzd Occ per Day
Peak	48.000	24.000	5.233	2.617	1.300	0.650
Off	0.000	0.000	0.000	0.000	0.000	0.000
Sh 1	0.000	0.000	0.000	0.000	0.000	0.000
Sh 2	0.000	0.000	0.000	0.000	0.000	0.000
Total	48.000	24.000	5.233	2.617	1.300	0.650

Mon	Total Log Time	Hours /Day	Logged Lites On	Normlzd Lites On per Day	Logged Occ	Normlzd Occ per Day
Peak	48.000	24.000	33.633	16.817	29.700	14.850
Off	0.000	0.000	0.000	0.000	0.000	0.000
Sh 1	0.000	0.000	0.000	0.000	0.000	0.000
Sh 2	0.000	0.000	0.000	0.000	0.000	0.000
Total	48.000	24.000	33.633	16.817	29.700	14.850

Wed	Total Log Time	Hours /Day	Logged Lites On	Normlzd Lites On per Day	Logged Occ	Normlzd Occ per Day
Peak	58.533	24.000	40.333	16.538	33.333	13.667
Off	0.000	0.000	0.000	0.000	0.000	0.000
Sh 1	0.000	0.000	0.000	0.000	0.000	0.000
Sh 2	0.000	0.000	0.000	0.000	0.000	0.000
Total	58.533	24.000	40.333	16.538	33.333	13.667


Fri	Total Log Time	Hours /Day	Logged Lites On	Normlzd Lites On per Day	Logged Occ	Normlzd Occ per Day
Peak	48.000	24.000	33.600	16.800	30.967	15.483
Off	0.000	0.000	0.000	0.000	0.000	0.000
Sh 1	0.000	0.000	0.000	0.000	0.000	0.000
Sh 2	0.000	0.000	0.000	0.000	0.000	0.000
Total	48.000	24.000	33.600	16.800	30.967	15.483

	Logged Totals			Normalized Totals			% Savings
	Lites On	Occupied	Logged	Lites On	Occupied		
Peak	195.167	166.567	358.417	91.480	78.074		14.7%
Off	0.000	0.000	0.000	0.000	0.000		0.0%
Sh 1	0.000	0.000	0.000	0.000	0.000		0.0%
Sh 2	0.000	0.000	0.000	0.000	0.000		0.0%
Total	195.167	166.567	358.417	91.480	78.074		14.7%

Normalized Data

	Sun		Mon		Tue		Wed		Thu		Fri		Sat	
	LO	Occ	LO	Occ	LO	Occ	LO	Occ	LO	Occ	LO	Occ	LO	Occ
Peak	3.300	1.233	16.817	14.850	16.983	15.133	16.538	13.667	16.753	15.443	16.800	15.483	2.617	0.650
Off Peak	0.000	0.000	0.000	0.000	0.000	0.000	0.000	0.000	0.000	0.000	0.000	0.000	0.000	0.000
Sh 1	0.000	0.000	0.000	0.000	0.000	0.000	0.000	0.000	0.000	0.000	0.000	0.000	0.000	0.000
Sh 2	0.000	0.000	0.000	0.000	0.000	0.000	0.000	0.000	0.000	0.000	0.000	0.000	0.000	0.000
Total	3.300	1.233	16.817	14.850	16.983	15.133	16.538	13.667	16.753	15.443	16.800	15.483	2.617	0.650

	Logged Totals			Normalized by Day	Normalized Weekly Totals		
	Lites On	Occupied	Logged		Lites On	Occupied	% Savings
Peak	195.167	166.567	358.417	^ ^ ^ ^	91.480	78.074	14.7%
Off Peak	0.000	0.000	0.000		0.000	0.000	0.0%
Sh 1	0.000	0.000	0.000		0.000	0.000	0.0%
Sh 2	0.000	0.000	0.000		0.000	0.000	0.0%
Total	195.167	166.567	358.417		91.480	78.074	14.7%



Girls Hall

Area type: Hallway. Logger: 21850. Time delay 10 minutes. Sample Middle School, Sample Middle School

Energy Analysis

Data by Day of Week

Sun	Total Log Time	Hours /Day	Logged Lites On	Normlzd Lites On per Day	Logged Occ	Normlzd Occ per Day
Peak	48.000	24.000	0.000	0.000	0.000	0.000
Off	0.000	0.000	0.000	0.000	0.000	0.000
Sh 1	0.000	0.000	0.000	0.000	0.000	0.000
Sh 2	0.000	0.000	0.000	0.000	0.000	0.000
Total	48.000	24.000	0.000	0.000	0.000	0.000

Tue	Total Log Time	Hours /Day	Logged Lites On	Normlzd Lites On per Day	Logged Occ	Normlzd Occ per Day
Peak	48.000	24.000	24.233	12.117	15.000	7.500
Off	0.000	0.000	0.000	0.000	0.000	0.000
Sh 1	0.000	0.000	0.000	0.000	0.000	0.000
Sh 2	0.000	0.000	0.000	0.000	0.000	0.000
Total	48.000	24.000	24.233	12.117	15.000	7.500

Thu	Total Log Time	Hours /Day	Logged Lites On	Normlzd Lites On per Day	Logged Occ	Normlzd Occ per Day
Peak	59.450	24.000	29.417	11.876	18.350	7.408
Off	0.000	0.000	0.000	0.000	0.000	0.000
Sh 1	0.000	0.000	0.000	0.000	0.000	0.000
Sh 2	0.000	0.000	0.000	0.000	0.000	0.000
Total	59.450	24.000	29.417	11.876	18.350	7.408

Sat	Total Log Time	Hours /Day	Logged Lites On	Normlzd Lites On per Day	Logged Occ	Normlzd Occ per Day
Peak	48.000	24.000	0.000	0.000	0.000	0.000
Off	0.000	0.000	0.000	0.000	0.000	0.000
Sh 1	0.000	0.000	0.000	0.000	0.000	0.000
Sh 2	0.000	0.000	0.000	0.000	0.000	0.000
Total	48.000	24.000	0.000	0.000	0.000	0.000

Mon	Total Log Time	Hours /Day	Logged Lites On	Normlzd Lites On per Day	Logged Occ	Normlzd Occ per Day
Peak	48.000	24.000	23.367	11.683	13.300	6.650
Off	0.000	0.000	0.000	0.000	0.000	0.000
Sh 1	0.000	0.000	0.000	0.000	0.000	0.000
Sh 2	0.000	0.000	0.000	0.000	0.000	0.000
Total	48.000	24.000	23.367	11.683	13.300	6.650

Wed	Total Log Time	Hours /Day	Logged Lites On	Normlzd Lites On per Day	Logged Occ	Normlzd Occ per Day
Peak	59.700	24.000	29.333	11.792	19.700	7.920
Off	0.000	0.000	0.000	0.000	0.000	0.000
Sh 1	0.000	0.000	0.000	0.000	0.000	0.000
Sh 2	0.000	0.000	0.000	0.000	0.000	0.000
Total	59.700	24.000	29.333	11.792	19.700	7.920

Fri	Total Log Time	Hours /Day	Logged Lites On	Normlzd Lites On per Day	Logged Occ	Normlzd Occ per Day
Peak	48.000	24.000	30.967	15.483	14.633	7.317
Off	0.000	0.000	0.000	0.000	0.000	0.000
Sh 1	0.000	0.000	0.000	0.000	0.000	0.000
Sh 2	0.000	0.000	0.000	0.000	0.000	0.000
Total	48.000	24.000	30.967	15.483	14.633	7.317

	Logged Totals			Normalized Totals			% Savings
	Lites On	Occupied	Logged	Lites On	Occupied		
Peak	137.317	80.983	359.150	64.233	37.882	41.0%	
Off	0.000	0.000	0.000	0.000	0.000	0.0%	
Sh 1	0.000	0.000	0.000	0.000	0.000	0.0%	
Sh 2	0.000	0.000	0.000	0.000	0.000	0.0%	
Total	137.317	80.983	359.150	64.233	37.882	41.0%	

Normalized Data

	Sun		Mon		Tue		Wed		Thu		Fri		Sat	
	LO	Occ	LO	Occ	LO	Occ	LO	Occ	LO	Occ	LO	Occ	LO	Occ
Peak	0.000	0.000	11.683	6.650	12.117	7.500	11.792	7.920	11.876	7.408	15.483	7.317	0.000	0.000
Off Peak	0.000	0.000	0.000	0.000	0.000	0.000	0.000	0.000	0.000	0.000	0.000	0.000	0.000	0.000
Sh 1	0.000	0.000	0.000	0.000	0.000	0.000	0.000	0.000	0.000	0.000	0.000	0.000	0.000	0.000
Sh 2	0.000	0.000	0.000	0.000	0.000	0.000	0.000	0.000	0.000	0.000	0.000	0.000	0.000	0.000
Total	0.000	0.000	11.683	6.650	12.117	7.500	11.792	7.920	11.876	7.408	15.483	7.317	0.000	0.000

	Logged Totals			Normalized by Day	Normalized Weekly Totals		
	Lites On	Occupied	Logged		Lites On	Occupied	% Savings
Peak	137.317	80.983	359.150	^ ^ ^ ^	64.233	37.882	41.0%
Off Peak	0.000	0.000	0.000		0.000	0.000	0.0%
Sh 1	0.000	0.000	0.000		0.000	0.000	0.0%
Sh 2	0.000	0.000	0.000		0.000	0.000	0.0%
Total	137.317	80.983	359.150		64.233	37.882	41.0%



Girls Room (cafe)

Area type: Restroom. Logger: 22061. Time delay 10 minutes. Sample Middle School, Sample Middle School

Energy Analysis

Data by Day of Week

Sun	Total Log Time	Hours /Day	Logged Lites On	Normlzd Lites On per Day	Logged Occ	Normlzd Occ per Day
Peak	48.000	24.000	24.000	12.000	0.000	0.000
Off	0.000	0.000	0.000	0.000	0.000	0.000
Sh 1	0.000	0.000	0.000	0.000	0.000	0.000
Sh 2	0.000	0.000	0.000	0.000	0.000	0.000
Total	48.000	24.000	24.000	12.000	0.000	0.000

Tue	Total Log Time	Hours /Day	Logged Lites On	Normlzd Lites On per Day	Logged Occ	Normlzd Occ per Day
Peak	48.000	24.000	28.167	14.083	16.567	8.283
Off	0.000	0.000	0.000	0.000	0.000	0.000
Sh 1	0.000	0.000	0.000	0.000	0.000	0.000
Sh 2	0.000	0.000	0.000	0.000	0.000	0.000
Total	48.000	24.000	28.167	14.083	16.567	8.283

Thu	Total Log Time	Hours /Day	Logged Lites On	Normlzd Lites On per Day	Logged Occ	Normlzd Occ per Day
Peak	59.650	24.000	35.467	14.270	19.833	7.980
Off	0.000	0.000	0.000	0.000	0.000	0.000
Sh 1	0.000	0.000	0.000	0.000	0.000	0.000
Sh 2	0.000	0.000	0.000	0.000	0.000	0.000
Total	59.650	24.000	35.467	14.270	19.833	7.980

Sat	Total Log Time	Hours /Day	Logged Lites On	Normlzd Lites On per Day	Logged Occ	Normlzd Occ per Day
Peak	48.000	24.000	24.000	12.000	0.000	0.000
Off	0.000	0.000	0.000	0.000	0.000	0.000
Sh 1	0.000	0.000	0.000	0.000	0.000	0.000
Sh 2	0.000	0.000	0.000	0.000	0.000	0.000
Total	48.000	24.000	24.000	12.000	0.000	0.000

Mon	Total Log Time	Hours /Day	Logged Lites On	Normlzd Lites On per Day	Logged Occ	Normlzd Occ per Day
Peak	48.000	24.000	36.433	18.217	14.167	7.083
Off	0.000	0.000	0.000	0.000	0.000	0.000
Sh 1	0.000	0.000	0.000	0.000	0.000	0.000
Sh 2	0.000	0.000	0.000	0.000	0.000	0.000
Total	48.000	24.000	36.433	18.217	14.167	7.083

Wed	Total Log Time	Hours /Day	Logged Lites On	Normlzd Lites On per Day	Logged Occ	Normlzd Occ per Day
Peak	59.167	24.000	30.233	12.264	18.400	7.464
Off	0.000	0.000	0.000	0.000	0.000	0.000
Sh 1	0.000	0.000	0.000	0.000	0.000	0.000
Sh 2	0.000	0.000	0.000	0.000	0.000	0.000
Total	59.167	24.000	30.233	12.264	18.400	7.464


Fri	Total Log Time	Hours /Day	Logged Lites On	Normlzd Lites On per Day	Logged Occ	Normlzd Occ per Day
Peak	48.000	24.000	30.133	15.067	17.033	8.517
Off	0.000	0.000	0.000	0.000	0.000	0.000
Sh 1	0.000	0.000	0.000	0.000	0.000	0.000
Sh 2	0.000	0.000	0.000	0.000	0.000	0.000
Total	48.000	24.000	30.133	15.067	17.033	8.517

	Logged Totals			Normalized Totals			% Savings
	Lites On	Occupied	Logged	Lites On	Occupied		
Peak	208.433	86.000	358.817	97.590	40.266	58.7%	
Off Peak	0.000	0.000	0.000	0.000	0.000	0.0%	
Sh 1	0.000	0.000	0.000	0.000	0.000	0.0%	
Sh 2	0.000	0.000	0.000	0.000	0.000	0.0%	
Total	208.433	86.000	358.817	97.590	40.266	58.7%	

Normalized Data

	Sun		Mon		Tue		Wed		Thu		Fri		Sat	
	LO	Occ	LO	Occ	LO	Occ	LO	Occ	LO	Occ	LO	Occ	LO	Occ
Peak	12.000	0.000	18.217	7.083	14.083	8.283	12.264	7.464	14.270	7.980	15.067	8.517	12.000	0.000
Off Peak	0.000	0.000	0.000	0.000	0.000	0.000	0.000	0.000	0.000	0.000	0.000	0.000	0.000	0.000
Sh 1	0.000	0.000	0.000	0.000	0.000	0.000	0.000	0.000	0.000	0.000	0.000	0.000	0.000	0.000
Sh 2	0.000	0.000	0.000	0.000	0.000	0.000	0.000	0.000	0.000	0.000	0.000	0.000	0.000	0.000
Total	12.000	0.000	18.217	7.083	14.083	8.283	12.264	7.464	14.270	7.980	15.067	8.517	12.000	0.000

	Logged Totals			Normalized by Day	Normalized Weekly Totals		
	Lites On	Occupied	Logged		Lites On	Occupied	% Savings
Peak	208.433	86.000	358.817	^ ^ ^ ^	97.590	40.266	58.7%
Off Peak	0.000	0.000	0.000		0.000	0.000	0.0%
Sh 1	0.000	0.000	0.000		0.000	0.000	0.0%
Sh 2	0.000	0.000	0.000		0.000	0.000	0.0%
Total	208.433	86.000	358.817		97.590	40.266	58.7%



Gym

Area type: Gym. Group: 3. Time delay 10 minutes. Sample Middle School, Sample Middle School

Energy Analysis

Data by Day of Week

Sun	Total Log Time	Hours /Day	Logged Lites On	Normlzd Lites On per Day	Logged Occ	Normlzd Occ per Day
Peak	48.000	24.000	24.000	12.000	0.000	0.000
Off	0.000	0.000	0.000	0.000	0.000	0.000
Sh 1	0.000	0.000	0.000	0.000	0.000	0.000
Sh 2	0.000	0.000	0.000	0.000	0.000	0.000
Total	48.000	24.000	24.000	12.000	0.000	0.000

Tue	Total Log Time	Hours /Day	Logged Lites On	Normlzd Lites On per Day	Logged Occ	Normlzd Occ per Day
Peak	48.000	24.000	27.083	13.542	19.267	9.633
Off	0.000	0.000	0.000	0.000	0.000	0.000
Sh 1	0.000	0.000	0.000	0.000	0.000	0.000
Sh 2	0.000	0.000	0.000	0.000	0.000	0.000
Total	48.000	24.000	27.083	13.542	19.267	9.633

Thu	Total Log Time	Hours /Day	Logged Lites On	Normlzd Lites On per Day	Logged Occ	Normlzd Occ per Day
Peak	59.650	24.000	30.950	12.453	25.650	10.320
Off	0.000	0.000	0.000	0.000	0.000	0.000
Sh 1	0.000	0.000	0.000	0.000	0.000	0.000
Sh 2	0.000	0.000	0.000	0.000	0.000	0.000
Total	59.650	24.000	30.950	12.453	25.650	10.320

Sat	Total Log Time	Hours /Day	Logged Lites On	Normlzd Lites On per Day	Logged Occ	Normlzd Occ per Day
Peak	48.000	24.000	24.000	12.000	0.000	0.000
Off	0.000	0.000	0.000	0.000	0.000	0.000
Sh 1	0.000	0.000	0.000	0.000	0.000	0.000
Sh 2	0.000	0.000	0.000	0.000	0.000	0.000
Total	48.000	24.000	24.000	12.000	0.000	0.000

Mon	Total Log Time	Hours /Day	Logged Lites On	Normlzd Lites On per Day	Logged Occ	Normlzd Occ per Day
Peak	48.000	24.000	32.467	16.233	17.883	8.942
Off	0.000	0.000	0.000	0.000	0.000	0.000
Sh 1	0.000	0.000	0.000	0.000	0.000	0.000
Sh 2	0.000	0.000	0.000	0.000	0.000	0.000
Total	48.000	24.000	32.467	16.233	17.883	8.942

Wed	Total Log Time	Hours /Day	Logged Lites On	Normlzd Lites On per Day	Logged Occ	Normlzd Occ per Day
Peak	59.450	24.000	36.550	14.755	22.533	9.097
Off	0.000	0.000	0.000	0.000	0.000	0.000
Sh 1	0.000	0.000	0.000	0.000	0.000	0.000
Sh 2	0.000	0.000	0.000	0.000	0.000	0.000
Total	59.450	24.000	36.550	14.755	22.533	9.097

Fri	Total Log Time	Hours /Day	Logged Lites On	Normlzd Lites On per Day	Logged Occ	Normlzd Occ per Day
Peak	48.000	24.000	30.133	15.067	21.750	10.875
Off	0.000	0.000	0.000	0.000	0.000	0.000
Sh 1	0.000	0.000	0.000	0.000	0.000	0.000
Sh 2	0.000	0.000	0.000	0.000	0.000	0.000
Total	48.000	24.000	30.133	15.067	21.750	10.875

	Logged Totals			Normalized Totals			% Savings
	Lites On	Occupied	Logged	Lites On	Occupied		
Peak	205.183	107.083	359.100	95.992	50.097	47.8%	
Off Peak	0.000	0.000	0.000	0.000	0.000	0.0%	
Sh 1	0.000	0.000	0.000	0.000	0.000	0.0%	
Sh 2	0.000	0.000	0.000	0.000	0.000	0.0%	
Total	205.183	107.083	359.100	95.992	50.097	47.8%	

Normalized Data

	Sun		Mon		Tue		Wed		Thu		Fri		Sat	
	LO	Occ	LO	Occ	LO	Occ	LO	Occ	LO	Occ	LO	Occ	LO	Occ
Peak	12.000	0.000	16.233	8.942	13.542	9.633	14.755	9.097	12.453	10.320	15.067	10.875	12.000	0.000
Off Peak	0.000	0.000	0.000	0.000	0.000	0.000	0.000	0.000	0.000	0.000	0.000	0.000	0.000	0.000
Sh 1	0.000	0.000	0.000	0.000	0.000	0.000	0.000	0.000	0.000	0.000	0.000	0.000	0.000	0.000
Sh 2	0.000	0.000	0.000	0.000	0.000	0.000	0.000	0.000	0.000	0.000	0.000	0.000	0.000	0.000
Total	12.000	0.000	16.233	8.942	13.542	9.633	14.755	9.097	12.453	10.320	15.067	10.875	12.000	0.000

	Logged Totals			Normalized by Day	Normalized Weekly Totals		
	Lites On	Occupied	Logged		Lites On	Occupied	% Savings
Peak	205.183	107.083	359.100	^ ^ ^ ^	95.992	50.097	47.8%
Off Peak	0.000	0.000	0.000		0.000	0.000	0.0%
Sh 1	0.000	0.000	0.000		0.000	0.000	0.0%
Sh 2	0.000	0.000	0.000		0.000	0.000	0.0%
Total	205.183	107.083	359.100		95.992	50.097	47.8%



Hall (Main Office-CR26)

Area type: Hallway. Group: 5. Time delay 10 minutes. Sample Middle School, Sample Middle School

Energy Analysis

Data by Day of Week

Sun	Total Log Time	Hours /Day	Logged Lites On	Normlzd Lites On per Day	Logged Occ	Normlzd Occ per Day
Peak	48.000	24.000	6.717	3.358	2.000	1.000
Off	0.000	0.000	0.000	0.000	0.000	0.000
Sh 1	0.000	0.000	0.000	0.000	0.000	0.000
Sh 2	0.000	0.000	0.000	0.000	0.000	0.000
Total	48.000	24.000	6.717	3.358	2.000	1.000

Tue	Total Log Time	Hours /Day	Logged Lites On	Normlzd Lites On per Day	Logged Occ	Normlzd Occ per Day
Peak	48.000	24.000	33.617	16.808	27.367	13.683
Off	0.000	0.000	0.000	0.000	0.000	0.000
Sh 1	0.000	0.000	0.000	0.000	0.000	0.000
Sh 2	0.000	0.000	0.000	0.000	0.000	0.000
Total	48.000	24.000	33.617	16.808	27.367	13.683

Thu	Total Log Time	Hours /Day	Logged Lites On	Normlzd Lites On per Day	Logged Occ	Normlzd Occ per Day
Peak	59.767	24.000	42.650	17.127	34.050	13.673
Off	0.000	0.000	0.000	0.000	0.000	0.000
Sh 1	0.000	0.000	0.000	0.000	0.000	0.000
Sh 2	0.000	0.000	0.000	0.000	0.000	0.000
Total	59.767	24.000	42.650	17.127	34.050	13.673

Sat	Total Log Time	Hours /Day	Logged Lites On	Normlzd Lites On per Day	Logged Occ	Normlzd Occ per Day
Peak	48.000	24.000	10.450	5.225	2.267	1.133
Off	0.000	0.000	0.000	0.000	0.000	0.000
Sh 1	0.000	0.000	0.000	0.000	0.000	0.000
Sh 2	0.000	0.000	0.000	0.000	0.000	0.000
Total	48.000	24.000	10.450	5.225	2.267	1.133

Mon	Total Log Time	Hours /Day	Logged Lites On	Normlzd Lites On per Day	Logged Occ	Normlzd Occ per Day
Peak	48.000	24.000	33.683	16.842	27.950	13.975
Off	0.000	0.000	0.000	0.000	0.000	0.000
Sh 1	0.000	0.000	0.000	0.000	0.000	0.000
Sh 2	0.000	0.000	0.000	0.000	0.000	0.000
Total	48.000	24.000	33.683	16.842	27.950	13.975

Wed	Total Log Time	Hours /Day	Logged Lites On	Normlzd Lites On per Day	Logged Occ	Normlzd Occ per Day
Peak	59.100	24.000	41.117	16.697	33.250	13.503
Off	0.000	0.000	0.000	0.000	0.000	0.000
Sh 1	0.000	0.000	0.000	0.000	0.000	0.000
Sh 2	0.000	0.000	0.000	0.000	0.000	0.000
Total	59.100	24.000	41.117	16.697	33.250	13.503


Fri	Total Log Time	Hours /Day	Logged Lites On	Normlzd Lites On per Day	Logged Occ	Normlzd Occ per Day
Peak	48.000	24.000	34.183	17.092	27.367	13.683
Off	0.000	0.000	0.000	0.000	0.000	0.000
Sh 1	0.000	0.000	0.000	0.000	0.000	0.000
Sh 2	0.000	0.000	0.000	0.000	0.000	0.000
Total	48.000	24.000	34.183	17.092	27.367	13.683

	Logged Totals			Normalized Totals			% Savings
	Lites On	Occupied	Logged	Lites On	Occupied		
Peak	202.417	154.250	358.867	94.759	72.211	23.8%	23.8%
Off	0.000	0.000	0.000	0.000	0.000	0.0%	0.0%
Sh 1	0.000	0.000	0.000	0.000	0.000	0.0%	0.0%
Sh 2	0.000	0.000	0.000	0.000	0.000	0.0%	0.0%
Total	202.417	154.250	358.867	94.759	72.211	23.8%	23.8%

Normalized Data

	Sun		Mon		Tue		Wed		Thu		Fri		Sat	
	LO	Occ	LO	Occ	LO	Occ	LO	Occ	LO	Occ	LO	Occ	LO	Occ
Peak	3.358	1.000	16.842	13.975	16.808	13.683	16.697	13.503	17.127	13.673	17.092	13.683	5.225	1.133
Off Peak	0.000	0.000	0.000	0.000	0.000	0.000	0.000	0.000	0.000	0.000	0.000	0.000	0.000	0.000
Sh 1	0.000	0.000	0.000	0.000	0.000	0.000	0.000	0.000	0.000	0.000	0.000	0.000	0.000	0.000
Sh 2	0.000	0.000	0.000	0.000	0.000	0.000	0.000	0.000	0.000	0.000	0.000	0.000	0.000	0.000
Total	3.358	1.000	16.842	13.975	16.808	13.683	16.697	13.503	17.127	13.673	17.092	13.683	5.225	1.133

	Logged Totals			Normalized by Day	Normalized Weekly Totals		
	Lites On	Occupied	Logged		Lites On	Occupied	% Savings
Peak	202.417	154.250	358.867	^ ^ ^ ^	94.759	72.211	23.8%
Off Peak	0.000	0.000	0.000		0.000	0.000	0.0%
Sh 1	0.000	0.000	0.000		0.000	0.000	0.0%
Sh 2	0.000	0.000	0.000		0.000	0.000	0.0%
Total	202.417	154.250	358.867		94.759	72.211	23.8%



Hall (Band CR30)

Area type: Hallway. Group: 6. Time delay 10 minutes. Sample Middle School, Sample Middle School

Energy Analysis

Data by Day of Week

Sun	Total Log Time	Hours /Day	Logged Lites On	Normlzd Lites On per Day	Logged Occ	Normlzd Occ per Day
Peak	48.000	24.000	6.650	3.325	0.267	0.133
Off	0.000	0.000	0.000	0.000	0.000	0.000
Sh 1	0.000	0.000	0.000	0.000	0.000	0.000
Sh 2	0.000	0.000	0.000	0.000	0.000	0.000
Total	48.000	24.000	6.650	3.325	0.267	0.133

Tue	Total Log Time	Hours /Day	Logged Lites On	Normlzd Lites On per Day	Logged Occ	Normlzd Occ per Day
Peak	48.000	24.000	33.600	16.800	24.400	12.200
Off	0.000	0.000	0.000	0.000	0.000	0.000
Sh 1	0.000	0.000	0.000	0.000	0.000	0.000
Sh 2	0.000	0.000	0.000	0.000	0.000	0.000
Total	48.000	24.000	33.600	16.800	24.400	12.200

Thu	Total Log Time	Hours /Day	Logged Lites On	Normlzd Lites On per Day	Logged Occ	Normlzd Occ per Day
Peak	59.783	24.000	42.683	17.135	30.750	12.345
Off	0.000	0.000	0.000	0.000	0.000	0.000
Sh 1	0.000	0.000	0.000	0.000	0.000	0.000
Sh 2	0.000	0.000	0.000	0.000	0.000	0.000
Total	59.783	24.000	42.683	17.135	30.750	12.345

Sat	Total Log Time	Hours /Day	Logged Lites On	Normlzd Lites On per Day	Logged Occ	Normlzd Occ per Day
Peak	48.000	24.000	10.450	5.225	0.867	0.433
Off	0.000	0.000	0.000	0.000	0.000	0.000
Sh 1	0.000	0.000	0.000	0.000	0.000	0.000
Sh 2	0.000	0.000	0.000	0.000	0.000	0.000
Total	48.000	24.000	10.450	5.225	0.867	0.433

Mon	Total Log Time	Hours /Day	Logged Lites On	Normlzd Lites On per Day	Logged Occ	Normlzd Occ per Day
Peak	48.000	24.000	33.700	16.850	23.083	11.542
Off	0.000	0.000	0.000	0.000	0.000	0.000
Sh 1	0.000	0.000	0.000	0.000	0.000	0.000
Sh 2	0.000	0.000	0.000	0.000	0.000	0.000
Total	48.000	24.000	33.700	16.850	23.083	11.542

Wed	Total Log Time	Hours /Day	Logged Lites On	Normlzd Lites On per Day	Logged Occ	Normlzd Occ per Day
Peak	58.800	24.000	40.783	16.646	30.083	12.279
Off	0.000	0.000	0.000	0.000	0.000	0.000
Sh 1	0.000	0.000	0.000	0.000	0.000	0.000
Sh 2	0.000	0.000	0.000	0.000	0.000	0.000
Total	58.800	24.000	40.783	16.646	30.083	12.279


Fri	Total Log Time	Hours /Day	Logged Lites On	Normlzd Lites On per Day	Logged Occ	Normlzd Occ per Day
Peak	48.000	24.000	34.167	17.083	23.517	11.758
Off	0.000	0.000	0.000	0.000	0.000	0.000
Sh 1	0.000	0.000	0.000	0.000	0.000	0.000
Sh 2	0.000	0.000	0.000	0.000	0.000	0.000
Total	48.000	24.000	34.167	17.083	23.517	11.758

	Logged Totals			Normalized Totals			% Savings
	Lites On	Occupied	Logged	Lites On	Occupied		
Peak	202.033	132.967	358.583	94.655	62.296		34.2%
Off	0.000	0.000	0.000	0.000	0.000		0.0%
Sh 1	0.000	0.000	0.000	0.000	0.000		0.0%
Sh 2	0.000	0.000	0.000	0.000	0.000		0.0%
Total	202.033	132.967	358.583	94.655	62.296		34.2%

Normalized Data

	Sun		Mon		Tue		Wed		Thu		Fri		Sat	
	LO	Occ	LO	Occ	LO	Occ	LO	Occ	LO	Occ	LO	Occ	LO	Occ
Peak	3.325	0.133	16.850	11.542	16.800	12.200	16.646	12.279	17.135	12.345	17.083	11.758	5.225	0.433
Off Peak	0.000	0.000	0.000	0.000	0.000	0.000	0.000	0.000	0.000	0.000	0.000	0.000	0.000	0.000
Sh 1	0.000	0.000	0.000	0.000	0.000	0.000	0.000	0.000	0.000	0.000	0.000	0.000	0.000	0.000
Sh 2	0.000	0.000	0.000	0.000	0.000	0.000	0.000	0.000	0.000	0.000	0.000	0.000	0.000	0.000
Total	3.325	0.133	16.850	11.542	16.800	12.200	16.646	12.279	17.135	12.345	17.083	11.758	5.225	0.433

	Logged Totals			Normalized by Day	Normalized Weekly Totals		
	Lites On	Occupied	Logged		Lites On	Occupied	% Savings
Peak	202.033	132.967	358.583	^ ^ ^ ^	94.655	62.296	34.2%
Off Peak	0.000	0.000	0.000		0.000	0.000	0.0%
Sh 1	0.000	0.000	0.000		0.000	0.000	0.0%
Sh 2	0.000	0.000	0.000		0.000	0.000	0.0%
Total	202.033	132.967	358.583		94.655	62.296	34.2%



Hall (Computer ED-Language)

Area type: Hallway. Logger: 21385. Time delay 10 minutes. Sample Middle School, Sample Middle School

Energy Analysis

Data by Day of Week

Sun	Total Log Time	Hours /Day	Logged Lites On	Normlzd Lites On per Day	Logged Occ	Normlzd Occ per Day
Peak	48.000	24.000	6.633	3.317	0.900	0.450
Off	0.000	0.000	0.000	0.000	0.000	0.000
Sh 1	0.000	0.000	0.000	0.000	0.000	0.000
Sh 2	0.000	0.000	0.000	0.000	0.000	0.000
Total	48.000	24.000	6.633	3.317	0.900	0.450

Tue	Total Log Time	Hours /Day	Logged Lites On	Normlzd Lites On per Day	Logged Occ	Normlzd Occ per Day
Peak	48.000	24.000	33.567	16.783	22.100	11.050
Off	0.000	0.000	0.000	0.000	0.000	0.000
Sh 1	0.000	0.000	0.000	0.000	0.000	0.000
Sh 2	0.000	0.000	0.000	0.000	0.000	0.000
Total	48.000	24.000	33.567	16.783	22.100	11.050

Thu	Total Log Time	Hours /Day	Logged Lites On	Normlzd Lites On per Day	Logged Occ	Normlzd Occ per Day
Peak	59.833	24.000	42.617	17.094	28.017	11.238
Off	0.000	0.000	0.000	0.000	0.000	0.000
Sh 1	0.000	0.000	0.000	0.000	0.000	0.000
Sh 2	0.000	0.000	0.000	0.000	0.000	0.000
Total	59.833	24.000	42.617	17.094	28.017	11.238

Sat	Total Log Time	Hours /Day	Logged Lites On	Normlzd Lites On per Day	Logged Occ	Normlzd Occ per Day
Peak	48.000	24.000	10.400	5.200	0.700	0.350
Off	0.000	0.000	0.000	0.000	0.000	0.000
Sh 1	0.000	0.000	0.000	0.000	0.000	0.000
Sh 2	0.000	0.000	0.000	0.000	0.000	0.000
Total	48.000	24.000	10.400	5.200	0.700	0.350

Mon	Total Log Time	Hours /Day	Logged Lites On	Normlzd Lites On per Day	Logged Occ	Normlzd Occ per Day
Peak	48.000	24.000	33.617	16.808	22.917	11.458
Off	0.000	0.000	0.000	0.000	0.000	0.000
Sh 1	0.000	0.000	0.000	0.000	0.000	0.000
Sh 2	0.000	0.000	0.000	0.000	0.000	0.000
Total	48.000	24.000	33.617	16.808	22.917	11.458

Wed	Total Log Time	Hours /Day	Logged Lites On	Normlzd Lites On per Day	Logged Occ	Normlzd Occ per Day
Peak	58.883	24.000	40.800	16.629	28.767	11.725
Off	0.000	0.000	0.000	0.000	0.000	0.000
Sh 1	0.000	0.000	0.000	0.000	0.000	0.000
Sh 2	0.000	0.000	0.000	0.000	0.000	0.000
Total	58.883	24.000	40.800	16.629	28.767	11.725


Fri	Total Log Time	Hours /Day	Logged Lites On	Normlzd Lites On per Day	Logged Occ	Normlzd Occ per Day
Peak	48.000	24.000	34.100	17.050	21.167	10.583
Off	0.000	0.000	0.000	0.000	0.000	0.000
Sh 1	0.000	0.000	0.000	0.000	0.000	0.000
Sh 2	0.000	0.000	0.000	0.000	0.000	0.000
Total	48.000	24.000	34.100	17.050	21.167	10.583

	Logged Totals			Normalized Totals		% Savings
	Lites On	Occupied	Logged	Lites On	Occupied	
Peak	201.733	124.567	358.717	94.479	58.339	38.3%
Off	0.000	0.000	0.000	0.000	0.000	0.0%
Sh 1	0.000	0.000	0.000	0.000	0.000	0.0%
Sh 2	0.000	0.000	0.000	0.000	0.000	0.0%
Total	201.733	124.567	358.717	94.479	58.339	38.3%

Normalized Data

	Sun		Mon		Tue		Wed		Thu		Fri		Sat	
	LO	Occ	LO	Occ	LO	Occ	LO	Occ	LO	Occ	LO	Occ	LO	Occ
Peak	3.317	0.450	16.808	11.458	16.783	11.050	16.629	11.725	17.094	11.238	17.050	10.583	5.200	0.350
Off Peak	0.000	0.000	0.000	0.000	0.000	0.000	0.000	0.000	0.000	0.000	0.000	0.000	0.000	0.000
Sh 1	0.000	0.000	0.000	0.000	0.000	0.000	0.000	0.000	0.000	0.000	0.000	0.000	0.000	0.000
Sh 2	0.000	0.000	0.000	0.000	0.000	0.000	0.000	0.000	0.000	0.000	0.000	0.000	0.000	0.000
Total	3.317	0.450	16.808	11.458	16.783	11.050	16.629	11.725	17.094	11.238	17.050	10.583	5.200	0.350

	Logged Totals			Normalized by Day	Normalized Weekly Totals		
	Lites On	Occupied	Logged		Lites On	Occupied	% Savings
Peak	201.733	124.567	358.717	^ ^ ^ ^	94.479	58.339	38.3%
Off Peak	0.000	0.000	0.000		0.000	0.000	0.0%
Sh 1	0.000	0.000	0.000		0.000	0.000	0.0%
Sh 2	0.000	0.000	0.000		0.000	0.000	0.0%
Total	201.733	124.567	358.717		94.479	58.339	38.3%



Hall (CR1-G7)

Area type: Hallway. Group: 4. Time delay 10 minutes. Sample Middle School, Sample Middle School

Energy Analysis

Data by Day of Week

Sun	Total Log Time	Hours /Day	Logged Lites On	Normlzd Lites On per Day	Logged Occ	Normlzd Occ per Day
Peak	48.000	24.000	6.717	3.358	0.733	0.367
Off	0.000	0.000	0.000	0.000	0.000	0.000
Sh 1	0.000	0.000	0.000	0.000	0.000	0.000
Sh 2	0.000	0.000	0.000	0.000	0.000	0.000
Total	48.000	24.000	6.717	3.358	0.733	0.367

Tue	Total Log Time	Hours /Day	Logged Lites On	Normlzd Lites On per Day	Logged Occ	Normlzd Occ per Day
Peak	48.000	24.000	33.617	16.808	25.750	12.875
Off	0.000	0.000	0.000	0.000	0.000	0.000
Sh 1	0.000	0.000	0.000	0.000	0.000	0.000
Sh 2	0.000	0.000	0.000	0.000	0.000	0.000
Total	48.000	24.000	33.617	16.808	25.750	12.875

Thu	Total Log Time	Hours /Day	Logged Lites On	Normlzd Lites On per Day	Logged Occ	Normlzd Occ per Day
Peak	59.833	24.000	42.550	17.067	33.133	13.290
Off	0.000	0.000	0.000	0.000	0.000	0.000
Sh 1	0.000	0.000	0.000	0.000	0.000	0.000
Sh 2	0.000	0.000	0.000	0.000	0.000	0.000
Total	59.833	24.000	42.550	17.067	33.133	13.290

Sat	Total Log Time	Hours /Day	Logged Lites On	Normlzd Lites On per Day	Logged Occ	Normlzd Occ per Day
Peak	48.000	24.000	10.467	5.233	1.567	0.783
Off	0.000	0.000	0.000	0.000	0.000	0.000
Sh 1	0.000	0.000	0.000	0.000	0.000	0.000
Sh 2	0.000	0.000	0.000	0.000	0.000	0.000
Total	48.000	24.000	10.467	5.233	1.567	0.783

Mon	Total Log Time	Hours /Day	Logged Lites On	Normlzd Lites On per Day	Logged Occ	Normlzd Occ per Day
Peak	48.000	24.000	33.633	16.817	25.867	12.933
Off	0.000	0.000	0.000	0.000	0.000	0.000
Sh 1	0.000	0.000	0.000	0.000	0.000	0.000
Sh 2	0.000	0.000	0.000	0.000	0.000	0.000
Total	48.000	24.000	33.633	16.817	25.867	12.933

Wed	Total Log Time	Hours /Day	Logged Lites On	Normlzd Lites On per Day	Logged Occ	Normlzd Occ per Day
Peak	59.400	24.000	41.367	16.714	31.467	12.714
Off	0.000	0.000	0.000	0.000	0.000	0.000
Sh 1	0.000	0.000	0.000	0.000	0.000	0.000
Sh 2	0.000	0.000	0.000	0.000	0.000	0.000
Total	59.400	24.000	41.367	16.714	31.467	12.714


Fri	Total Log Time	Hours /Day	Logged Lites On	Normlzd Lites On per Day	Logged Occ	Normlzd Occ per Day
Peak	48.000	24.000	34.167	17.083	25.600	12.800
Off	0.000	0.000	0.000	0.000	0.000	0.000
Sh 1	0.000	0.000	0.000	0.000	0.000	0.000
Sh 2	0.000	0.000	0.000	0.000	0.000	0.000
Total	48.000	24.000	34.167	17.083	25.600	12.800

	Logged Totals			Normalized Totals			% Savings
	Lites On	Occupied	Logged	Lites On	Occupied		
Peak	202.517	144.117	359.233	94.709	67.398	28.8%	
Off	0.000	0.000	0.000	0.000	0.000	0.0%	
Sh 1	0.000	0.000	0.000	0.000	0.000	0.0%	
Sh 2	0.000	0.000	0.000	0.000	0.000	0.0%	
Total	202.517	144.117	359.233	94.709	67.398	28.8%	

Normalized Data

	Sun		Mon		Tue		Wed		Thu		Fri		Sat	
	LO	Occ	LO	Occ	LO	Occ	LO	Occ	LO	Occ	LO	Occ	LO	Occ
Peak	3.358	0.367	16.817	12.933	16.808	12.875	16.714	12.714	17.067	13.290	17.083	12.800	5.233	0.783
Off Peak	0.000	0.000	0.000	0.000	0.000	0.000	0.000	0.000	0.000	0.000	0.000	0.000	0.000	0.000
Sh 1	0.000	0.000	0.000	0.000	0.000	0.000	0.000	0.000	0.000	0.000	0.000	0.000	0.000	0.000
Sh 2	0.000	0.000	0.000	0.000	0.000	0.000	0.000	0.000	0.000	0.000	0.000	0.000	0.000	0.000
Total	3.358	0.367	16.817	12.933	16.808	12.875	16.714	12.714	17.067	13.290	17.083	12.800	5.233	0.783

	Logged Totals			Normalized by Day	Normalized Weekly Totals		
	Lites On	Occupied	Logged		Lites On	Occupied	% Savings
Peak	202.517	144.117	359.233	^ ^ ^ ^	94.709	67.398	28.8%
Off Peak	0.000	0.000	0.000		0.000	0.000	0.0%
Sh 1	0.000	0.000	0.000		0.000	0.000	0.0%
Sh 2	0.000	0.000	0.000		0.000	0.000	0.0%
Total	202.517	144.117	359.233		94.709	67.398	28.8%



Hallway #3

Area type: Hallway. Logger: 21874. Time delay 10 minutes. Sample Middle School, Sample Middle School

Energy Analysis

Data by Day of Week

Sun	Total Log Time	Hours /Day	Logged Lites On	Normlzd Lites On per Day	Logged Occ	Normlzd Occ per Day
Peak	48.000	24.000	6.633	3.317	4.567	2.283
Off	0.000	0.000	0.000	0.000	0.000	0.000
Sh 1	0.000	0.000	0.000	0.000	0.000	0.000
Sh 2	0.000	0.000	0.000	0.000	0.000	0.000
Total	48.000	24.000	6.633	3.317	4.567	2.283

Tue	Total Log Time	Hours /Day	Logged Lites On	Normlzd Lites On per Day	Logged Occ	Normlzd Occ per Day
Peak	48.000	24.000	33.567	16.783	20.933	10.467
Off	0.000	0.000	0.000	0.000	0.000	0.000
Sh 1	0.000	0.000	0.000	0.000	0.000	0.000
Sh 2	0.000	0.000	0.000	0.000	0.000	0.000
Total	48.000	24.000	33.567	16.783	20.933	10.467

Thu	Total Log Time	Hours /Day	Logged Lites On	Normlzd Lites On per Day	Logged Occ	Normlzd Occ per Day
Peak	59.833	24.000	42.617	17.094	25.250	10.128
Off	0.000	0.000	0.000	0.000	0.000	0.000
Sh 1	0.000	0.000	0.000	0.000	0.000	0.000
Sh 2	0.000	0.000	0.000	0.000	0.000	0.000
Total	59.833	24.000	42.617	17.094	25.250	10.128

Sat	Total Log Time	Hours /Day	Logged Lites On	Normlzd Lites On per Day	Logged Occ	Normlzd Occ per Day
Peak	48.000	24.000	10.433	5.217	0.000	0.000
Off	0.000	0.000	0.000	0.000	0.000	0.000
Sh 1	0.000	0.000	0.000	0.000	0.000	0.000
Sh 2	0.000	0.000	0.000	0.000	0.000	0.000
Total	48.000	24.000	10.433	5.217	0.000	0.000

Mon	Total Log Time	Hours /Day	Logged Lites On	Normlzd Lites On per Day	Logged Occ	Normlzd Occ per Day
Peak	48.000	24.000	33.633	16.817	19.833	9.917
Off	0.000	0.000	0.000	0.000	0.000	0.000
Sh 1	0.000	0.000	0.000	0.000	0.000	0.000
Sh 2	0.000	0.000	0.000	0.000	0.000	0.000
Total	48.000	24.000	33.633	16.817	19.833	9.917

Wed	Total Log Time	Hours /Day	Logged Lites On	Normlzd Lites On per Day	Logged Occ	Normlzd Occ per Day
Peak	58.867	24.000	40.800	16.634	24.967	10.179
Off	0.000	0.000	0.000	0.000	0.000	0.000
Sh 1	0.000	0.000	0.000	0.000	0.000	0.000
Sh 2	0.000	0.000	0.000	0.000	0.000	0.000
Total	58.867	24.000	40.800	16.634	24.967	10.179

Fri	Total Log Time	Hours /Day	Logged Lites On	Normlzd Lites On per Day	Logged Occ	Normlzd Occ per Day
Peak	48.000	24.000	34.133	17.067	20.733	10.367
Off	0.000	0.000	0.000	0.000	0.000	0.000
Sh 1	0.000	0.000	0.000	0.000	0.000	0.000
Sh 2	0.000	0.000	0.000	0.000	0.000	0.000
Total	48.000	24.000	34.133	17.067	20.733	10.367

	Logged Totals			Normalized Totals			% Savings
	Lites On	Occupied	Logged	Lites On	Occupied		
Peak	201.817	116.283	358.700	94.522	54.462	42.4%	
Off Peak	0.000	0.000	0.000	0.000	0.000	0.0%	
Sh 1	0.000	0.000	0.000	0.000	0.000	0.0%	
Sh 2	0.000	0.000	0.000	0.000	0.000	0.0%	
Total	201.817	116.283	358.700	94.522	54.462	42.4%	

Normalized Data

	Sun		Mon		Tue		Wed		Thu		Fri		Sat	
	LO	Occ	LO	Occ	LO	Occ	LO	Occ	LO	Occ	LO	Occ	LO	Occ
Peak	3.317	2.283	16.817	9.917	16.783	10.467	16.634	10.179	17.094	10.128	17.067	10.367	5.217	0.000
Off Peak	0.000	0.000	0.000	0.000	0.000	0.000	0.000	0.000	0.000	0.000	0.000	0.000	0.000	0.000
Sh 1	0.000	0.000	0.000	0.000	0.000	0.000	0.000	0.000	0.000	0.000	0.000	0.000	0.000	0.000
Sh 2	0.000	0.000	0.000	0.000	0.000	0.000	0.000	0.000	0.000	0.000	0.000	0.000	0.000	0.000
Total	3.317	2.283	16.817	9.917	16.783	10.467	16.634	10.179	17.094	10.128	17.067	10.367	5.217	0.000

	Logged Totals			Normalized by Day	Normalized Weekly Totals		
	Lites On	Occupied	Logged		Lites On	Occupied	% Savings
Peak	201.817	116.283	358.700	^ ^ ^ ^	94.522	54.462	42.4%
Off Peak	0.000	0.000	0.000		0.000	0.000	0.0%
Sh 1	0.000	0.000	0.000		0.000	0.000	0.0%
Sh 2	0.000	0.000	0.000		0.000	0.000	0.0%
Total	201.817	116.283	358.700		94.522	54.462	42.4%



Main Office

Area type: Open Space. Group: 1. Time delay 10 minutes. Sample Middle School, Sample Middle School

Energy Analysis

Data by Day of Week

Sun	Total Log Time	Hours /Day	Logged Lites On	Normlzd Lites On per Day	Logged Occ	Normlzd Occ per Day
Peak	48.000	24.000	2.600	1.300	1.100	0.550
Off	0.000	0.000	0.000	0.000	0.000	0.000
Sh 1	0.000	0.000	0.000	0.000	0.000	0.000
Sh 2	0.000	0.000	0.000	0.000	0.000	0.000
Total	48.000	24.000	2.600	1.300	1.100	0.550

Tue	Total Log Time	Hours /Day	Logged Lites On	Normlzd Lites On per Day	Logged Occ	Normlzd Occ per Day
Peak	48.000	24.000	23.617	11.808	20.100	10.050
Off	0.000	0.000	0.000	0.000	0.000	0.000
Sh 1	0.000	0.000	0.000	0.000	0.000	0.000
Sh 2	0.000	0.000	0.000	0.000	0.000	0.000
Total	48.000	24.000	23.617	11.808	20.100	10.050

Thu	Total Log Time	Hours /Day	Logged Lites On	Normlzd Lites On per Day	Logged Occ	Normlzd Occ per Day
Peak	59.200	24.000	31.933	12.946	26.750	10.845
Off	0.000	0.000	0.000	0.000	0.000	0.000
Sh 1	0.000	0.000	0.000	0.000	0.000	0.000
Sh 2	0.000	0.000	0.000	0.000	0.000	0.000
Total	59.200	24.000	31.933	12.946	26.750	10.845

Sat	Total Log Time	Hours /Day	Logged Lites On	Normlzd Lites On per Day	Logged Occ	Normlzd Occ per Day
Peak	48.000	24.000	11.467	5.733	5.333	2.667
Off	0.000	0.000	0.000	0.000	0.000	0.000
Sh 1	0.000	0.000	0.000	0.000	0.000	0.000
Sh 2	0.000	0.000	0.000	0.000	0.000	0.000
Total	48.000	24.000	11.467	5.733	5.333	2.667

Mon	Total Log Time	Hours /Day	Logged Lites On	Normlzd Lites On per Day	Logged Occ	Normlzd Occ per Day
Peak	48.000	24.000	24.783	12.392	20.117	10.058
Off	0.000	0.000	0.000	0.000	0.000	0.000
Sh 1	0.000	0.000	0.000	0.000	0.000	0.000
Sh 2	0.000	0.000	0.000	0.000	0.000	0.000
Total	48.000	24.000	24.783	12.392	20.117	10.058

Wed	Total Log Time	Hours /Day	Logged Lites On	Normlzd Lites On per Day	Logged Occ	Normlzd Occ per Day
Peak	60.050	24.000	28.233	11.284	25.517	10.198
Off	0.000	0.000	0.000	0.000	0.000	0.000
Sh 1	0.000	0.000	0.000	0.000	0.000	0.000
Sh 2	0.000	0.000	0.000	0.000	0.000	0.000
Total	60.050	24.000	28.233	11.284	25.517	10.198


Fri	Total Log Time	Hours /Day	Logged Lites On	Normlzd Lites On per Day	Logged Occ	Normlzd Occ per Day
Peak	48.000	24.000	25.233	12.617	21.400	10.700
Off	0.000	0.000	0.000	0.000	0.000	0.000
Sh 1	0.000	0.000	0.000	0.000	0.000	0.000
Sh 2	0.000	0.000	0.000	0.000	0.000	0.000
Total	48.000	24.000	25.233	12.617	21.400	10.700

	Logged Totals			Normalized Totals			% Savings
	Lites On	Occupied	Logged	Lites On	Occupied		
Peak	147.867	120.317	359.250	69.149	56.265		18.6%
Off	0.000	0.000	0.000	0.000	0.000		0.0%
Sh 1	0.000	0.000	0.000	0.000	0.000		0.0%
Sh 2	0.000	0.000	0.000	0.000	0.000		0.0%
Total	147.867	120.317	359.250	69.149	56.265		18.6%

Normalized Data

	Sun		Mon		Tue		Wed		Thu		Fri		Sat	
	LO	Occ	LO	Occ	LO	Occ	LO	Occ	LO	Occ	LO	Occ	LO	Occ
Peak	1.300	0.550	12.392	10.058	11.808	10.050	11.284	10.198	12.946	10.845	12.617	10.700	5.733	2.667
Off Peak	0.000	0.000	0.000	0.000	0.000	0.000	0.000	0.000	0.000	0.000	0.000	0.000	0.000	0.000
Sh 1	0.000	0.000	0.000	0.000	0.000	0.000	0.000	0.000	0.000	0.000	0.000	0.000	0.000	0.000
Sh 2	0.000	0.000	0.000	0.000	0.000	0.000	0.000	0.000	0.000	0.000	0.000	0.000	0.000	0.000
Total	1.300	0.550	12.392	10.058	11.808	10.050	11.284	10.198	12.946	10.845	12.617	10.700	5.733	2.667

	Logged Totals			Normalized by Day	Normalized Weekly Totals		
	Lites On	Occupied	Logged		Lites On	Occupied	% Savings
Peak	147.867	120.317	359.250	^ ^ ^ ^	69.149	56.265	18.6%
Off Peak	0.000	0.000	0.000		0.000	0.000	0.0%
Sh 1	0.000	0.000	0.000		0.000	0.000	0.0%
Sh 2	0.000	0.000	0.000		0.000	0.000	0.0%
Total	147.867	120.317	359.250		69.149	56.265	18.6%



Mens Restroom

Area type: Restroom. Logger: 22219. Time delay 10 minutes. Sample Middle School, Sample Middle School

Energy Analysis

Data by Day of Week

Sun	Total Log Time	Hours /Day	Logged Lites On	Normlzd Lites On per Day	Logged Occ	Normlzd Occ per Day
Peak	48.000	24.000	34.100	17.050	0.500	0.250
Off	0.000	0.000	0.000	0.000	0.000	0.000
Sh 1	0.000	0.000	0.000	0.000	0.000	0.000
Sh 2	0.000	0.000	0.000	0.000	0.000	0.000
Total	48.000	24.000	34.100	17.050	0.500	0.250

Tue	Total Log Time	Hours /Day	Logged Lites On	Normlzd Lites On per Day	Logged Occ	Normlzd Occ per Day
Peak	48.000	24.000	47.167	23.583	7.133	3.567
Off	0.000	0.000	0.000	0.000	0.000	0.000
Sh 1	0.000	0.000	0.000	0.000	0.000	0.000
Sh 2	0.000	0.000	0.000	0.000	0.000	0.000
Total	48.000	24.000	47.167	23.583	7.133	3.567

Thu	Total Log Time	Hours /Day	Logged Lites On	Normlzd Lites On per Day	Logged Occ	Normlzd Occ per Day
Peak	59.267	24.000	43.583	17.649	9.167	3.712
Off	0.000	0.000	0.000	0.000	0.000	0.000
Sh 1	0.000	0.000	0.000	0.000	0.000	0.000
Sh 2	0.000	0.000	0.000	0.000	0.000	0.000
Total	59.267	24.000	43.583	17.649	9.167	3.712

Sat	Total Log Time	Hours /Day	Logged Lites On	Normlzd Lites On per Day	Logged Occ	Normlzd Occ per Day
Peak	48.000	24.000	48.000	24.000	0.633	0.317
Off	0.000	0.000	0.000	0.000	0.000	0.000
Sh 1	0.000	0.000	0.000	0.000	0.000	0.000
Sh 2	0.000	0.000	0.000	0.000	0.000	0.000
Total	48.000	24.000	48.000	24.000	0.633	0.317

Mon	Total Log Time	Hours /Day	Logged Lites On	Normlzd Lites On per Day	Logged Occ	Normlzd Occ per Day
Peak	48.000	24.000	40.933	20.467	7.800	3.900
Off	0.000	0.000	0.000	0.000	0.000	0.000
Sh 1	0.000	0.000	0.000	0.000	0.000	0.000
Sh 2	0.000	0.000	0.000	0.000	0.000	0.000
Total	48.000	24.000	40.933	20.467	7.800	3.900

Wed	Total Log Time	Hours /Day	Logged Lites On	Normlzd Lites On per Day	Logged Occ	Normlzd Occ per Day
Peak	59.933	24.000	52.067	20.850	7.167	2.870
Off	0.000	0.000	0.000	0.000	0.000	0.000
Sh 1	0.000	0.000	0.000	0.000	0.000	0.000
Sh 2	0.000	0.000	0.000	0.000	0.000	0.000
Total	59.933	24.000	52.067	20.850	7.167	2.870

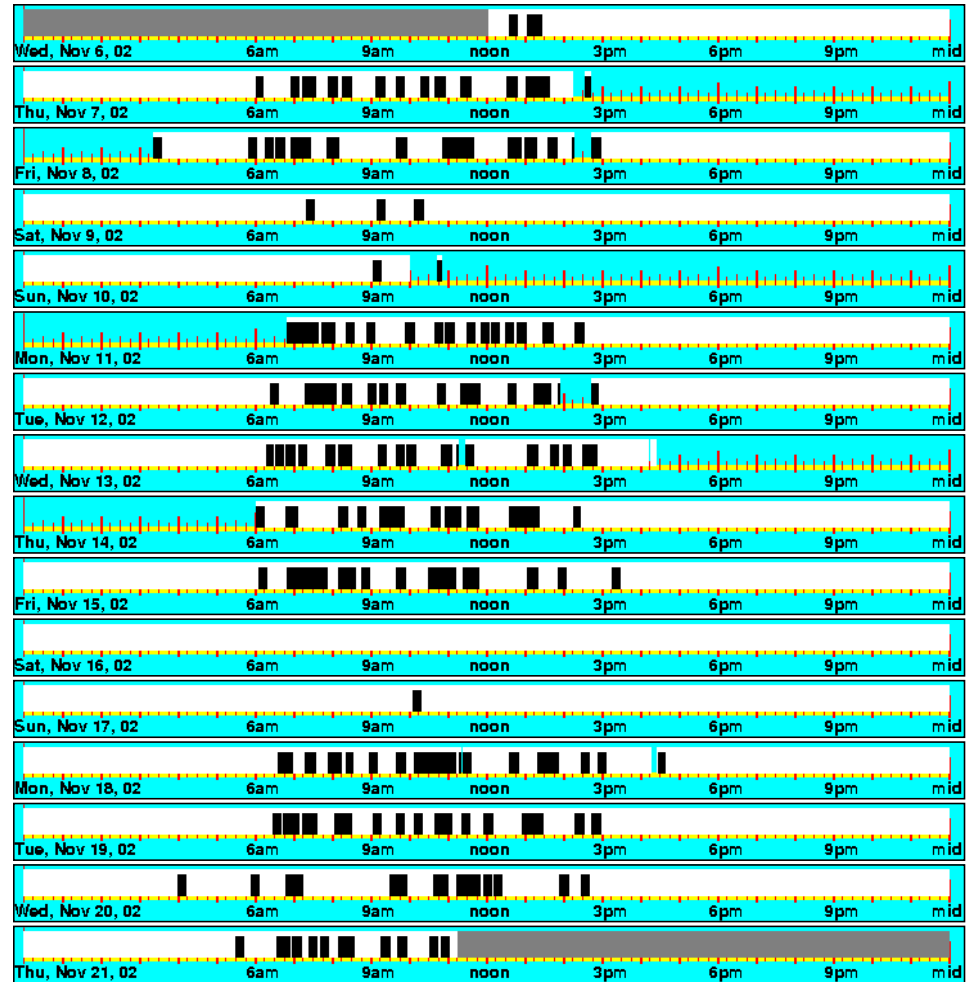
Fri	Total Log Time	Hours /Day	Logged Lites On	Normlzd Lites On per Day	Logged Occ	Normlzd Occ per Day
Peak	48.000	24.000	44.167	22.083	7.633	3.817
Off	0.000	0.000	0.000	0.000	0.000	0.000
Sh 1	0.000	0.000	0.000	0.000	0.000	0.000
Sh 2	0.000	0.000	0.000	0.000	0.000	0.000
Total	48.000	24.000	44.167	22.083	7.633	3.817

	Logged Totals			Normalized Totals			% Savings
	Lites On	Occupied	Logged	Lites On	Occupied		
Peak	310.017	40.033	359.200	144.997	18.724	18.724	87.1%
Off	0.000	0.000	0.000	0.000	0.000	0.000	0.0%
Sh 1	0.000	0.000	0.000	0.000	0.000	0.000	0.0%
Sh 2	0.000	0.000	0.000	0.000	0.000	0.000	0.0%
Total	310.017	40.033	359.200	144.997	18.724	18.724	87.1%

Normalized Data

	Sun		Mon		Tue		Wed		Thu		Fri		Sat	
	LO	Occ	LO	Occ	LO	Occ	LO	Occ	LO	Occ	LO	Occ	LO	Occ
Peak	17.050	0.250	20.467	3.900	23.583	3.567	20.850	2.870	17.649	3.712	22.083	3.817	24.000	0.317
Off Peak	0.000	0.000	0.000	0.000	0.000	0.000	0.000	0.000	0.000	0.000	0.000	0.000	0.000	0.000
Sh 1	0.000	0.000	0.000	0.000	0.000	0.000	0.000	0.000	0.000	0.000	0.000	0.000	0.000	0.000
Sh 2	0.000	0.000	0.000	0.000	0.000	0.000	0.000	0.000	0.000	0.000	0.000	0.000	0.000	0.000
Total	17.050	0.250	20.467	3.900	23.583	3.567	20.850	2.870	17.649	3.712	22.083	3.817	24.000	0.317

	Logged Totals			Normalized by Day	Normalized Weekly Totals		
	Lites On	Occupied	Logged		Lites On	Occupied	% Savings
Peak	310.017	40.033	359.200	^ ^ ^ ^	144.997	18.724	87.1%
Off Peak	0.000	0.000	0.000		0.000	0.000	0.0%
Sh 1	0.000	0.000	0.000		0.000	0.000	0.0%
Sh 2	0.000	0.000	0.000		0.000	0.000	0.0%
Total	310.017	40.033	359.200		144.997	18.724	87.1%



Office

Area type: Private Office. Logger: 22345. Time delay 10 minutes. Sample Middle School, Sample Middle School

Energy Analysis

Data by Day of Week

Sun	Total Log Time	Hours /Day	Logged Lites On	Normlzd Lites On per Day	Logged Occ	Normlzd Occ per Day
Peak	48.000	24.000	0.000	0.000	0.000	0.000
Off	0.000	0.000	0.000	0.000	0.000	0.000
Sh 1	0.000	0.000	0.000	0.000	0.000	0.000
Sh 2	0.000	0.000	0.000	0.000	0.000	0.000
Total	48.000	24.000	0.000	0.000	0.000	0.000

Tue	Total Log Time	Hours /Day	Logged Lites On	Normlzd Lites On per Day	Logged Occ	Normlzd Occ per Day
Peak	48.000	24.000	23.800	11.900	15.867	7.933
Off	0.000	0.000	0.000	0.000	0.000	0.000
Sh 1	0.000	0.000	0.000	0.000	0.000	0.000
Sh 2	0.000	0.000	0.000	0.000	0.000	0.000
Total	48.000	24.000	23.800	11.900	15.867	7.933

Thu	Total Log Time	Hours /Day	Logged Lites On	Normlzd Lites On per Day	Logged Occ	Normlzd Occ per Day
Peak	60.100	24.000	27.050	10.802	17.150	6.849
Off	0.000	0.000	0.000	0.000	0.000	0.000
Sh 1	0.000	0.000	0.000	0.000	0.000	0.000
Sh 2	0.000	0.000	0.000	0.000	0.000	0.000
Total	60.100	24.000	27.050	10.802	17.150	6.849

Sat	Total Log Time	Hours /Day	Logged Lites On	Normlzd Lites On per Day	Logged Occ	Normlzd Occ per Day
Peak	48.000	24.000	14.900	7.450	3.867	1.933
Off	0.000	0.000	0.000	0.000	0.000	0.000
Sh 1	0.000	0.000	0.000	0.000	0.000	0.000
Sh 2	0.000	0.000	0.000	0.000	0.000	0.000
Total	48.000	24.000	14.900	7.450	3.867	1.933

Mon	Total Log Time	Hours /Day	Logged Lites On	Normlzd Lites On per Day	Logged Occ	Normlzd Occ per Day
Peak	48.000	24.000	19.700	9.850	18.033	9.017
Off	0.000	0.000	0.000	0.000	0.000	0.000
Sh 1	0.000	0.000	0.000	0.000	0.000	0.000
Sh 2	0.000	0.000	0.000	0.000	0.000	0.000
Total	48.000	24.000	19.700	9.850	18.033	9.017

Wed	Total Log Time	Hours /Day	Logged Lites On	Normlzd Lites On per Day	Logged Occ	Normlzd Occ per Day
Peak	58.650	24.000	20.433	8.361	16.733	6.847
Off	0.000	0.000	0.000	0.000	0.000	0.000
Sh 1	0.000	0.000	0.000	0.000	0.000	0.000
Sh 2	0.000	0.000	0.000	0.000	0.000	0.000
Total	58.650	24.000	20.433	8.361	16.733	6.847


Fri	Total Log Time	Hours /Day	Logged Lites On	Normlzd Lites On per Day	Logged Occ	Normlzd Occ per Day
Peak	48.000	24.000	27.200	13.600	16.400	8.200
Off	0.000	0.000	0.000	0.000	0.000	0.000
Sh 1	0.000	0.000	0.000	0.000	0.000	0.000
Sh 2	0.000	0.000	0.000	0.000	0.000	0.000
Total	48.000	24.000	27.200	13.600	16.400	8.200

	Logged Totals			Normalized Totals			% Savings
	Lites On	Occupied	Logged	Lites On	Occupied		
Peak	133.083	88.050	358.750	62.322	41.233	33.8%	
Off Peak	0.000	0.000	0.000	0.000	0.000	0.0%	
Sh 1	0.000	0.000	0.000	0.000	0.000	0.0%	
Sh 2	0.000	0.000	0.000	0.000	0.000	0.0%	
Total	133.083	88.050	358.750	62.322	41.233	33.8%	

Normalized Data

	Sun		Mon		Tue		Wed		Thu		Fri		Sat	
	LO	Occ	LO	Occ	LO	Occ	LO	Occ	LO	Occ	LO	Occ	LO	Occ
Peak	0.000	0.000	9.850	9.017	11.900	7.933	8.361	6.847	10.802	6.849	13.600	8.200	7.450	1.933
Off Peak	0.000	0.000	0.000	0.000	0.000	0.000	0.000	0.000	0.000	0.000	0.000	0.000	0.000	0.000
Sh 1	0.000	0.000	0.000	0.000	0.000	0.000	0.000	0.000	0.000	0.000	0.000	0.000	0.000	0.000
Sh 2	0.000	0.000	0.000	0.000	0.000	0.000	0.000	0.000	0.000	0.000	0.000	0.000	0.000	0.000
Total	0.000	0.000	9.850	9.017	11.900	7.933	8.361	6.847	10.802	6.849	13.600	8.200	7.450	1.933

	Logged Totals			Normalized by Day	Normalized Weekly Totals		
	Lites On	Occupied	Logged		Lites On	Occupied	% Savings
Peak	133.083	88.050	358.750	^ ^ ^ ^	62.322	41.233	33.8%
Off Peak	0.000	0.000	0.000		0.000	0.000	0.0%
Sh 1	0.000	0.000	0.000		0.000	0.000	0.0%
Sh 2	0.000	0.000	0.000		0.000	0.000	0.0%
Total	133.083	88.050	358.750		62.322	41.233	33.8%



Office 2D

Area type: Private Office. Logger: 22076. Time delay 10 minutes. Sample Middle School, Sample Middle School

Energy Analysis

Data by Day of Week

Sun	Total Log Time	Hours /Day	Logged Lites On	Normlzd Lites On per Day	Logged Occ	Normlzd Occ per Day
Peak	48.000	24.000	0.000	0.000	0.000	0.000
Off	0.000	0.000	0.000	0.000	0.000	0.000
Sh 1	0.000	0.000	0.000	0.000	0.000	0.000
Sh 2	0.000	0.000	0.000	0.000	0.000	0.000
Total	48.000	24.000	0.000	0.000	0.000	0.000

Tue	Total Log Time	Hours /Day	Logged Lites On	Normlzd Lites On per Day	Logged Occ	Normlzd Occ per Day
Peak	48.000	24.000	22.033	11.017	15.367	7.683
Off	0.000	0.000	0.000	0.000	0.000	0.000
Sh 1	0.000	0.000	0.000	0.000	0.000	0.000
Sh 2	0.000	0.000	0.000	0.000	0.000	0.000
Total	48.000	24.000	22.033	11.017	15.367	7.683

Thu	Total Log Time	Hours /Day	Logged Lites On	Normlzd Lites On per Day	Logged Occ	Normlzd Occ per Day
Peak	60.100	24.000	32.050	12.799	19.900	7.947
Off	0.000	0.000	0.000	0.000	0.000	0.000
Sh 1	0.000	0.000	0.000	0.000	0.000	0.000
Sh 2	0.000	0.000	0.000	0.000	0.000	0.000
Total	60.100	24.000	32.050	12.799	19.900	7.947

Sat	Total Log Time	Hours /Day	Logged Lites On	Normlzd Lites On per Day	Logged Occ	Normlzd Occ per Day
Peak	48.000	24.000	0.000	0.000	0.000	0.000
Off	0.000	0.000	0.000	0.000	0.000	0.000
Sh 1	0.000	0.000	0.000	0.000	0.000	0.000
Sh 2	0.000	0.000	0.000	0.000	0.000	0.000
Total	48.000	24.000	0.000	0.000	0.000	0.000

Mon	Total Log Time	Hours /Day	Logged Lites On	Normlzd Lites On per Day	Logged Occ	Normlzd Occ per Day
Peak	48.000	24.000	24.133	12.067	14.300	7.150
Off	0.000	0.000	0.000	0.000	0.000	0.000
Sh 1	0.000	0.000	0.000	0.000	0.000	0.000
Sh 2	0.000	0.000	0.000	0.000	0.000	0.000
Total	48.000	24.000	24.133	12.067	14.300	7.150

Wed	Total Log Time	Hours /Day	Logged Lites On	Normlzd Lites On per Day	Logged Occ	Normlzd Occ per Day
Peak	58.650	24.000	32.350	13.238	16.833	6.888
Off	0.000	0.000	0.000	0.000	0.000	0.000
Sh 1	0.000	0.000	0.000	0.000	0.000	0.000
Sh 2	0.000	0.000	0.000	0.000	0.000	0.000
Total	58.650	24.000	32.350	13.238	16.833	6.888

Fri	Total Log Time	Hours /Day	Logged Lites On	Normlzd Lites On per Day	Logged Occ	Normlzd Occ per Day
Peak	48.000	24.000	22.900	11.450	13.267	6.633
Off	0.000	0.000	0.000	0.000	0.000	0.000
Sh 1	0.000	0.000	0.000	0.000	0.000	0.000
Sh 2	0.000	0.000	0.000	0.000	0.000	0.000
Total	48.000	24.000	22.900	11.450	13.267	6.633

	Logged Totals			Normalized Totals		
	Lites On	Occupied	Logged	Lites On	Occupied	% Savings
Peak	133.467	79.667	358.750	62.501	37.307	40.3%
Off Peak	0.000	0.000	0.000	0.000	0.000	0.0%
Sh 1	0.000	0.000	0.000	0.000	0.000	0.0%
Sh 2	0.000	0.000	0.000	0.000	0.000	0.0%
Total	133.467	79.667	358.750	62.501	37.307	40.3%

Normalized Data

	Sun		Mon		Tue		Wed		Thu		Fri		Sat	
	LO	Occ	LO	Occ	LO	Occ	LO	Occ	LO	Occ	LO	Occ	LO	Occ
Peak	0.000	0.000	12.067	7.150	11.017	7.683	13.238	6.888	12.799	7.947	11.450	6.633	0.000	0.000
Off Peak	0.000	0.000	0.000	0.000	0.000	0.000	0.000	0.000	0.000	0.000	0.000	0.000	0.000	0.000
Sh 1	0.000	0.000	0.000	0.000	0.000	0.000	0.000	0.000	0.000	0.000	0.000	0.000	0.000	0.000
Sh 2	0.000	0.000	0.000	0.000	0.000	0.000	0.000	0.000	0.000	0.000	0.000	0.000	0.000	0.000
Total	0.000	0.000	12.067	7.150	11.017	7.683	13.238	6.888	12.799	7.947	11.450	6.633	0.000	0.000

	Logged Totals			Normalized by Day	Normalized Weekly Totals		
	Lites On	Occupied	Logged		Lites On	Occupied	% Savings
Peak	133.467	79.667	358.750	^ ^ ^ ^	62.501	37.307	40.3%
Off Peak	0.000	0.000	0.000		0.000	0.000	0.0%
Sh 1	0.000	0.000	0.000		0.000	0.000	0.0%
Sh 2	0.000	0.000	0.000		0.000	0.000	0.0%
Total	133.467	79.667	358.750		62.501	37.307	40.3%



Principal Secretary

Area type: Private Office. Logger: 21870. Time delay 10 minutes. Sample Middle School, Sample Middle School

Energy Analysis

Data by Day of Week

Sun	Total Log Time	Hours /Day	Logged Lites On	Normlzd Lites On per Day	Logged Occ	Normlzd Occ per Day
Peak	48.000	24.000	0.033	0.017	0.033	0.017
Off	0.000	0.000	0.000	0.000	0.000	0.000
Sh 1	0.000	0.000	0.000	0.000	0.000	0.000
Sh 2	0.000	0.000	0.000	0.000	0.000	0.000
Total	48.000	24.000	0.033	0.017	0.033	0.017

Tue	Total Log Time	Hours /Day	Logged Lites On	Normlzd Lites On per Day	Logged Occ	Normlzd Occ per Day
Peak	48.000	24.000	10.367	5.183	9.367	4.683
Off	0.000	0.000	0.000	0.000	0.000	0.000
Sh 1	0.000	0.000	0.000	0.000	0.000	0.000
Sh 2	0.000	0.000	0.000	0.000	0.000	0.000
Total	48.000	24.000	10.367	5.183	9.367	4.683

Thu	Total Log Time	Hours /Day	Logged Lites On	Normlzd Lites On per Day	Logged Occ	Normlzd Occ per Day
Peak	59.250	24.000	15.567	6.305	13.833	5.603
Off	0.000	0.000	0.000	0.000	0.000	0.000
Sh 1	0.000	0.000	0.000	0.000	0.000	0.000
Sh 2	0.000	0.000	0.000	0.000	0.000	0.000
Total	59.250	24.000	15.567	6.305	13.833	5.603

Sat	Total Log Time	Hours /Day	Logged Lites On	Normlzd Lites On per Day	Logged Occ	Normlzd Occ per Day
Peak	48.000	24.000	0.000	0.000	0.000	0.000
Off	0.000	0.000	0.000	0.000	0.000	0.000
Sh 1	0.000	0.000	0.000	0.000	0.000	0.000
Sh 2	0.000	0.000	0.000	0.000	0.000	0.000
Total	48.000	24.000	0.000	0.000	0.000	0.000

Mon	Total Log Time	Hours /Day	Logged Lites On	Normlzd Lites On per Day	Logged Occ	Normlzd Occ per Day
Peak	48.000	24.000	14.400	7.200	12.767	6.383
Off	0.000	0.000	0.000	0.000	0.000	0.000
Sh 1	0.000	0.000	0.000	0.000	0.000	0.000
Sh 2	0.000	0.000	0.000	0.000	0.000	0.000
Total	48.000	24.000	14.400	7.200	12.767	6.383

Wed	Total Log Time	Hours /Day	Logged Lites On	Normlzd Lites On per Day	Logged Occ	Normlzd Occ per Day
Peak	59.967	24.000	16.333	6.537	15.567	6.230
Off	0.000	0.000	0.000	0.000	0.000	0.000
Sh 1	0.000	0.000	0.000	0.000	0.000	0.000
Sh 2	0.000	0.000	0.000	0.000	0.000	0.000
Total	59.967	24.000	16.333	6.537	15.567	6.230


Fri	Total Log Time	Hours /Day	Logged Lites On	Normlzd Lites On per Day	Logged Occ	Normlzd Occ per Day
Peak	48.000	24.000	13.933	6.967	12.667	6.333
Off	0.000	0.000	0.000	0.000	0.000	0.000
Sh 1	0.000	0.000	0.000	0.000	0.000	0.000
Sh 2	0.000	0.000	0.000	0.000	0.000	0.000
Total	48.000	24.000	13.933	6.967	12.667	6.333

	Logged Totals			Normalized Totals			% Savings
	Lites On	Occupied	Logged	Lites On	Occupied		
Peak	70.633	64.233	359.217	33.034	30.041		9.1%
Off Peak	0.000	0.000	0.000	0.000	0.000		0.0%
Sh 1	0.000	0.000	0.000	0.000	0.000		0.0%
Sh 2	0.000	0.000	0.000	0.000	0.000		0.0%
Total	70.633	64.233	359.217	33.034	30.041		9.1%

Normalized Data

	Sun		Mon		Tue		Wed		Thu		Fri		Sat	
	LO	Occ	LO	Occ	LO	Occ	LO	Occ	LO	Occ	LO	Occ	LO	Occ
Peak	0.017	0.017	7.200	6.383	5.183	4.683	6.537	6.230	6.305	5.603	6.967	6.333	0.000	0.000
Off Peak	0.000	0.000	0.000	0.000	0.000	0.000	0.000	0.000	0.000	0.000	0.000	0.000	0.000	0.000
Sh 1	0.000	0.000	0.000	0.000	0.000	0.000	0.000	0.000	0.000	0.000	0.000	0.000	0.000	0.000
Sh 2	0.000	0.000	0.000	0.000	0.000	0.000	0.000	0.000	0.000	0.000	0.000	0.000	0.000	0.000
Total	0.017	0.017	7.200	6.383	5.183	4.683	6.537	6.230	6.305	5.603	6.967	6.333	0.000	0.000

	Logged Totals			Normalized by Day	Normalized Weekly Totals		
	Lites On	Occupied	Logged		Lites On	Occupied	% Savings
Peak	70.633	64.233	359.217	^ ^ ^ ^	33.034	30.041	9.1%
Off Peak	0.000	0.000	0.000		0.000	0.000	0.0%
Sh 1	0.000	0.000	0.000		0.000	0.000	0.0%
Sh 2	0.000	0.000	0.000		0.000	0.000	0.0%
Total	70.633	64.233	359.217		33.034	30.041	9.1%



Storage

Area type: Storage. Logger: 21868. Time delay 10 minutes. Sample Middle School, Sample Middle School

Energy Analysis

Data by Day of Week

Sun	Total Log Time	Hours /Day	Logged Lites On	Normlzd Lites On per Day	Logged Occ	Normlzd Occ per Day
Peak	48.000	24.000	0.000	0.000	0.000	0.000
Off	0.000	0.000	0.000	0.000	0.000	0.000
Sh 1	0.000	0.000	0.000	0.000	0.000	0.000
Sh 2	0.000	0.000	0.000	0.000	0.000	0.000
Total	48.000	24.000	0.000	0.000	0.000	0.000

Tue	Total Log Time	Hours /Day	Logged Lites On	Normlzd Lites On per Day	Logged Occ	Normlzd Occ per Day
Peak	48.000	24.000	6.500	3.250	3.633	1.817
Off	0.000	0.000	0.000	0.000	0.000	0.000
Sh 1	0.000	0.000	0.000	0.000	0.000	0.000
Sh 2	0.000	0.000	0.000	0.000	0.000	0.000
Total	48.000	24.000	6.500	3.250	3.633	1.817

Thu	Total Log Time	Hours /Day	Logged Lites On	Normlzd Lites On per Day	Logged Occ	Normlzd Occ per Day
Peak	59.950	24.000	25.717	10.295	16.883	6.759
Off	0.000	0.000	0.000	0.000	0.000	0.000
Sh 1	0.000	0.000	0.000	0.000	0.000	0.000
Sh 2	0.000	0.000	0.000	0.000	0.000	0.000
Total	59.950	24.000	25.717	10.295	16.883	6.759

Sat	Total Log Time	Hours /Day	Logged Lites On	Normlzd Lites On per Day	Logged Occ	Normlzd Occ per Day
Peak	48.000	24.000	0.000	0.000	0.000	0.000
Off	0.000	0.000	0.000	0.000	0.000	0.000
Sh 1	0.000	0.000	0.000	0.000	0.000	0.000
Sh 2	0.000	0.000	0.000	0.000	0.000	0.000
Total	48.000	24.000	0.000	0.000	0.000	0.000

Mon	Total Log Time	Hours /Day	Logged Lites On	Normlzd Lites On per Day	Logged Occ	Normlzd Occ per Day
Peak	48.000	24.000	13.733	6.867	9.967	4.983
Off	0.000	0.000	0.000	0.000	0.000	0.000
Sh 1	0.000	0.000	0.000	0.000	0.000	0.000
Sh 2	0.000	0.000	0.000	0.000	0.000	0.000
Total	48.000	24.000	13.733	6.867	9.967	4.983

Wed	Total Log Time	Hours /Day	Logged Lites On	Normlzd Lites On per Day	Logged Occ	Normlzd Occ per Day
Peak	58.617	24.000	13.367	5.473	9.600	3.931
Off	0.000	0.000	0.000	0.000	0.000	0.000
Sh 1	0.000	0.000	0.000	0.000	0.000	0.000
Sh 2	0.000	0.000	0.000	0.000	0.000	0.000
Total	58.617	24.000	13.367	5.473	9.600	3.931


Fri	Total Log Time	Hours /Day	Logged Lites On	Normlzd Lites On per Day	Logged Occ	Normlzd Occ per Day
Peak	48.000	24.000	6.933	3.467	5.733	2.867
Off	0.000	0.000	0.000	0.000	0.000	0.000
Sh 1	0.000	0.000	0.000	0.000	0.000	0.000
Sh 2	0.000	0.000	0.000	0.000	0.000	0.000
Total	48.000	24.000	6.933	3.467	5.733	2.867

	Logged Totals			Normalized Totals			% Savings
	Lites On	Occupied	Logged	Lites On	Occupied		
Peak	66.250	45.817	358.567	31.040	21.467		30.8%
Off Peak	0.000	0.000	0.000	0.000	0.000		0.0%
Sh 1	0.000	0.000	0.000	0.000	0.000		0.0%
Sh 2	0.000	0.000	0.000	0.000	0.000		0.0%
Total	66.250	45.817	358.567	31.040	21.467		30.8%

Normalized Data

	Sun		Mon		Tue		Wed		Thu		Fri		Sat	
	LO	Occ	LO	Occ	LO	Occ	LO	Occ	LO	Occ	LO	Occ	LO	Occ
Peak	0.000	0.000	6.867	4.983	3.250	1.817	5.473	3.931	10.295	6.759	3.467	2.867	0.000	0.000
Off Peak	0.000	0.000	0.000	0.000	0.000	0.000	0.000	0.000	0.000	0.000	0.000	0.000	0.000	0.000
Sh 1	0.000	0.000	0.000	0.000	0.000	0.000	0.000	0.000	0.000	0.000	0.000	0.000	0.000	0.000
Sh 2	0.000	0.000	0.000	0.000	0.000	0.000	0.000	0.000	0.000	0.000	0.000	0.000	0.000	0.000
Total	0.000	0.000	6.867	4.983	3.250	1.817	5.473	3.931	10.295	6.759	3.467	2.867	0.000	0.000

	Logged Totals			Normalized by Day	Normalized Weekly Totals		
	Lites On	Occupied	Logged		Lites On	Occupied	% Savings
Peak	66.250	45.817	358.567	^ ^ ^ ^	31.040	21.467	30.8%
Off Peak	0.000	0.000	0.000		0.000	0.000	0.0%
Sh 1	0.000	0.000	0.000		0.000	0.000	0.0%
Sh 2	0.000	0.000	0.000		0.000	0.000	0.0%
Total	66.250	45.817	358.567		31.040	21.467	30.8%



Womens Restroom

Area type: Restroom. Logger: 22348. Time delay 10 minutes. Sample Middle School, Sample Middle School

Energy Analysis

Data by Day of Week

Sun	Total Log Time	Hours /Day	Logged Lites On	Normlzd Lites On per Day	Logged Occ	Normlzd Occ per Day
Peak	48.000	24.000	20.667	10.333	0.433	0.217
Off	0.000	0.000	0.000	0.000	0.000	0.000
Sh 1	0.000	0.000	0.000	0.000	0.000	0.000
Sh 2	0.000	0.000	0.000	0.000	0.000	0.000
Total	48.000	24.000	20.667	10.333	0.433	0.217

Tue	Total Log Time	Hours /Day	Logged Lites On	Normlzd Lites On per Day	Logged Occ	Normlzd Occ per Day
Peak	48.000	24.000	40.683	20.342	12.967	6.483
Off	0.000	0.000	0.000	0.000	0.000	0.000
Sh 1	0.000	0.000	0.000	0.000	0.000	0.000
Sh 2	0.000	0.000	0.000	0.000	0.000	0.000
Total	48.000	24.000	40.683	20.342	12.967	6.483

Thu	Total Log Time	Hours /Day	Logged Lites On	Normlzd Lites On per Day	Logged Occ	Normlzd Occ per Day
Peak	59.283	24.000	59.267	23.993	17.700	7.166
Off	0.000	0.000	0.000	0.000	0.000	0.000
Sh 1	0.000	0.000	0.000	0.000	0.000	0.000
Sh 2	0.000	0.000	0.000	0.000	0.000	0.000
Total	59.283	24.000	59.267	23.993	17.700	7.166

Sat	Total Log Time	Hours /Day	Logged Lites On	Normlzd Lites On per Day	Logged Occ	Normlzd Occ per Day
Peak	48.000	24.000	48.000	24.000	0.433	0.217
Off	0.000	0.000	0.000	0.000	0.000	0.000
Sh 1	0.000	0.000	0.000	0.000	0.000	0.000
Sh 2	0.000	0.000	0.000	0.000	0.000	0.000
Total	48.000	24.000	48.000	24.000	0.433	0.217

Mon	Total Log Time	Hours /Day	Logged Lites On	Normlzd Lites On per Day	Logged Occ	Normlzd Occ per Day
Peak	48.000	24.000	36.100	18.050	11.567	5.783
Off	0.000	0.000	0.000	0.000	0.000	0.000
Sh 1	0.000	0.000	0.000	0.000	0.000	0.000
Sh 2	0.000	0.000	0.000	0.000	0.000	0.000
Total	48.000	24.000	36.100	18.050	11.567	5.783

Wed	Total Log Time	Hours /Day	Logged Lites On	Normlzd Lites On per Day	Logged Occ	Normlzd Occ per Day
Peak	59.917	24.000	54.000	21.630	14.633	5.861
Off	0.000	0.000	0.000	0.000	0.000	0.000
Sh 1	0.000	0.000	0.000	0.000	0.000	0.000
Sh 2	0.000	0.000	0.000	0.000	0.000	0.000
Total	59.917	24.000	54.000	21.630	14.633	5.861

Fri	Total Log Time	Hours /Day	Logged Lites On	Normlzd Lites On per Day	Logged Occ	Normlzd Occ per Day
Peak	48.000	24.000	48.000	24.000	13.167	6.583
Off	0.000	0.000	0.000	0.000	0.000	0.000
Sh 1	0.000	0.000	0.000	0.000	0.000	0.000
Sh 2	0.000	0.000	0.000	0.000	0.000	0.000
Total	48.000	24.000	48.000	24.000	13.167	6.583

Logged Totals			Normalized Totals			
Peak	Lites On	Occupied	Logged	Lites On	Occupied	% Savings
Peak	306.717	70.900	359.200	143.453	33.160	76.9%
Off	0.000	0.000	0.000	0.000	0.000	0.0%
Sh 1	0.000	0.000	0.000	0.000	0.000	0.0%
Sh 2	0.000	0.000	0.000	0.000	0.000	0.0%
Total	306.717	70.900	359.200	143.453	33.160	76.9%

Normalized Data

	Sun		Mon		Tue		Wed		Thu		Fri		Sat	
	LO	Occ	LO	Occ	LO	Occ	LO	Occ	LO	Occ	LO	Occ	LO	Occ
Peak	10.333	0.217	18.050	5.783	20.342	6.483	21.630	5.861	23.993	7.166	24.000	6.583	24.000	0.217
Off Peak	0.000	0.000	0.000	0.000	0.000	0.000	0.000	0.000	0.000	0.000	0.000	0.000	0.000	0.000
Sh 1	0.000	0.000	0.000	0.000	0.000	0.000	0.000	0.000	0.000	0.000	0.000	0.000	0.000	0.000
Sh 2	0.000	0.000	0.000	0.000	0.000	0.000	0.000	0.000	0.000	0.000	0.000	0.000	0.000	0.000
Total	10.333	0.217	18.050	5.783	20.342	6.483	21.630	5.861	23.993	7.166	24.000	6.583	24.000	0.217

	Logged Totals			Normalized by Day	Normalized Weekly Totals		
	Lites On	Occupied	Logged		Lites On	Occupied	% Savings
Peak	306.717	70.900	359.200	^ ^ ^ ^	143.453	33.160	76.9%
Off Peak	0.000	0.000	0.000		0.000	0.000	0.0%
Sh 1	0.000	0.000	0.000		0.000	0.000	0.0%
Sh 2	0.000	0.000	0.000		0.000	0.000	0.0%
Total	306.717	70.900	359.200		143.453	33.160	76.9%

