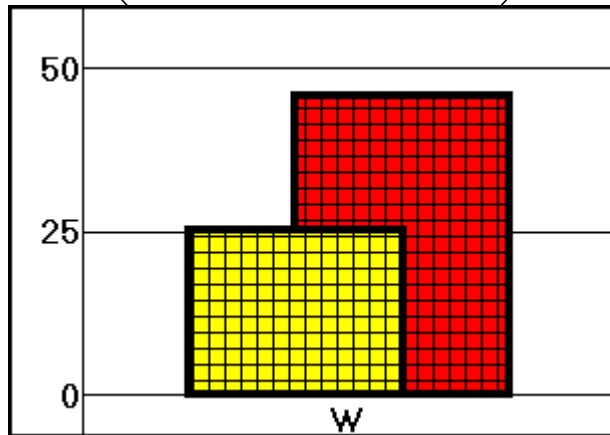


Area Type Averages

Sample Warehouse, Sample Warehouse-080805

Area Type Averages				Normalized Weekly Lights On					Normalized Weekly Occupied					
Area Type		Qty	Watts	Peak	Off	Shldr 1	Shldr 2	Total	Peak	Off	Shldr 1	Shldr 2	Total	% sav
Warehouse	W	18	100	45.84	0.00	0.00	0.00	45.84	25.35	0.00	0.00	0.00	25.35	44.70%
Building Average			1800	45.84	0.00			45.84	25.35	0.00			25.35	44.70%



Hours per Week for each Area Type

Data Logger Detail for Sample Warehouse, Sample Warehouse-080805

All Loggers Listed			Hours Installed					Lights On					Occupied						
Logger	Room Location	Ty	Total	Peak	Off	Shldr 1	Shldr 2	Installed	Removed	Peak	Off	Shldr 1	Shldr 2	Total	Peak	Off	Shldr 1	Shldr 2	Total
24693	1A	W	1328.93	1328.93	0.00	0.00	0.00	1/07/05 12:00 AM	3/03/05 8:55 AM	95.12	0.00	0.00	0.00	95.12	48.60	0.00	0.00	0.00	48.60
22944	1B	W	1328.90	1328.90	0.00	0.00	0.00	1/07/05 12:00 AM	3/03/05 8:53 AM	246.62	0.00	0.00	0.00	246.62	68.68	0.00	0.00	0.00	68.68
24695	1C	W	1328.97	1328.97	0.00	0.00	0.00	1/07/05 12:00 AM	3/03/05 8:57 AM	152.27	0.00	0.00	0.00	152.27	149.40	0.00	0.00	0.00	149.40
22971	1D	W	1328.87	1328.87	0.00	0.00	0.00	1/07/05 12:00 AM	3/03/05 8:51 AM	644.75	0.00	0.00	0.00	644.75	270.57	0.00	0.00	0.00	270.57
24698	1E	W	1328.92	1328.92	0.00	0.00	0.00	1/07/05 12:00 AM	3/03/05 8:54 AM	648.05	0.00	0.00	0.00	648.05	432.30	0.00	0.00	0.00	432.30
22952	1F	W	1328.85	1328.85	0.00	0.00	0.00	1/07/05 12:00 AM	3/03/05 8:50 AM	243.80	0.00	0.00	0.00	243.80	223.28	0.00	0.00	0.00	223.28
21660	1G	W	1328.80	1328.80	0.00	0.00	0.00	1/07/05 12:00 AM	3/03/05 8:47 AM	972.08	0.00	0.00	0.00	972.08	533.48	0.00	0.00	0.00	533.48
21248	1H	W	1328.62	1328.62	0.00	0.00	0.00	1/07/05 12:00 AM	3/03/05 8:36 AM	592.00	0.00	0.00	0.00	592.00	306.00	0.00	0.00	0.00	306.00
21271	1I	W	1328.68	1328.68	0.00	0.00	0.00	1/07/05 12:00 AM	3/03/05 8:40 AM	381.65	0.00	0.00	0.00	381.65	304.35	0.00	0.00	0.00	304.35
20570	1J	W	1328.67	1328.67	0.00	0.00	0.00	1/07/05 12:00 AM	3/03/05 8:39 AM	172.20	0.00	0.00	0.00	172.20	24.77	0.00	0.00	0.00	24.77
21116	1L	W	1328.72	1328.72	0.00	0.00	0.00	1/07/05 12:00 AM	3/03/05 8:42 AM	406.97	0.00	0.00	0.00	406.97	368.63	0.00	0.00	0.00	368.63
24603	2A	W	1328.85	1328.85	0.00	0.00	0.00	1/07/05 12:00 AM	3/03/05 8:50 AM	78.30	0.00	0.00	0.00	78.30	20.47	0.00	0.00	0.00	20.47
24702	2B	W	1320.68	1320.68	0.00	0.00	0.00	1/07/05 8:09 AM	3/03/05 8:49 AM	163.70	0.00	0.00	0.00	163.70	107.83	0.00	0.00	0.00	107.83
22970	2D	W	1328.88	1328.88	0.00	0.00	0.00	1/07/05 12:00 AM	3/03/05 8:52 AM	431.80	0.00	0.00	0.00	431.80	302.77	0.00	0.00	0.00	302.77
22879	2E	W	1328.88	1328.88	0.00	0.00	0.00	1/07/05 12:00 AM	3/03/05 8:52 AM	487.38	0.00	0.00	0.00	487.38	257.07	0.00	0.00	0.00	257.07
22940	2F	W	1328.93	1328.93	0.00	0.00	0.00	1/07/05 12:00 AM	3/03/05 8:55 AM	525.97	0.00	0.00	0.00	525.97	122.47	0.00	0.00	0.00	122.47
21530	2G	W	1328.85	1328.85	0.00	0.00	0.00	1/07/05 12:00 AM	3/03/05 8:50 AM	114.67	0.00	0.00	0.00	114.67	43.47	0.00	0.00	0.00	43.47
22985	2H	W	1328.83	1328.83	0.00	0.00	0.00	1/07/05 12:00 AM	3/03/05 8:49 AM	168.08	0.00	0.00	0.00	168.08	24.17	0.00	0.00	0.00	24.17

Normalized Data Logger Detail for Sample Warehouse, Sample Warehouse-080805

All Loggers Listed			Load	Normalized Weekly Hours of Use					Normalized Weekly Hours of Occupancy					
Logger	Room Location	Ty	Watts	Peak	Off	Shldr 1	Shldr 2	Total	Peak	Off	Shldr 1	Shldr 2	Total	% sav
24693	1A	W	100	12.02	0.00	0.00	0.00	12.02	6.14	0.00	0.00	0.00	6.14	48.92%
22944	1B	W	100	31.18	0.00	0.00	0.00	31.18	8.68	0.00	0.00	0.00	8.68	72.16%
24695	1C	W	100	19.25	0.00	0.00	0.00	19.25	18.89	0.00	0.00	0.00	18.89	1.87%
22971	1D	W	100	81.51	0.00	0.00	0.00	81.51	34.21	0.00	0.00	0.00	34.21	58.03%
24698	1E	W	100	81.93	0.00	0.00	0.00	81.93	54.65	0.00	0.00	0.00	54.65	33.30%
22952	1F	W	100	30.82	0.00	0.00	0.00	30.82	28.23	0.00	0.00	0.00	28.23	8.40%
21660	1G	W	100	122.90	0.00	0.00	0.00	122.90	67.45	0.00	0.00	0.00	67.45	45.12%
21248	1H	W	100	74.86	0.00	0.00	0.00	74.86	38.69	0.00	0.00	0.00	38.69	48.32%
21271	1I	W	100	48.26	0.00	0.00	0.00	48.26	38.48	0.00	0.00	0.00	38.48	20.27%
20570	1J	W	100	21.77	0.00	0.00	0.00	21.77	3.13	0.00	0.00	0.00	3.13	85.62%
21116	1L	W	100	51.46	0.00	0.00	0.00	51.46	46.61	0.00	0.00	0.00	46.61	9.42%
24603	2A	W	100	9.90	0.00	0.00	0.00	9.90	2.59	0.00	0.00	0.00	2.59	73.84%
24702	2B	W	100	20.82	0.00	0.00	0.00	20.82	13.72	0.00	0.00	0.00	13.72	34.10%
22970	2D	W	100	54.59	0.00	0.00	0.00	54.59	38.28	0.00	0.00	0.00	38.28	29.88%
22879	2E	W	100	61.62	0.00	0.00	0.00	61.62	32.50	0.00	0.00	0.00	32.50	47.26%
22940	2F	W	100	66.49	0.00	0.00	0.00	66.49	15.48	0.00	0.00	0.00	15.48	76.72%
21530	2G	W	100	14.50	0.00	0.00	0.00	14.50	5.50	0.00	0.00	0.00	5.50	62.07%
22985	2H	W	100	21.25	0.00	0.00	0.00	21.25	3.06	0.00	0.00	0.00	3.06	85.60%

Building Summary Totals for Sample Warehouse, Sample Warehouse-080805

Building Summary Totals				Lights On KWHR					Occupied KWHR				
Area Type		Qty	Watts	Peak	Off	Shldr 1	Shldr 2	Total	Peak	Off	Shldr 1	Shldr 2	Total
Warehouse	W	18	1800	83	0	0	0	83	46	0	0	0	46
Building Totals			1800	83			0	83	46			0	46

Area type: Warehouse. Logger: 24693. Time delay 10 minutes. Sample Warehouse, Sample Warehouse-080805

Energy Analysis Data by Day of Week

Sun	Total Log Time	Hours /Day	Logged Lites On	Normlzd Lites On per Day	Logged Occ	Normlzd Occ per Day
Peak	192.000	24.000	0.567	0.071	0.200	0.025
Off	0.000	0.000	0.000	0.000	0.000	0.000
Sh 1	0.000	0.000	0.000	0.000	0.000	0.000
Sh 2	0.000	0.000	0.000	0.000	0.000	0.000
Total	192.000	24.000	0.567	0.071	0.200	0.025

Tue	Total Log Time	Hours /Day	Logged Lites On	Normlzd Lites On per Day	Logged Occ	Normlzd Occ per Day
Peak	192.000	24.000	17.400	2.175	9.050	1.131
Off	0.000	0.000	0.000	0.000	0.000	0.000
Sh 1	0.000	0.000	0.000	0.000	0.000	0.000
Sh 2	0.000	0.000	0.000	0.000	0.000	0.000
Total	192.000	24.000	17.400	2.175	9.050	1.131

Thu	Total Log Time	Hours /Day	Logged Lites On	Normlzd Lites On per Day	Logged Occ	Normlzd Occ per Day
Peak	176.917	24.000	21.317	2.892	11.400	1.546
Off	0.000	0.000	0.000	0.000	0.000	0.000
Sh 1	0.000	0.000	0.000	0.000	0.000	0.000
Sh 2	0.000	0.000	0.000	0.000	0.000	0.000
Total	176.917	24.000	21.317	2.892	11.400	1.546

Sat	Total Log Time	Hours /Day	Logged Lites On	Normlzd Lites On per Day	Logged Occ	Normlzd Occ per Day
Peak	192.000	24.000	1.067	0.133	0.533	0.067
Off	0.000	0.000	0.000	0.000	0.000	0.000
Sh 1	0.000	0.000	0.000	0.000	0.000	0.000
Sh 2	0.000	0.000	0.000	0.000	0.000	0.000
Total	192.000	24.000	1.067	0.133	0.533	0.067

Mon	Total Log Time	Hours /Day	Logged Lites On	Normlzd Lites On per Day	Logged Occ	Normlzd Occ per Day
Peak	192.000	24.000	18.583	2.323	10.583	1.323
Off	0.000	0.000	0.000	0.000	0.000	0.000
Sh 1	0.000	0.000	0.000	0.000	0.000	0.000
Sh 2	0.000	0.000	0.000	0.000	0.000	0.000
Total	192.000	24.000	18.583	2.323	10.583	1.323

Wed	Total Log Time	Hours /Day	Logged Lites On	Normlzd Lites On per Day	Logged Occ	Normlzd Occ per Day
Peak	192.000	24.000	20.300	2.538	10.133	1.267
Off	0.000	0.000	0.000	0.000	0.000	0.000
Sh 1	0.000	0.000	0.000	0.000	0.000	0.000
Sh 2	0.000	0.000	0.000	0.000	0.000	0.000
Total	192.000	24.000	20.300	2.538	10.133	1.267


Fri	Total Log Time	Hours /Day	Logged Lites On	Normlzd Lites On per Day	Logged Occ	Normlzd Occ per Day
Peak	192.000	24.000	15.883	1.985	6.700	0.838
Off	0.000	0.000	0.000	0.000	0.000	0.000
Sh 1	0.000	0.000	0.000	0.000	0.000	0.000
Sh 2	0.000	0.000	0.000	0.000	0.000	0.000
Total	192.000	24.000	15.883	1.985	6.700	0.838

	Logged Totals			Normalized Totals		
	Lites On	Occupied	Logged	Lites On	Occupied	% Savings
Peak	95.117	48.600	1328.933	12.024	6.144	48.9%
Off	0.000	0.000	0.000	0.000	0.000	0.0%
Sh 1	0.000	0.000	0.000	0.000	0.000	0.0%
Sh 2	0.000	0.000	0.000	0.000	0.000	0.0%
Total	95.117	48.600	1328.933	12.024	6.144	48.9%

Normalized Data

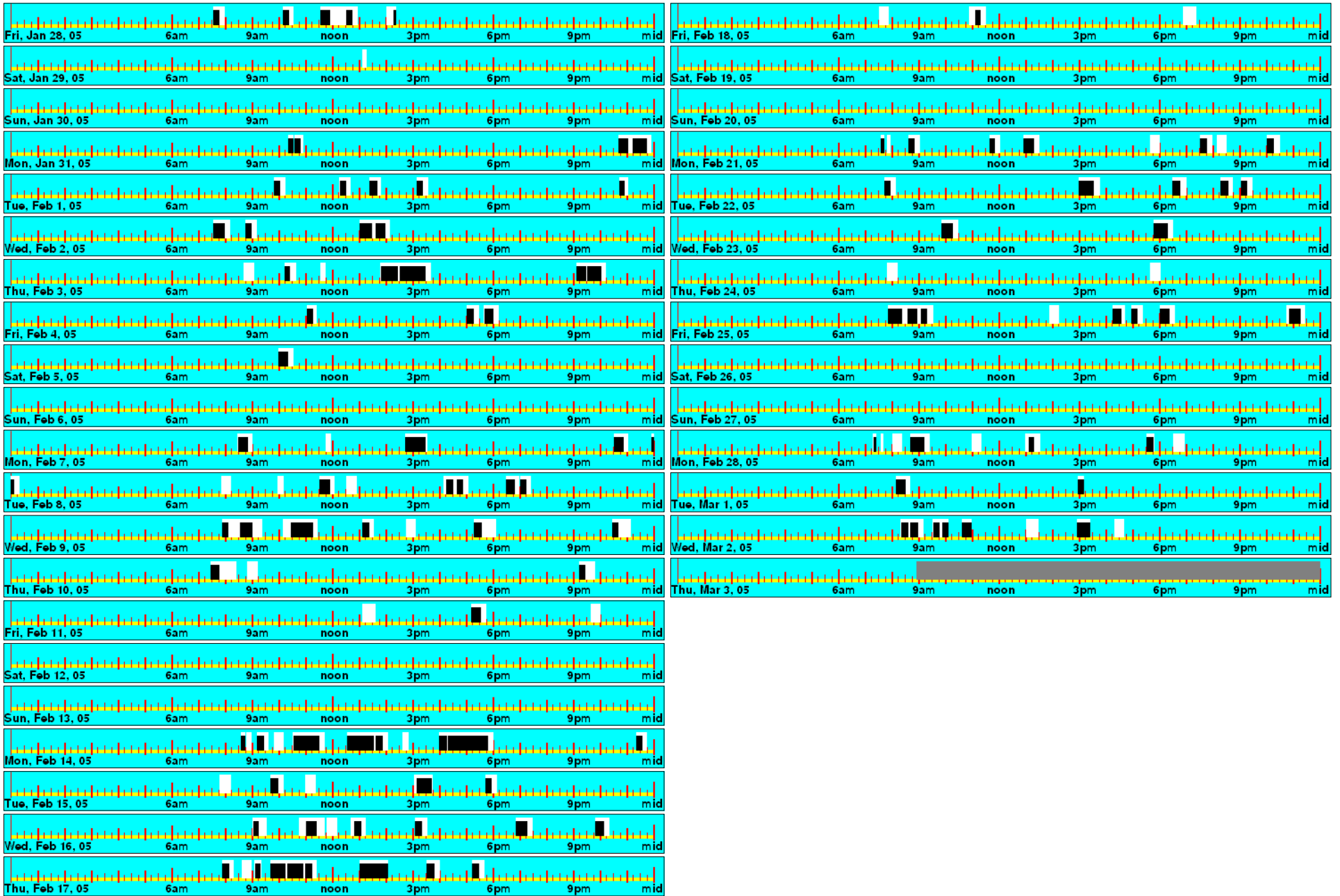
	Sun		Mon		Tue		Wed		Thu		Fri		Sat	
	LO	Occ	LO	Occ	LO	Occ	LO	Occ	LO	Occ	LO	Occ	LO	Occ
Peak	0.071	0.025	2.323	1.323	2.175	1.131	2.538	1.267	2.892	1.546	1.985	0.838	0.133	0.067
Off Peak	0.000	0.000	0.000	0.000	0.000	0.000	0.000	0.000	0.000	0.000	0.000	0.000	0.000	0.000
Sh 1	0.000	0.000	0.000	0.000	0.000	0.000	0.000	0.000	0.000	0.000	0.000	0.000	0.000	0.000
Sh 2	0.000	0.000	0.000	0.000	0.000	0.000	0.000	0.000	0.000	0.000	0.000	0.000	0.000	0.000
Total	0.071	0.025	2.323	1.323	2.175	1.131	2.538	1.267	2.892	1.546	1.985	0.838	0.133	0.067

	Logged Totals			Normalized by Day	Normalized Weekly Totals		
	Lites On	Occupied	Logged		Lites On	Occupied	% Savings
Peak	95.117	48.600	1328.933	^^^	12.024	6.144	48.9%
Off Peak	0.000	0.000	0.000		0.000	0.000	0.0%
Sh 1	0.000	0.000	0.000		0.000	0.000	0.0%
Sh 2	0.000	0.000	0.000		0.000	0.000	0.0%
Total	95.117	48.600	1328.933		12.024	6.144	48.9%



1A

Area type: Warehouse. Logger: 24693. Time delay 10 minutes. Sample Warehouse, Sample Warehouse-080805



Area type: Warehouse. Logger: 22944. Time delay 10 minutes. Sample Warehouse, Sample Warehouse-080805

Energy Analysis Data by Day of Week

Sun	Total Log Time	Hours /Day	Logged Lites On	Normlzd Lites On per Day	Logged Occ	Normlzd Occ per Day
Peak	192.000	24.000	0.333	0.042	0.000	0.000
Off	0.000	0.000	0.000	0.000	0.000	0.000
Sh 1	0.000	0.000	0.000	0.000	0.000	0.000
Sh 2	0.000	0.000	0.000	0.000	0.000	0.000
Total	192.000	24.000	0.333	0.042	0.000	0.000

Tue	Total Log Time	Hours /Day	Logged Lites On	Normlzd Lites On per Day	Logged Occ	Normlzd Occ per Day
Peak	192.000	24.000	51.983	6.498	10.600	1.325
Off	0.000	0.000	0.000	0.000	0.000	0.000
Sh 1	0.000	0.000	0.000	0.000	0.000	0.000
Sh 2	0.000	0.000	0.000	0.000	0.000	0.000
Total	192.000	24.000	51.983	6.498	10.600	1.325

Thu	Total Log Time	Hours /Day	Logged Lites On	Normlzd Lites On per Day	Logged Occ	Normlzd Occ per Day
Peak	176.883	24.000	46.117	6.257	12.233	1.660
Off	0.000	0.000	0.000	0.000	0.000	0.000
Sh 1	0.000	0.000	0.000	0.000	0.000	0.000
Sh 2	0.000	0.000	0.000	0.000	0.000	0.000
Total	176.883	24.000	46.117	6.257	12.233	1.660

Sat	Total Log Time	Hours /Day	Logged Lites On	Normlzd Lites On per Day	Logged Occ	Normlzd Occ per Day
Peak	192.000	24.000	4.800	0.600	1.367	0.171
Off	0.000	0.000	0.000	0.000	0.000	0.000
Sh 1	0.000	0.000	0.000	0.000	0.000	0.000
Sh 2	0.000	0.000	0.000	0.000	0.000	0.000
Total	192.000	24.000	4.800	0.600	1.367	0.171

Mon	Total Log Time	Hours /Day	Logged Lites On	Normlzd Lites On per Day	Logged Occ	Normlzd Occ per Day
Peak	192.000	24.000	49.550	6.194	12.800	1.600
Off	0.000	0.000	0.000	0.000	0.000	0.000
Sh 1	0.000	0.000	0.000	0.000	0.000	0.000
Sh 2	0.000	0.000	0.000	0.000	0.000	0.000
Total	192.000	24.000	49.550	6.194	12.800	1.600

Wed	Total Log Time	Hours /Day	Logged Lites On	Normlzd Lites On per Day	Logged Occ	Normlzd Occ per Day
Peak	192.000	24.000	53.017	6.627	18.417	2.302
Off	0.000	0.000	0.000	0.000	0.000	0.000
Sh 1	0.000	0.000	0.000	0.000	0.000	0.000
Sh 2	0.000	0.000	0.000	0.000	0.000	0.000
Total	192.000	24.000	53.017	6.627	18.417	2.302


Fri	Total Log Time	Hours /Day	Logged Lites On	Normlzd Lites On per Day	Logged Occ	Normlzd Occ per Day
Peak	192.000	24.000	40.817	5.102	13.267	1.658
Off	0.000	0.000	0.000	0.000	0.000	0.000
Sh 1	0.000	0.000	0.000	0.000	0.000	0.000
Sh 2	0.000	0.000	0.000	0.000	0.000	0.000
Total	192.000	24.000	40.817	5.102	13.267	1.658

	Logged Totals			Normalized Totals		
	Lites On	Occupied	Logged	Lites On	Occupied	% Savings
Peak	246.617	68.683	1328.900	31.177	8.683	72.1%
Off	0.000	0.000	0.000	0.000	0.000	0.0%
Sh 1	0.000	0.000	0.000	0.000	0.000	0.0%
Sh 2	0.000	0.000	0.000	0.000	0.000	0.0%
Total	246.617	68.683	1328.900	31.177	8.683	72.1%

Normalized Data


	Sun		Mon		Tue		Wed		Thu		Fri		Sat	
	LO	Occ	LO	Occ	LO	Occ	LO	Occ	LO	Occ	LO	Occ	LO	Occ
Peak	0.042	0.000	6.194	1.600	6.498	1.325	6.627	2.302	6.257	1.660	5.102	1.658	0.600	0.171
Off Peak	0.000	0.000	0.000	0.000	0.000	0.000	0.000	0.000	0.000	0.000	0.000	0.000	0.000	0.000
Sh 1	0.000	0.000	0.000	0.000	0.000	0.000	0.000	0.000	0.000	0.000	0.000	0.000	0.000	0.000
Sh 2	0.000	0.000	0.000	0.000	0.000	0.000	0.000	0.000	0.000	0.000	0.000	0.000	0.000	0.000
Total	0.042	0.000	6.194	1.600	6.498	1.325	6.627	2.302	6.257	1.660	5.102	1.658	0.600	0.171

	Logged Totals			Normalized by Day	Normalized Weekly Totals		
	Lites On	Occupied	Logged		Lites On	Occupied	% Savings
Peak	246.617	68.683	1328.900	^^ ^^	31.177	8.683	72.1%
Off Peak	0.000	0.000	0.000		0.000	0.000	0.0%
Sh 1	0.000	0.000	0.000		0.000	0.000	0.0%
Sh 2	0.000	0.000	0.000		0.000	0.000	0.0%
Total	246.617	68.683	1328.900		31.177	8.683	72.1%



1B

Area type: Warehouse. Logger: 22944. Time delay 10 minutes. Sample Warehouse, Sample Warehouse-080805



Area type: Warehouse. Logger: 24695. Time delay 10 minutes. Sample Warehouse, Sample Warehouse-080805

Energy Analysis Data by Day of Week

Sun	Total Log Time	Hours /Day	Logged Lites On	Normlzd Lites On per Day	Logged Occ	Normlzd Occ per Day
Peak	192.000	24.000	0.100	0.013	0.000	0.000
Off	0.000	0.000	0.000	0.000	0.000	0.000
Sh 1	0.000	0.000	0.000	0.000	0.000	0.000
Sh 2	0.000	0.000	0.000	0.000	0.000	0.000
Total	192.000	24.000	0.100	0.013	0.000	0.000

Tue	Total Log Time	Hours /Day	Logged Lites On	Normlzd Lites On per Day	Logged Occ	Normlzd Occ per Day
Peak	192.000	24.000	30.217	3.777	29.717	3.715
Off	0.000	0.000	0.000	0.000	0.000	0.000
Sh 1	0.000	0.000	0.000	0.000	0.000	0.000
Sh 2	0.000	0.000	0.000	0.000	0.000	0.000
Total	192.000	24.000	30.217	3.777	29.717	3.715

Thu	Total Log Time	Hours /Day	Logged Lites On	Normlzd Lites On per Day	Logged Occ	Normlzd Occ per Day
Peak	176.950	24.000	28.383	3.850	28.050	3.804
Off	0.000	0.000	0.000	0.000	0.000	0.000
Sh 1	0.000	0.000	0.000	0.000	0.000	0.000
Sh 2	0.000	0.000	0.000	0.000	0.000	0.000
Total	176.950	24.000	28.383	3.850	28.050	3.804

Sat	Total Log Time	Hours /Day	Logged Lites On	Normlzd Lites On per Day	Logged Occ	Normlzd Occ per Day
Peak	192.000	24.000	3.467	0.433	3.267	0.408
Off	0.000	0.000	0.000	0.000	0.000	0.000
Sh 1	0.000	0.000	0.000	0.000	0.000	0.000
Sh 2	0.000	0.000	0.000	0.000	0.000	0.000
Total	192.000	24.000	3.467	0.433	3.267	0.408

Mon	Total Log Time	Hours /Day	Logged Lites On	Normlzd Lites On per Day	Logged Occ	Normlzd Occ per Day
Peak	192.000	24.000	38.550	4.819	38.217	4.777
Off	0.000	0.000	0.000	0.000	0.000	0.000
Sh 1	0.000	0.000	0.000	0.000	0.000	0.000
Sh 2	0.000	0.000	0.000	0.000	0.000	0.000
Total	192.000	24.000	38.550	4.819	38.217	4.777

Wed	Total Log Time	Hours /Day	Logged Lites On	Normlzd Lites On per Day	Logged Occ	Normlzd Occ per Day
Peak	192.000	24.000	27.767	3.471	27.600	3.450
Off	0.000	0.000	0.000	0.000	0.000	0.000
Sh 1	0.000	0.000	0.000	0.000	0.000	0.000
Sh 2	0.000	0.000	0.000	0.000	0.000	0.000
Total	192.000	24.000	27.767	3.471	27.600	3.450

Fri	Total Log Time	Hours /Day	Logged Lites On	Normlzd Lites On per Day	Logged Occ	Normlzd Occ per Day
Peak	192.000	24.000	23.783	2.973	22.550	2.819
Off	0.000	0.000	0.000	0.000	0.000	0.000
Sh 1	0.000	0.000	0.000	0.000	0.000	0.000
Sh 2	0.000	0.000	0.000	0.000	0.000	0.000
Total	192.000	24.000	23.783	2.973	22.550	2.819

	Logged Totals			Normalized Totals		
	Lites On	Occupied	Logged	Lites On	Occupied	% Savings
Peak	152.267	149.400	1328.967	19.249	18.886	1.9%
Off	0.000	0.000	0.000	0.000	0.000	0.0%
Sh 1	0.000	0.000	0.000	0.000	0.000	0.0%
Sh 2	0.000	0.000	0.000	0.000	0.000	0.0%
Total	152.267	149.400	1328.967	19.249	18.886	1.9%

Normalized Data

	Sun		Mon		Tue		Wed		Thu		Fri		Sat	
	LO	Occ	LO	Occ	LO	Occ	LO	Occ	LO	Occ	LO	Occ	LO	Occ
Peak	0.013	0.000	4.819	4.777	3.777	3.715	3.471	3.450	3.850	3.804	2.973	2.819	0.433	0.408
Off Peak	0.000	0.000	0.000	0.000	0.000	0.000	0.000	0.000	0.000	0.000	0.000	0.000	0.000	0.000
Sh 1	0.000	0.000	0.000	0.000	0.000	0.000	0.000	0.000	0.000	0.000	0.000	0.000	0.000	0.000
Sh 2	0.000	0.000	0.000	0.000	0.000	0.000	0.000	0.000	0.000	0.000	0.000	0.000	0.000	0.000
Total	0.013	0.000	4.819	4.777	3.777	3.715	3.471	3.450	3.850	3.804	2.973	2.819	0.433	0.408

	Logged Totals			Normalized by Day	Normalized Weekly Totals		
	Lites On	Occupied	Logged		Lites On	Occupied	% Savings
Peak	152.267	149.400	1328.967	^^ ^^	19.249	18.886	1.9%
Off Peak	0.000	0.000	0.000		0.000	0.000	0.0%
Sh 1	0.000	0.000	0.000		0.000	0.000	0.0%
Sh 2	0.000	0.000	0.000		0.000	0.000	0.0%
Total	152.267	149.400	1328.967		19.249	18.886	1.9%



1C

Area type: Warehouse. Logger: 24695. Time delay 10 minutes. Sample Warehouse, Sample Warehouse-080805



Area type: Warehouse. Logger: 22971. Time delay 10 minutes. Sample Warehouse, Sample Warehouse-080805

Energy Analysis Data by Day of Week

Sun	Total Log Time	Hours /Day	Logged Lites On	Normlzd Lites On per Day	Logged Occ	Normlzd Occ per Day
Peak	192.000	24.000	26.500	3.313	0.200	0.025
Off	0.000	0.000	0.000	0.000	0.000	0.000
Sh 1	0.000	0.000	0.000	0.000	0.000	0.000
Sh 2	0.000	0.000	0.000	0.000	0.000	0.000
Total	192.000	24.000	26.500	3.313	0.200	0.025

Tue	Total Log Time	Hours /Day	Logged Lites On	Normlzd Lites On per Day	Logged Occ	Normlzd Occ per Day
Peak	192.000	24.000	130.233	16.279	57.300	7.163
Off	0.000	0.000	0.000	0.000	0.000	0.000
Sh 1	0.000	0.000	0.000	0.000	0.000	0.000
Sh 2	0.000	0.000	0.000	0.000	0.000	0.000
Total	192.000	24.000	130.233	16.279	57.300	7.163

Thu	Total Log Time	Hours /Day	Logged Lites On	Normlzd Lites On per Day	Logged Occ	Normlzd Occ per Day
Peak	176.850	24.000	115.567	15.683	49.500	6.718
Off	0.000	0.000	0.000	0.000	0.000	0.000
Sh 1	0.000	0.000	0.000	0.000	0.000	0.000
Sh 2	0.000	0.000	0.000	0.000	0.000	0.000
Total	176.850	24.000	115.567	15.683	49.500	6.718

Sat	Total Log Time	Hours /Day	Logged Lites On	Normlzd Lites On per Day	Logged Occ	Normlzd Occ per Day
Peak	192.000	24.000	11.300	1.413	4.267	0.533
Off	0.000	0.000	0.000	0.000	0.000	0.000
Sh 1	0.000	0.000	0.000	0.000	0.000	0.000
Sh 2	0.000	0.000	0.000	0.000	0.000	0.000
Total	192.000	24.000	11.300	1.413	4.267	0.533

Mon	Total Log Time	Hours /Day	Logged Lites On	Normlzd Lites On per Day	Logged Occ	Normlzd Occ per Day
Peak	192.000	24.000	133.833	16.729	58.933	7.367
Off	0.000	0.000	0.000	0.000	0.000	0.000
Sh 1	0.000	0.000	0.000	0.000	0.000	0.000
Sh 2	0.000	0.000	0.000	0.000	0.000	0.000
Total	192.000	24.000	133.833	16.729	58.933	7.367

Wed	Total Log Time	Hours /Day	Logged Lites On	Normlzd Lites On per Day	Logged Occ	Normlzd Occ per Day
Peak	192.000	24.000	120.767	15.096	55.800	6.975
Off	0.000	0.000	0.000	0.000	0.000	0.000
Sh 1	0.000	0.000	0.000	0.000	0.000	0.000
Sh 2	0.000	0.000	0.000	0.000	0.000	0.000
Total	192.000	24.000	120.767	15.096	55.800	6.975


Fri	Total Log Time	Hours /Day	Logged Lites On	Normlzd Lites On per Day	Logged Occ	Normlzd Occ per Day
Peak	192.000	24.000	106.550	13.319	44.567	5.571
Off	0.000	0.000	0.000	0.000	0.000	0.000
Sh 1	0.000	0.000	0.000	0.000	0.000	0.000
Sh 2	0.000	0.000	0.000	0.000	0.000	0.000
Total	192.000	24.000	106.550	13.319	44.567	5.571

Peak	Logged Totals			Normalized Totals		
	Lites On	Occupied	Logged	Lites On	Occupied	% Savings
Peak	644.750	270.567	1328.867	81.512	34.206	58.0%
Off	0.000	0.000	0.000	0.000	0.000	0.0%
Sh 1	0.000	0.000	0.000	0.000	0.000	0.0%
Sh 2	0.000	0.000	0.000	0.000	0.000	0.0%
Total	644.750	270.567	1328.867	81.512	34.206	58.0%

Normalized Data


	Sun		Mon		Tue		Wed		Thu		Fri		Sat	
	LO	Occ	LO	Occ	LO	Occ	LO	Occ	LO	Occ	LO	Occ	LO	Occ
Peak	3.313	0.025	16.729	7.367	16.279	7.163	15.096	6.975	15.683	6.718	13.319	5.571	1.413	0.533
Off Peak	0.000	0.000	0.000	0.000	0.000	0.000	0.000	0.000	0.000	0.000	0.000	0.000	0.000	0.000
Sh 1	0.000	0.000	0.000	0.000	0.000	0.000	0.000	0.000	0.000	0.000	0.000	0.000	0.000	0.000
Sh 2	0.000	0.000	0.000	0.000	0.000	0.000	0.000	0.000	0.000	0.000	0.000	0.000	0.000	0.000
Total	3.313	0.025	16.729	7.367	16.279	7.163	15.096	6.975	15.683	6.718	13.319	5.571	1.413	0.533

	Logged Totals			Normalized by Day	Normalized Weekly Totals		
	Lites On	Occupied	Logged		Lites On	Occupied	% Savings
Peak	644.750	270.567	1328.867	^^ ^^	81.512	34.206	58.0%
Off Peak	0.000	0.000	0.000		0.000	0.000	0.0%
Sh 1	0.000	0.000	0.000		0.000	0.000	0.0%
Sh 2	0.000	0.000	0.000		0.000	0.000	0.0%
Total	644.750	270.567	1328.867		81.512	34.206	58.0%



1D

Area type: Warehouse. Logger: 22971. Time delay 10 minutes. Sample Warehouse, Sample Warehouse-080805



Area type: Warehouse. Logger: 24698. Time delay 10 minutes. Sample Warehouse, Sample Warehouse-080805

Energy Analysis Data by Day of Week

Sun	Total Log Time	Hours /Day	Logged Lites On	Normlzd Lites On per Day	Logged Occ	Normlzd Occ per Day
Peak	192.000	24.000	26.367	3.296	3.767	0.471
Off	0.000	0.000	0.000	0.000	0.000	0.000
Sh 1	0.000	0.000	0.000	0.000	0.000	0.000
Sh 2	0.000	0.000	0.000	0.000	0.000	0.000
Total	192.000	24.000	26.367	3.296	3.767	0.471

Tue	Total Log Time	Hours /Day	Logged Lites On	Normlzd Lites On per Day	Logged Occ	Normlzd Occ per Day
Peak	192.000	24.000	130.433	16.304	87.683	10.960
Off	0.000	0.000	0.000	0.000	0.000	0.000
Sh 1	0.000	0.000	0.000	0.000	0.000	0.000
Sh 2	0.000	0.000	0.000	0.000	0.000	0.000
Total	192.000	24.000	130.433	16.304	87.683	10.960

Thu	Total Log Time	Hours /Day	Logged Lites On	Normlzd Lites On per Day	Logged Occ	Normlzd Occ per Day
Peak	176.900	24.000	116.033	15.742	76.583	10.390
Off	0.000	0.000	0.000	0.000	0.000	0.000
Sh 1	0.000	0.000	0.000	0.000	0.000	0.000
Sh 2	0.000	0.000	0.000	0.000	0.000	0.000
Total	176.900	24.000	116.033	15.742	76.583	10.390

Sat	Total Log Time	Hours /Day	Logged Lites On	Normlzd Lites On per Day	Logged Occ	Normlzd Occ per Day
Peak	192.000	24.000	12.183	1.523	6.067	0.758
Off	0.000	0.000	0.000	0.000	0.000	0.000
Sh 1	0.000	0.000	0.000	0.000	0.000	0.000
Sh 2	0.000	0.000	0.000	0.000	0.000	0.000
Total	192.000	24.000	12.183	1.523	6.067	0.758

Mon	Total Log Time	Hours /Day	Logged Lites On	Normlzd Lites On per Day	Logged Occ	Normlzd Occ per Day
Peak	192.000	24.000	133.833	16.729	92.950	11.619
Off	0.000	0.000	0.000	0.000	0.000	0.000
Sh 1	0.000	0.000	0.000	0.000	0.000	0.000
Sh 2	0.000	0.000	0.000	0.000	0.000	0.000
Total	192.000	24.000	133.833	16.729	92.950	11.619

Wed	Total Log Time	Hours /Day	Logged Lites On	Normlzd Lites On per Day	Logged Occ	Normlzd Occ per Day
Peak	192.000	24.000	121.750	15.219	85.200	10.650
Off	0.000	0.000	0.000	0.000	0.000	0.000
Sh 1	0.000	0.000	0.000	0.000	0.000	0.000
Sh 2	0.000	0.000	0.000	0.000	0.000	0.000
Total	192.000	24.000	121.750	15.219	85.200	10.650


Fri	Total Log Time	Hours /Day	Logged Lites On	Normlzd Lites On per Day	Logged Occ	Normlzd Occ per Day
Peak	192.000	24.000	107.450	13.431	80.050	10.006
Off	0.000	0.000	0.000	0.000	0.000	0.000
Sh 1	0.000	0.000	0.000	0.000	0.000	0.000
Sh 2	0.000	0.000	0.000	0.000	0.000	0.000
Total	192.000	24.000	107.450	13.431	80.050	10.006

Peak	Logged Totals			Normalized Totals		
	Lites On	Occupied	Logged	Lites On	Occupied	% Savings
Peak	648.050	432.300	1328.917	81.926	54.651	33.3%
Off	0.000	0.000	0.000	0.000	0.000	0.0%
Sh 1	0.000	0.000	0.000	0.000	0.000	0.0%
Sh 2	0.000	0.000	0.000	0.000	0.000	0.0%
Total	648.050	432.300	1328.917	81.926	54.651	33.3%


Normalized Data

	Sun		Mon		Tue		Wed		Thu		Fri		Sat	
	LO	Occ	LO	Occ	LO	Occ	LO	Occ	LO	Occ	LO	Occ	LO	Occ
Peak	3.296	0.471	16.729	11.619	16.304	10.960	15.219	10.650	15.742	10.390	13.431	10.006	1.523	0.758
Off Peak	0.000	0.000	0.000	0.000	0.000	0.000	0.000	0.000	0.000	0.000	0.000	0.000	0.000	0.000
Sh 1	0.000	0.000	0.000	0.000	0.000	0.000	0.000	0.000	0.000	0.000	0.000	0.000	0.000	0.000
Sh 2	0.000	0.000	0.000	0.000	0.000	0.000	0.000	0.000	0.000	0.000	0.000	0.000	0.000	0.000
Total	3.296	0.471	16.729	11.619	16.304	10.960	15.219	10.650	15.742	10.390	13.431	10.006	1.523	0.758

	Logged Totals			Normalized by Day	Normalized Weekly Totals		
	Lites On	Occupied	Logged		Lites On	Occupied	% Savings
Peak	648.050	432.300	1328.917	^^ ^^	81.926	54.651	33.3%
Off Peak	0.000	0.000	0.000		0.000	0.000	0.0%
Sh 1	0.000	0.000	0.000		0.000	0.000	0.0%
Sh 2	0.000	0.000	0.000		0.000	0.000	0.0%
Total	648.050	432.300	1328.917		81.926	54.651	33.3%



Area type: Warehouse. Logger: 24698. Time delay 10 minutes. Sample Warehouse, Sample Warehouse-080805



Area type: Warehouse. Logger: 22952. Time delay 10 minutes. Sample Warehouse, Sample Warehouse-080805

Energy Analysis Data by Day of Week

Sun	Total Log Time	Hours /Day	Logged Lites On	Normlzd Lites On per Day	Logged Occ	Normlzd Occ per Day
Peak	192.000	24.000	23.667	2.958	22.400	2.800
Off	0.000	0.000	0.000	0.000	0.000	0.000
Sh 1	0.000	0.000	0.000	0.000	0.000	0.000
Sh 2	0.000	0.000	0.000	0.000	0.000	0.000
Total	192.000	24.000	23.667	2.958	22.400	2.800

Tue	Total Log Time	Hours /Day	Logged Lites On	Normlzd Lites On per Day	Logged Occ	Normlzd Occ per Day
Peak	192.000	24.000	26.167	3.271	25.967	3.246
Off	0.000	0.000	0.000	0.000	0.000	0.000
Sh 1	0.000	0.000	0.000	0.000	0.000	0.000
Sh 2	0.000	0.000	0.000	0.000	0.000	0.000
Total	192.000	24.000	26.167	3.271	25.967	3.246

Thu	Total Log Time	Hours /Day	Logged Lites On	Normlzd Lites On per Day	Logged Occ	Normlzd Occ per Day
Peak	176.833	24.000	37.367	5.071	34.167	4.637
Off	0.000	0.000	0.000	0.000	0.000	0.000
Sh 1	0.000	0.000	0.000	0.000	0.000	0.000
Sh 2	0.000	0.000	0.000	0.000	0.000	0.000
Total	176.833	24.000	37.367	5.071	34.167	4.637

Sat	Total Log Time	Hours /Day	Logged Lites On	Normlzd Lites On per Day	Logged Occ	Normlzd Occ per Day
Peak	192.000	24.000	39.533	4.942	36.533	4.567
Off	0.000	0.000	0.000	0.000	0.000	0.000
Sh 1	0.000	0.000	0.000	0.000	0.000	0.000
Sh 2	0.000	0.000	0.000	0.000	0.000	0.000
Total	192.000	24.000	39.533	4.942	36.533	4.567

Mon	Total Log Time	Hours /Day	Logged Lites On	Normlzd Lites On per Day	Logged Occ	Normlzd Occ per Day
Peak	192.000	24.000	30.400	3.800	29.500	3.688
Off	0.000	0.000	0.000	0.000	0.000	0.000
Sh 1	0.000	0.000	0.000	0.000	0.000	0.000
Sh 2	0.000	0.000	0.000	0.000	0.000	0.000
Total	192.000	24.000	30.400	3.800	29.500	3.688

Wed	Total Log Time	Hours /Day	Logged Lites On	Normlzd Lites On per Day	Logged Occ	Normlzd Occ per Day
Peak	192.000	24.000	30.967	3.871	26.533	3.317
Off	0.000	0.000	0.000	0.000	0.000	0.000
Sh 1	0.000	0.000	0.000	0.000	0.000	0.000
Sh 2	0.000	0.000	0.000	0.000	0.000	0.000
Total	192.000	24.000	30.967	3.871	26.533	3.317


Fri	Total Log Time	Hours /Day	Logged Lites On	Normlzd Lites On per Day	Logged Occ	Normlzd Occ per Day
Peak	192.000	24.000	55.700	6.963	48.183	6.023
Off	0.000	0.000	0.000	0.000	0.000	0.000
Sh 1	0.000	0.000	0.000	0.000	0.000	0.000
Sh 2	0.000	0.000	0.000	0.000	0.000	0.000
Total	192.000	24.000	55.700	6.963	48.183	6.023

	Logged Totals			Normalized Totals		
	Lites On	Occupied	Logged	Lites On	Occupied	% Savings
Peak	243.800	223.283	1328.850	30.822	28.229	8.4%
Off	0.000	0.000	0.000	0.000	0.000	0.0%
Sh 1	0.000	0.000	0.000	0.000	0.000	0.0%
Sh 2	0.000	0.000	0.000	0.000	0.000	0.0%
Total	243.800	223.283	1328.850	30.822	28.229	8.4%


Normalized Data

	Sun		Mon		Tue		Wed		Thu		Fri		Sat	
	LO	Occ	LO	Occ	LO	Occ	LO	Occ	LO	Occ	LO	Occ	LO	Occ
Peak	2.958	2.800	3.800	3.688	3.271	3.246	3.871	3.317	5.071	4.637	6.963	6.023	4.942	4.567
Off Peak	0.000	0.000	0.000	0.000	0.000	0.000	0.000	0.000	0.000	0.000	0.000	0.000	0.000	0.000
Sh 1	0.000	0.000	0.000	0.000	0.000	0.000	0.000	0.000	0.000	0.000	0.000	0.000	0.000	0.000
Sh 2	0.000	0.000	0.000	0.000	0.000	0.000	0.000	0.000	0.000	0.000	0.000	0.000	0.000	0.000
Total	2.958	2.800	3.800	3.688	3.271	3.246	3.871	3.317	5.071	4.637	6.963	6.023	4.942	4.567

	Logged Totals			Normalized by Day	Normalized Weekly Totals		
	Lites On	Occupied	Logged		Lites On	Occupied	% Savings
Peak	243.800	223.283	1328.850	^^^	30.822	28.229	8.4%
Off Peak	0.000	0.000	0.000		0.000	0.000	0.0%
Sh 1	0.000	0.000	0.000		0.000	0.000	0.0%
Sh 2	0.000	0.000	0.000		0.000	0.000	0.0%
Total	243.800	223.283	1328.850		30.822	28.229	8.4%



Area type: Warehouse. Logger: 22952. Time delay 10 minutes. Sample Warehouse, Sample Warehouse-080805



Area type: Warehouse. Logger: 21660. Time delay 10 minutes. Sample Warehouse, Sample Warehouse-080805

Energy Analysis Data by Day of Week

Sun	Total Log Time	Hours /Day	Logged Lites On	Normlzd Lites On per Day	Logged Occ	Normlzd Occ per Day
Peak	192.000	24.000	102.400	12.800	9.317	1.165
Off	0.000	0.000	0.000	0.000	0.000	0.000
Sh 1	0.000	0.000	0.000	0.000	0.000	0.000
Sh 2	0.000	0.000	0.000	0.000	0.000	0.000
Total	192.000	24.000	102.400	12.800	9.317	1.165

Tue	Total Log Time	Hours /Day	Logged Lites On	Normlzd Lites On per Day	Logged Occ	Normlzd Occ per Day
Peak	192.000	24.000	157.300	19.663	104.183	13.023
Off	0.000	0.000	0.000	0.000	0.000	0.000
Sh 1	0.000	0.000	0.000	0.000	0.000	0.000
Sh 2	0.000	0.000	0.000	0.000	0.000	0.000
Total	192.000	24.000	157.300	19.663	104.183	13.023

Thu	Total Log Time	Hours /Day	Logged Lites On	Normlzd Lites On per Day	Logged Occ	Normlzd Occ per Day
Peak	176.783	24.000	138.433	18.794	86.433	11.734
Off	0.000	0.000	0.000	0.000	0.000	0.000
Sh 1	0.000	0.000	0.000	0.000	0.000	0.000
Sh 2	0.000	0.000	0.000	0.000	0.000	0.000
Total	176.783	24.000	138.433	18.794	86.433	11.734

Sat	Total Log Time	Hours /Day	Logged Lites On	Normlzd Lites On per Day	Logged Occ	Normlzd Occ per Day
Peak	192.000	24.000	113.300	14.163	34.750	4.344
Off	0.000	0.000	0.000	0.000	0.000	0.000
Sh 1	0.000	0.000	0.000	0.000	0.000	0.000
Sh 2	0.000	0.000	0.000	0.000	0.000	0.000
Total	192.000	24.000	113.300	14.163	34.750	4.344

Mon	Total Log Time	Hours /Day	Logged Lites On	Normlzd Lites On per Day	Logged Occ	Normlzd Occ per Day
Peak	192.000	24.000	158.800	19.850	105.183	13.148
Off	0.000	0.000	0.000	0.000	0.000	0.000
Sh 1	0.000	0.000	0.000	0.000	0.000	0.000
Sh 2	0.000	0.000	0.000	0.000	0.000	0.000
Total	192.000	24.000	158.800	19.850	105.183	13.148

Wed	Total Log Time	Hours /Day	Logged Lites On	Normlzd Lites On per Day	Logged Occ	Normlzd Occ per Day
Peak	192.000	24.000	157.333	19.667	103.600	12.950
Off	0.000	0.000	0.000	0.000	0.000	0.000
Sh 1	0.000	0.000	0.000	0.000	0.000	0.000
Sh 2	0.000	0.000	0.000	0.000	0.000	0.000
Total	192.000	24.000	157.333	19.667	103.600	12.950


Fri	Total Log Time	Hours /Day	Logged Lites On	Normlzd Lites On per Day	Logged Occ	Normlzd Occ per Day
Peak	192.000	24.000	144.517	18.065	90.017	11.252
Off	0.000	0.000	0.000	0.000	0.000	0.000
Sh 1	0.000	0.000	0.000	0.000	0.000	0.000
Sh 2	0.000	0.000	0.000	0.000	0.000	0.000
Total	192.000	24.000	144.517	18.065	90.017	11.252

	Logged Totals			Normalized Totals		
	Lites On	Occupied	Logged	Lites On	Occupied	% Savings
Peak	972.083	533.483	1328.800	122.900	67.448	45.1%
Off	0.000	0.000	0.000	0.000	0.000	0.0%
Sh 1	0.000	0.000	0.000	0.000	0.000	0.0%
Sh 2	0.000	0.000	0.000	0.000	0.000	0.0%
Total	972.083	533.483	1328.800	122.900	67.448	45.1%

Normalized Data


	Sun		Mon		Tue		Wed		Thu		Fri		Sat	
	LO	Occ	LO	Occ	LO	Occ	LO	Occ	LO	Occ	LO	Occ	LO	Occ
Peak	12.800	1.165	19.850	13.148	19.663	13.023	19.667	12.950	18.794	11.734	18.065	11.252	14.163	4.344
Off Peak	0.000	0.000	0.000	0.000	0.000	0.000	0.000	0.000	0.000	0.000	0.000	0.000	0.000	0.000
Sh 1	0.000	0.000	0.000	0.000	0.000	0.000	0.000	0.000	0.000	0.000	0.000	0.000	0.000	0.000
Sh 2	0.000	0.000	0.000	0.000	0.000	0.000	0.000	0.000	0.000	0.000	0.000	0.000	0.000	0.000
Total	12.800	1.165	19.850	13.148	19.663	13.023	19.667	12.950	18.794	11.734	18.065	11.252	14.163	4.344

	Logged Totals			Normalized by Day	Normalized Weekly Totals		
	Lites On	Occupied	Logged		Lites On	Occupied	% Savings
Peak	972.083	533.483	1328.800	^^ ^^	122.900	67.448	45.1%
Off Peak	0.000	0.000	0.000		0.000	0.000	0.0%
Sh 1	0.000	0.000	0.000		0.000	0.000	0.0%
Sh 2	0.000	0.000	0.000		0.000	0.000	0.0%
Total	972.083	533.483	1328.800		122.900	67.448	45.1%



1G

Area type: Warehouse. Logger: 21660. Time delay 10 minutes. Sample Warehouse, Sample Warehouse-080805



Area type: Warehouse. Logger: 21248. Time delay 10 minutes. Sample Warehouse, Sample Warehouse-080805

Energy Analysis Data by Day of Week

Sun	Total Log Time	Hours /Day	Logged Lites On	Normlzd Lites On per Day	Logged Occ	Normlzd Occ per Day
Peak	192.000	24.000	31.967	3.996	5.067	0.633
Off	0.000	0.000	0.000	0.000	0.000	0.000
Sh 1	0.000	0.000	0.000	0.000	0.000	0.000
Sh 2	0.000	0.000	0.000	0.000	0.000	0.000
Total	192.000	24.000	31.967	3.996	5.067	0.633

Tue	Total Log Time	Hours /Day	Logged Lites On	Normlzd Lites On per Day	Logged Occ	Normlzd Occ per Day
Peak	192.000	24.000	124.300	15.538	66.267	8.283
Off	0.000	0.000	0.000	0.000	0.000	0.000
Sh 1	0.000	0.000	0.000	0.000	0.000	0.000
Sh 2	0.000	0.000	0.000	0.000	0.000	0.000
Total	192.000	24.000	124.300	15.538	66.267	8.283

Thu	Total Log Time	Hours /Day	Logged Lites On	Normlzd Lites On per Day	Logged Occ	Normlzd Occ per Day
Peak	176.600	24.000	99.700	13.549	49.833	6.772
Off	0.000	0.000	0.000	0.000	0.000	0.000
Sh 1	0.000	0.000	0.000	0.000	0.000	0.000
Sh 2	0.000	0.000	0.000	0.000	0.000	0.000
Total	176.600	24.000	99.700	13.549	49.833	6.772

Sat	Total Log Time	Hours /Day	Logged Lites On	Normlzd Lites On per Day	Logged Occ	Normlzd Occ per Day
Peak	192.000	24.000	9.400	1.175	4.833	0.604
Off	0.000	0.000	0.000	0.000	0.000	0.000
Sh 1	0.000	0.000	0.000	0.000	0.000	0.000
Sh 2	0.000	0.000	0.000	0.000	0.000	0.000
Total	192.000	24.000	9.400	1.175	4.833	0.604

Mon	Total Log Time	Hours /Day	Logged Lites On	Normlzd Lites On per Day	Logged Occ	Normlzd Occ per Day
Peak	192.000	24.000	125.600	15.700	65.900	8.238
Off	0.000	0.000	0.000	0.000	0.000	0.000
Sh 1	0.000	0.000	0.000	0.000	0.000	0.000
Sh 2	0.000	0.000	0.000	0.000	0.000	0.000
Total	192.000	24.000	125.600	15.700	65.900	8.238

Wed	Total Log Time	Hours /Day	Logged Lites On	Normlzd Lites On per Day	Logged Occ	Normlzd Occ per Day
Peak	192.000	24.000	106.600	13.325	54.300	6.788
Off	0.000	0.000	0.000	0.000	0.000	0.000
Sh 1	0.000	0.000	0.000	0.000	0.000	0.000
Sh 2	0.000	0.000	0.000	0.000	0.000	0.000
Total	192.000	24.000	106.600	13.325	54.300	6.788


Fri	Total Log Time	Hours /Day	Logged Lites On	Normlzd Lites On per Day	Logged Occ	Normlzd Occ per Day
Peak	192.000	24.000	94.433	11.804	59.800	7.475
Off	0.000	0.000	0.000	0.000	0.000	0.000
Sh 1	0.000	0.000	0.000	0.000	0.000	0.000
Sh 2	0.000	0.000	0.000	0.000	0.000	0.000
Total	192.000	24.000	94.433	11.804	59.800	7.475

	Logged Totals			Normalized Totals		
	Lites On	Occupied	Logged	Lites On	Occupied	% Savings
Peak	592.000	306.000	1328.617	74.857	38.693	48.3%
Off	0.000	0.000	0.000	0.000	0.000	0.0%
Sh 1	0.000	0.000	0.000	0.000	0.000	0.0%
Sh 2	0.000	0.000	0.000	0.000	0.000	0.0%
Total	592.000	306.000	1328.617	74.857	38.693	48.3%

Normalized Data


	Sun		Mon		Tue		Wed		Thu		Fri		Sat	
	LO	Occ	LO	Occ	LO	Occ	LO	Occ	LO	Occ	LO	Occ	LO	Occ
Peak	3.996	0.633	15.700	8.238	15.538	8.283	13.325	6.788	13.549	6.772	11.804	7.475	1.175	0.604
Off Peak	0.000	0.000	0.000	0.000	0.000	0.000	0.000	0.000	0.000	0.000	0.000	0.000	0.000	0.000
Sh 1	0.000	0.000	0.000	0.000	0.000	0.000	0.000	0.000	0.000	0.000	0.000	0.000	0.000	0.000
Sh 2	0.000	0.000	0.000	0.000	0.000	0.000	0.000	0.000	0.000	0.000	0.000	0.000	0.000	0.000
Total	3.996	0.633	15.700	8.238	15.538	8.283	13.325	6.788	13.549	6.772	11.804	7.475	1.175	0.604

	Logged Totals			Normalized by Day	Normalized Weekly Totals		
	Lites On	Occupied	Logged		Lites On	Occupied	% Savings
Peak	592.000	306.000	1328.617	^^^	74.857	38.693	48.3%
Off Peak	0.000	0.000	0.000		0.000	0.000	0.0%
Sh 1	0.000	0.000	0.000		0.000	0.000	0.0%
Sh 2	0.000	0.000	0.000		0.000	0.000	0.0%
Total	592.000	306.000	1328.617		74.857	38.693	48.3%



1H

Area type: Warehouse. Logger: 21248. Time delay 10 minutes. Sample Warehouse, Sample Warehouse-080805



Area type: Warehouse. Logger: 21271. Time delay 10 minutes. Sample Warehouse, Sample Warehouse-080805

Energy Analysis

Data by Day of Week

Sun	Total Log Time	Hours /Day	Logged Lites On	Normlzd Lites On per Day	Logged Occ	Normlzd Occ per Day
Peak	192.000	24.000	4.133	0.517	1.333	0.167
Off	0.000	0.000	0.000	0.000	0.000	0.000
Sh 1	0.000	0.000	0.000	0.000	0.000	0.000
Sh 2	0.000	0.000	0.000	0.000	0.000	0.000
Total	192.000	24.000	4.133	0.517	1.333	0.167

Tue	Total Log Time	Hours /Day	Logged Lites On	Normlzd Lites On per Day	Logged Occ	Normlzd Occ per Day
Peak	192.000	24.000	80.200	10.025	65.767	8.221
Off	0.000	0.000	0.000	0.000	0.000	0.000
Sh 1	0.000	0.000	0.000	0.000	0.000	0.000
Sh 2	0.000	0.000	0.000	0.000	0.000	0.000
Total	192.000	24.000	80.200	10.025	65.767	8.221

Thu	Total Log Time	Hours /Day	Logged Lites On	Normlzd Lites On per Day	Logged Occ	Normlzd Occ per Day
Peak	176.667	24.000	63.333	8.604	51.100	6.942
Off	0.000	0.000	0.000	0.000	0.000	0.000
Sh 1	0.000	0.000	0.000	0.000	0.000	0.000
Sh 2	0.000	0.000	0.000	0.000	0.000	0.000
Total	176.667	24.000	63.333	8.604	51.100	6.942

Sat	Total Log Time	Hours /Day	Logged Lites On	Normlzd Lites On per Day	Logged Occ	Normlzd Occ per Day
Peak	192.000	24.000	7.267	0.908	3.333	0.417
Off	0.000	0.000	0.000	0.000	0.000	0.000
Sh 1	0.000	0.000	0.000	0.000	0.000	0.000
Sh 2	0.000	0.000	0.000	0.000	0.000	0.000
Total	192.000	24.000	7.267	0.908	3.333	0.417

Mon	Total Log Time	Hours /Day	Logged Lites On	Normlzd Lites On per Day	Logged Occ	Normlzd Occ per Day
Peak	192.000	24.000	74.183	9.273	57.750	7.219
Off	0.000	0.000	0.000	0.000	0.000	0.000
Sh 1	0.000	0.000	0.000	0.000	0.000	0.000
Sh 2	0.000	0.000	0.000	0.000	0.000	0.000
Total	192.000	24.000	74.183	9.273	57.750	7.219

Wed	Total Log Time	Hours /Day	Logged Lites On	Normlzd Lites On per Day	Logged Occ	Normlzd Occ per Day
Peak	192.000	24.000	76.233	9.529	59.467	7.433
Off	0.000	0.000	0.000	0.000	0.000	0.000
Sh 1	0.000	0.000	0.000	0.000	0.000	0.000
Sh 2	0.000	0.000	0.000	0.000	0.000	0.000
Total	192.000	24.000	76.233	9.529	59.467	7.433


Fri	Total Log Time	Hours /Day	Logged Lites On	Normlzd Lites On per Day	Logged Occ	Normlzd Occ per Day
Peak	192.000	24.000	76.300	9.538	65.600	8.200
Off	0.000	0.000	0.000	0.000	0.000	0.000
Sh 1	0.000	0.000	0.000	0.000	0.000	0.000
Sh 2	0.000	0.000	0.000	0.000	0.000	0.000
Total	192.000	24.000	76.300	9.538	65.600	8.200

	Logged Totals			Normalized Totals		
	Lites On	Occupied	Logged	Lites On	Occupied	% Savings
Peak	381.650	304.350	1328.683	48.256	38.482	20.3%
Off	0.000	0.000	0.000	0.000	0.000	0.0%
Sh 1	0.000	0.000	0.000	0.000	0.000	0.0%
Sh 2	0.000	0.000	0.000	0.000	0.000	0.0%
Total	381.650	304.350	1328.683	48.256	38.482	20.3%


Normalized Data

	Sun		Mon		Tue		Wed		Thu		Fri		Sat	
	LO	Occ	LO	Occ	LO	Occ	LO	Occ	LO	Occ	LO	Occ	LO	Occ
Peak	0.517	0.167	9.273	7.219	10.025	8.221	9.529	7.433	8.604	6.942	9.538	8.200	0.908	0.417
Off Peak	0.000	0.000	0.000	0.000	0.000	0.000	0.000	0.000	0.000	0.000	0.000	0.000	0.000	0.000
Sh 1	0.000	0.000	0.000	0.000	0.000	0.000	0.000	0.000	0.000	0.000	0.000	0.000	0.000	0.000
Sh 2	0.000	0.000	0.000	0.000	0.000	0.000	0.000	0.000	0.000	0.000	0.000	0.000	0.000	0.000
Total	0.517	0.167	9.273	7.219	10.025	8.221	9.529	7.433	8.604	6.942	9.538	8.200	0.908	0.417

	Logged Totals			Normalized by Day	Normalized Weekly Totals		
	Lites On	Occupied	Logged		Lites On	Occupied	% Savings
Peak	381.650	304.350	1328.683	^^^	48.256	38.482	20.3%
Off Peak	0.000	0.000	0.000		0.000	0.000	0.0%
Sh 1	0.000	0.000	0.000		0.000	0.000	0.0%
Sh 2	0.000	0.000	0.000		0.000	0.000	0.0%
Total	381.650	304.350	1328.683		48.256	38.482	20.3%



Area type: Warehouse. Logger: 21271. Time delay 10 minutes. Sample Warehouse, Sample Warehouse-080805



Area type: Warehouse. Logger: 20570. Time delay 10 minutes. Sample Warehouse, Sample Warehouse-080805

Energy Analysis Data by Day of Week

Sun	Total Log Time	Hours /Day	Logged Lites On	Normlzd Lites On per Day	Logged Occ	Normlzd Occ per Day
Peak	192.000	24.000	2.567	0.321	0.733	0.092
Off	0.000	0.000	0.000	0.000	0.000	0.000
Sh 1	0.000	0.000	0.000	0.000	0.000	0.000
Sh 2	0.000	0.000	0.000	0.000	0.000	0.000
Total	192.000	24.000	2.567	0.321	0.733	0.092

Tue	Total Log Time	Hours /Day	Logged Lites On	Normlzd Lites On per Day	Logged Occ	Normlzd Occ per Day
Peak	192.000	24.000	38.050	4.756	4.033	0.504
Off	0.000	0.000	0.000	0.000	0.000	0.000
Sh 1	0.000	0.000	0.000	0.000	0.000	0.000
Sh 2	0.000	0.000	0.000	0.000	0.000	0.000
Total	192.000	24.000	38.050	4.756	4.033	0.504

Thu	Total Log Time	Hours /Day	Logged Lites On	Normlzd Lites On per Day	Logged Occ	Normlzd Occ per Day
Peak	176.650	24.000	37.633	5.113	6.833	0.928
Off	0.000	0.000	0.000	0.000	0.000	0.000
Sh 1	0.000	0.000	0.000	0.000	0.000	0.000
Sh 2	0.000	0.000	0.000	0.000	0.000	0.000
Total	176.650	24.000	37.633	5.113	6.833	0.928

Sat	Total Log Time	Hours /Day	Logged Lites On	Normlzd Lites On per Day	Logged Occ	Normlzd Occ per Day
Peak	192.000	24.000	1.867	0.233	0.200	0.025
Off	0.000	0.000	0.000	0.000	0.000	0.000
Sh 1	0.000	0.000	0.000	0.000	0.000	0.000
Sh 2	0.000	0.000	0.000	0.000	0.000	0.000
Total	192.000	24.000	1.867	0.233	0.200	0.025

Mon	Total Log Time	Hours /Day	Logged Lites On	Normlzd Lites On per Day	Logged Occ	Normlzd Occ per Day
Peak	192.000	24.000	32.150	4.019	4.333	0.542
Off	0.000	0.000	0.000	0.000	0.000	0.000
Sh 1	0.000	0.000	0.000	0.000	0.000	0.000
Sh 2	0.000	0.000	0.000	0.000	0.000	0.000
Total	192.000	24.000	32.150	4.019	4.333	0.542

Wed	Total Log Time	Hours /Day	Logged Lites On	Normlzd Lites On per Day	Logged Occ	Normlzd Occ per Day
Peak	192.000	24.000	32.733	4.092	3.967	0.496
Off	0.000	0.000	0.000	0.000	0.000	0.000
Sh 1	0.000	0.000	0.000	0.000	0.000	0.000
Sh 2	0.000	0.000	0.000	0.000	0.000	0.000
Total	192.000	24.000	32.733	4.092	3.967	0.496


Fri	Total Log Time	Hours /Day	Logged Lites On	Normlzd Lites On per Day	Logged Occ	Normlzd Occ per Day
Peak	192.000	24.000	27.200	3.400	4.667	0.583
Off	0.000	0.000	0.000	0.000	0.000	0.000
Sh 1	0.000	0.000	0.000	0.000	0.000	0.000
Sh 2	0.000	0.000	0.000	0.000	0.000	0.000
Total	192.000	24.000	27.200	3.400	4.667	0.583

Peak	Logged Totals			Normalized Totals		
	Lites On	Occupied	Logged	Lites On	Occupied	% Savings
Peak	172.200	24.767	1328.667	21.773	3.132	85.6%
Off	0.000	0.000	0.000	0.000	0.000	0.0%
Sh 1	0.000	0.000	0.000	0.000	0.000	0.0%
Sh 2	0.000	0.000	0.000	0.000	0.000	0.0%
Total	172.200	24.767	1328.667	21.773	3.132	85.6%


Normalized Data

	Sun		Mon		Tue		Wed		Thu		Fri		Sat	
	LO	Occ	LO	Occ	LO	Occ	LO	Occ	LO	Occ	LO	Occ	LO	Occ
Peak	0.321	0.092	4.019	0.542	4.756	0.504	4.092	0.496	5.113	0.928	3.400	0.583	0.233	0.025
Off Peak	0.000	0.000	0.000	0.000	0.000	0.000	0.000	0.000	0.000	0.000	0.000	0.000	0.000	0.000
Sh 1	0.000	0.000	0.000	0.000	0.000	0.000	0.000	0.000	0.000	0.000	0.000	0.000	0.000	0.000
Sh 2	0.000	0.000	0.000	0.000	0.000	0.000	0.000	0.000	0.000	0.000	0.000	0.000	0.000	0.000
Total	0.321	0.092	4.019	0.542	4.756	0.504	4.092	0.496	5.113	0.928	3.400	0.583	0.233	0.025

	Logged Totals			Normalized by Day	Normalized Weekly Totals		
	Lites On	Occupied	Logged		Lites On	Occupied	% Savings
Peak	172.200	24.767	1328.667	^^^	21.773	3.132	85.6%
Off Peak	0.000	0.000	0.000		0.000	0.000	0.0%
Sh 1	0.000	0.000	0.000		0.000	0.000	0.0%
Sh 2	0.000	0.000	0.000		0.000	0.000	0.0%
Total	172.200	24.767	1328.667		21.773	3.132	85.6%



Area type: Warehouse. Logger: 20570. Time delay 10 minutes. Sample Warehouse, Sample Warehouse-080805



Area type: Warehouse. Logger: 21116. Time delay 10 minutes. Sample Warehouse, Sample Warehouse-080805

Energy Analysis Data by Day of Week

Sun	Total Log Time	Hours /Day	Logged Lites On	Normlzd Lites On per Day	Logged Occ	Normlzd Occ per Day
Peak	192.000	24.000	8.233	1.029	2.367	0.296
Off	0.000	0.000	0.000	0.000	0.000	0.000
Sh 1	0.000	0.000	0.000	0.000	0.000	0.000
Sh 2	0.000	0.000	0.000	0.000	0.000	0.000
Total	192.000	24.000	8.233	1.029	2.367	0.296

Tue	Total Log Time	Hours /Day	Logged Lites On	Normlzd Lites On per Day	Logged Occ	Normlzd Occ per Day
Peak	192.000	24.000	83.867	10.483	79.200	9.900
Off	0.000	0.000	0.000	0.000	0.000	0.000
Sh 1	0.000	0.000	0.000	0.000	0.000	0.000
Sh 2	0.000	0.000	0.000	0.000	0.000	0.000
Total	192.000	24.000	83.867	10.483	79.200	9.900

Thu	Total Log Time	Hours /Day	Logged Lites On	Normlzd Lites On per Day	Logged Occ	Normlzd Occ per Day
Peak	176.700	24.000	67.183	9.125	60.917	8.274
Off	0.000	0.000	0.000	0.000	0.000	0.000
Sh 1	0.000	0.000	0.000	0.000	0.000	0.000
Sh 2	0.000	0.000	0.000	0.000	0.000	0.000
Total	176.700	24.000	67.183	9.125	60.917	8.274

Sat	Total Log Time	Hours /Day	Logged Lites On	Normlzd Lites On per Day	Logged Occ	Normlzd Occ per Day
Peak	192.000	24.000	6.567	0.821	3.933	0.492
Off	0.000	0.000	0.000	0.000	0.000	0.000
Sh 1	0.000	0.000	0.000	0.000	0.000	0.000
Sh 2	0.000	0.000	0.000	0.000	0.000	0.000
Total	192.000	24.000	6.567	0.821	3.933	0.492

Mon	Total Log Time	Hours /Day	Logged Lites On	Normlzd Lites On per Day	Logged Occ	Normlzd Occ per Day
Peak	192.000	24.000	76.867	9.608	71.633	8.954
Off	0.000	0.000	0.000	0.000	0.000	0.000
Sh 1	0.000	0.000	0.000	0.000	0.000	0.000
Sh 2	0.000	0.000	0.000	0.000	0.000	0.000
Total	192.000	24.000	76.867	9.608	71.633	8.954

Wed	Total Log Time	Hours /Day	Logged Lites On	Normlzd Lites On per Day	Logged Occ	Normlzd Occ per Day
Peak	192.000	24.000	86.083	10.760	77.183	9.648
Off	0.000	0.000	0.000	0.000	0.000	0.000
Sh 1	0.000	0.000	0.000	0.000	0.000	0.000
Sh 2	0.000	0.000	0.000	0.000	0.000	0.000
Total	192.000	24.000	86.083	10.760	77.183	9.648


Fri	Total Log Time	Hours /Day	Logged Lites On	Normlzd Lites On per Day	Logged Occ	Normlzd Occ per Day
Peak	192.000	24.000	78.167	9.771	73.400	9.175
Off	0.000	0.000	0.000	0.000	0.000	0.000
Sh 1	0.000	0.000	0.000	0.000	0.000	0.000
Sh 2	0.000	0.000	0.000	0.000	0.000	0.000
Total	192.000	24.000	78.167	9.771	73.400	9.175

	Logged Totals			Normalized Totals		
	Lites On	Occupied	Logged	Lites On	Occupied	% Savings
Peak	406.967	368.633	1328.717	51.456	46.609	9.4%
Off	0.000	0.000	0.000	0.000	0.000	0.0%
Sh 1	0.000	0.000	0.000	0.000	0.000	0.0%
Sh 2	0.000	0.000	0.000	0.000	0.000	0.0%
Total	406.967	368.633	1328.717	51.456	46.609	9.4%


Normalized Data

	Sun		Mon		Tue		Wed		Thu		Fri		Sat	
	LO	Occ	LO	Occ	LO	Occ	LO	Occ	LO	Occ	LO	Occ	LO	Occ
Peak	1.029	0.296	9.608	8.954	10.483	9.900	10.760	9.648	9.125	8.274	9.771	9.175	0.821	0.492
Off Peak	0.000	0.000	0.000	0.000	0.000	0.000	0.000	0.000	0.000	0.000	0.000	0.000	0.000	0.000
Sh 1	0.000	0.000	0.000	0.000	0.000	0.000	0.000	0.000	0.000	0.000	0.000	0.000	0.000	0.000
Sh 2	0.000	0.000	0.000	0.000	0.000	0.000	0.000	0.000	0.000	0.000	0.000	0.000	0.000	0.000
Total	1.029	0.296	9.608	8.954	10.483	9.900	10.760	9.648	9.125	8.274	9.771	9.175	0.821	0.492

	Logged Totals			Normalized by Day	Normalized Weekly Totals		
	Lites On	Occupied	Logged		Lites On	Occupied	% Savings
Peak	406.967	368.633	1328.717	***	51.456	46.609	9.4%
Off Peak	0.000	0.000	0.000		0.000	0.000	0.0%
Sh 1	0.000	0.000	0.000		0.000	0.000	0.0%
Sh 2	0.000	0.000	0.000		0.000	0.000	0.0%
Total	406.967	368.633	1328.717		51.456	46.609	9.4%



Area type: Warehouse. Logger: 21116. Time delay 10 minutes. Sample Warehouse, Sample Warehouse-080805



Area type: Warehouse. Logger: 24603. Time delay 10 minutes. Sample Warehouse, Sample Warehouse-080805

Energy Analysis Data by Day of Week

Sun	Total Log Time	Hours /Day	Logged Lites On	Normlzd Lites On per Day	Logged Occ	Normlzd Occ per Day
Peak	192.000	24.000	0.000	0.000	0.000	0.000
Off	0.000	0.000	0.000	0.000	0.000	0.000
Sh 1	0.000	0.000	0.000	0.000	0.000	0.000
Sh 2	0.000	0.000	0.000	0.000	0.000	0.000
Total	192.000	24.000	0.000	0.000	0.000	0.000

Tue	Total Log Time	Hours /Day	Logged Lites On	Normlzd Lites On per Day	Logged Occ	Normlzd Occ per Day
Peak	192.000	24.000	15.467	1.933	2.800	0.350
Off	0.000	0.000	0.000	0.000	0.000	0.000
Sh 1	0.000	0.000	0.000	0.000	0.000	0.000
Sh 2	0.000	0.000	0.000	0.000	0.000	0.000
Total	192.000	24.000	15.467	1.933	2.800	0.350

Thu	Total Log Time	Hours /Day	Logged Lites On	Normlzd Lites On per Day	Logged Occ	Normlzd Occ per Day
Peak	176.833	24.000	17.767	2.411	4.633	0.629
Off	0.000	0.000	0.000	0.000	0.000	0.000
Sh 1	0.000	0.000	0.000	0.000	0.000	0.000
Sh 2	0.000	0.000	0.000	0.000	0.000	0.000
Total	176.833	24.000	17.767	2.411	4.633	0.629

Sat	Total Log Time	Hours /Day	Logged Lites On	Normlzd Lites On per Day	Logged Occ	Normlzd Occ per Day
Peak	192.000	24.000	3.400	0.425	1.767	0.221
Off	0.000	0.000	0.000	0.000	0.000	0.000
Sh 1	0.000	0.000	0.000	0.000	0.000	0.000
Sh 2	0.000	0.000	0.000	0.000	0.000	0.000
Total	192.000	24.000	3.400	0.425	1.767	0.221

Mon	Total Log Time	Hours /Day	Logged Lites On	Normlzd Lites On per Day	Logged Occ	Normlzd Occ per Day
Peak	192.000	24.000	9.600	1.200	2.833	0.354
Off	0.000	0.000	0.000	0.000	0.000	0.000
Sh 1	0.000	0.000	0.000	0.000	0.000	0.000
Sh 2	0.000	0.000	0.000	0.000	0.000	0.000
Total	192.000	24.000	9.600	1.200	2.833	0.354

Wed	Total Log Time	Hours /Day	Logged Lites On	Normlzd Lites On per Day	Logged Occ	Normlzd Occ per Day
Peak	192.000	24.000	17.867	2.233	4.000	0.500
Off	0.000	0.000	0.000	0.000	0.000	0.000
Sh 1	0.000	0.000	0.000	0.000	0.000	0.000
Sh 2	0.000	0.000	0.000	0.000	0.000	0.000
Total	192.000	24.000	17.867	2.233	4.000	0.500


Fri	Total Log Time	Hours /Day	Logged Lites On	Normlzd Lites On per Day	Logged Occ	Normlzd Occ per Day
Peak	192.000	24.000	14.200	1.775	4.433	0.554
Off	0.000	0.000	0.000	0.000	0.000	0.000
Sh 1	0.000	0.000	0.000	0.000	0.000	0.000
Sh 2	0.000	0.000	0.000	0.000	0.000	0.000
Total	192.000	24.000	14.200	1.775	4.433	0.554

	Logged Totals			Normalized Totals		
	Lites On	Occupied	Logged	Lites On	Occupied	% Savings
Peak	78.300	20.467	1328.850	9.899	2.588	73.9%
Off	0.000	0.000	0.000	0.000	0.000	0.0%
Sh 1	0.000	0.000	0.000	0.000	0.000	0.0%
Sh 2	0.000	0.000	0.000	0.000	0.000	0.0%
Total	78.300	20.467	1328.850	9.899	2.588	73.9%

Normalized Data


	Sun		Mon		Tue		Wed		Thu		Fri		Sat	
	LO	Occ	LO	Occ	LO	Occ	LO	Occ	LO	Occ	LO	Occ	LO	Occ
Peak	0.000	0.000	1.200	0.354	1.933	0.350	2.233	0.500	2.411	0.629	1.775	0.554	0.425	0.221
Off Peak	0.000	0.000	0.000	0.000	0.000	0.000	0.000	0.000	0.000	0.000	0.000	0.000	0.000	0.000
Sh 1	0.000	0.000	0.000	0.000	0.000	0.000	0.000	0.000	0.000	0.000	0.000	0.000	0.000	0.000
Sh 2	0.000	0.000	0.000	0.000	0.000	0.000	0.000	0.000	0.000	0.000	0.000	0.000	0.000	0.000
Total	0.000	0.000	1.200	0.354	1.933	0.350	2.233	0.500	2.411	0.629	1.775	0.554	0.425	0.221

	Logged Totals			Normalized by Day	Normalized Weekly Totals		
	Lites On	Occupied	Logged		Lites On	Occupied	% Savings
Peak	78.300	20.467	1328.850	^^ ^^	9.899	2.588	73.9%
Off Peak	0.000	0.000	0.000		0.000	0.000	0.0%
Sh 1	0.000	0.000	0.000		0.000	0.000	0.0%
Sh 2	0.000	0.000	0.000		0.000	0.000	0.0%
Total	78.300	20.467	1328.850		9.899	2.588	73.9%



2A

Area type: Warehouse. Logger: 24603. Time delay 10 minutes. Sample Warehouse, Sample Warehouse-080805



Area type: Warehouse. Logger: 24702. Time delay 10 minutes. Sample Warehouse, Sample Warehouse-080805

Energy Analysis Data by Day of Week

Sun	Total Log Time	Hours /Day	Logged Lites On	Normlzd Lites On per Day	Logged Occ	Normlzd Occ per Day
Peak	192.000	24.000	0.000	0.000	0.000	0.000
Diff	0.000	0.000	0.000	0.000	0.000	0.000
Sh 1	0.000	0.000	0.000	0.000	0.000	0.000
Sh 2	0.000	0.000	0.000	0.000	0.000	0.000
Total	192.000	24.000	0.000	0.000	0.000	0.000

Tue	Total Log Time	Hours /Day	Logged Lites On	Normlzd Lites On per Day	Logged Occ	Normlzd Occ per Day
Peak	192.000	24.000	30.583	3.823	21.183	2.648
Diff	0.000	0.000	0.000	0.000	0.000	0.000
Sh 1	0.000	0.000	0.000	0.000	0.000	0.000
Sh 2	0.000	0.000	0.000	0.000	0.000	0.000
Total	192.000	24.000	30.583	3.823	21.183	2.648

Thu	Total Log Time	Hours /Day	Logged Lites On	Normlzd Lites On per Day	Logged Occ	Normlzd Occ per Day
Peak	176.817	24.000	29.133	3.954	20.033	2.719
Diff	0.000	0.000	0.000	0.000	0.000	0.000
Sh 1	0.000	0.000	0.000	0.000	0.000	0.000
Sh 2	0.000	0.000	0.000	0.000	0.000	0.000
Total	176.817	24.000	29.133	3.954	20.033	2.719

Sat	Total Log Time	Hours /Day	Logged Lites On	Normlzd Lites On per Day	Logged Occ	Normlzd Occ per Day
Peak	192.000	24.000	4.400	0.550	3.167	0.396
Diff	0.000	0.000	0.000	0.000	0.000	0.000
Sh 1	0.000	0.000	0.000	0.000	0.000	0.000
Sh 2	0.000	0.000	0.000	0.000	0.000	0.000
Total	192.000	24.000	4.400	0.550	3.167	0.396

Mon	Total Log Time	Hours /Day	Logged Lites On	Normlzd Lites On per Day	Logged Occ	Normlzd Occ per Day
Peak	192.000	24.000	41.117	5.140	23.883	2.985
Diff	0.000	0.000	0.000	0.000	0.000	0.000
Sh 1	0.000	0.000	0.000	0.000	0.000	0.000
Sh 2	0.000	0.000	0.000	0.000	0.000	0.000
Total	192.000	24.000	41.117	5.140	23.883	2.985

Wed	Total Log Time	Hours /Day	Logged Lites On	Normlzd Lites On per Day	Logged Occ	Normlzd Occ per Day
Peak	192.000	24.000	33.000	4.125	25.000	3.125
Diff	0.000	0.000	0.000	0.000	0.000	0.000
Sh 1	0.000	0.000	0.000	0.000	0.000	0.000
Sh 2	0.000	0.000	0.000	0.000	0.000	0.000
Total	192.000	24.000	33.000	4.125	25.000	3.125


Fri	Total Log Time	Hours /Day	Logged Lites On	Normlzd Lites On per Day	Logged Occ	Normlzd Occ per Day
Peak	183.867	24.000	25.467	3.324	14.567	1.901
Diff	0.000	0.000	0.000	0.000	0.000	0.000
Sh 1	0.000	0.000	0.000	0.000	0.000	0.000
Sh 2	0.000	0.000	0.000	0.000	0.000	0.000
Total	183.867	24.000	25.467	3.324	14.567	1.901

	Logged Totals			Normalized Totals		
	Lites On	Occupied	Logged	Lites On	Occupied	% Savings
Peak	163.700	107.833	1320.683	20.824	13.717	34.1%
Diff	0.000	0.000	0.000	0.000	0.000	0.0%
Sh 1	0.000	0.000	0.000	0.000	0.000	0.0%
Sh 2	0.000	0.000	0.000	0.000	0.000	0.0%
Total	163.700	107.833	1320.683	20.824	13.717	34.1%

Normalized Data

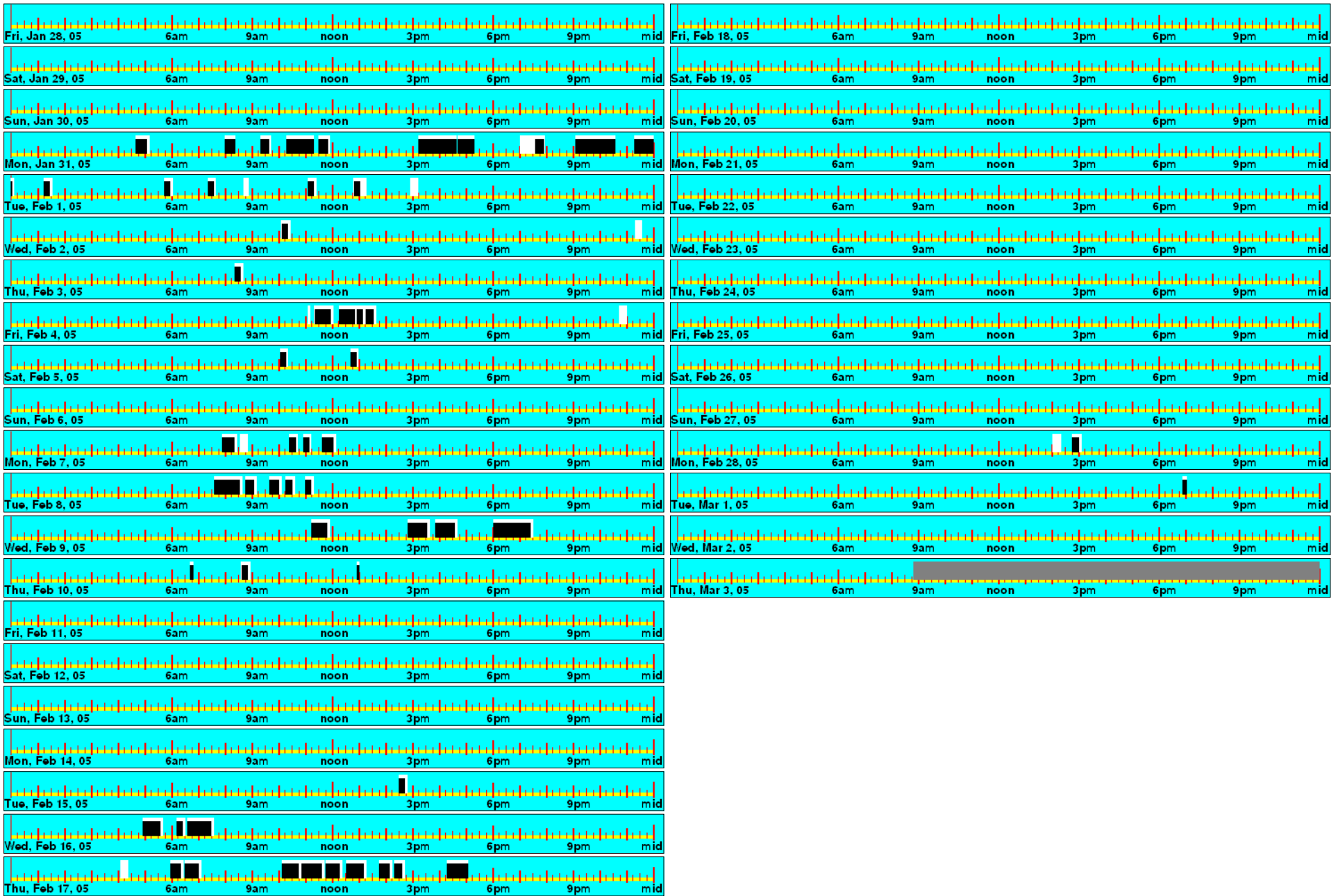
	Sun		Mon		Tue		Wed		Thu		Fri		Sat	
	LO	Occ	LO	Occ	LO	Occ	LO	Occ	LO	Occ	LO	Occ	LO	Occ
Peak	0.000	0.000	5.140	2.985	3.823	2.648	4.125	3.125	3.954	2.719	3.324	1.901	0.550	0.396
Diff Peak	0.000	0.000	0.000	0.000	0.000	0.000	0.000	0.000	0.000	0.000	0.000	0.000	0.000	0.000
Sh 1	0.000	0.000	0.000	0.000	0.000	0.000	0.000	0.000	0.000	0.000	0.000	0.000	0.000	0.000
Sh 2	0.000	0.000	0.000	0.000	0.000	0.000	0.000	0.000	0.000	0.000	0.000	0.000	0.000	0.000
Total	0.000	0.000	5.140	2.985	3.823	2.648	4.125	3.125	3.954	2.719	3.324	1.901	0.550	0.396

	Logged Totals			Normalized by Day	Normalized Weekly Totals		
	Lites On	Occupied	Logged		Lites On	Occupied	% Savings
Peak	163.700	107.833	1320.683	^^^	20.824	13.717	34.1%
Diff Peak	0.000	0.000	0.000		0.000	0.000	0.0%
Sh 1	0.000	0.000	0.000		0.000	0.000	0.0%
Sh 2	0.000	0.000	0.000		0.000	0.000	0.0%
Total	163.700	107.833	1320.683		20.824	13.717	34.1%



2B

Area type: Warehouse. Logger: 24702. Time delay 10 minutes. Sample Warehouse, Sample Warehouse-080805



Area type: Warehouse. Logger: 22970. Time delay 10 minutes. Sample Warehouse, Sample Warehouse-080805

Energy Analysis Data by Day of Week

Sun	Total Log Time	Hours /Day	Logged Lites On	Normlzd Lites On per Day	Logged Occ	Normlzd Occ per Day
Peak	192.000	24.000	6.633	0.829	2.133	0.267
Off	0.000	0.000	0.000	0.000	0.000	0.000
Sh 1	0.000	0.000	0.000	0.000	0.000	0.000
Sh 2	0.000	0.000	0.000	0.000	0.000	0.000
Total	192.000	24.000	6.633	0.829	2.133	0.267

Tue	Total Log Time	Hours /Day	Logged Lites On	Normlzd Lites On per Day	Logged Occ	Normlzd Occ per Day
Peak	192.000	24.000	92.833	11.604	72.267	9.033
Off	0.000	0.000	0.000	0.000	0.000	0.000
Sh 1	0.000	0.000	0.000	0.000	0.000	0.000
Sh 2	0.000	0.000	0.000	0.000	0.000	0.000
Total	192.000	24.000	92.833	11.604	72.267	9.033

Thu	Total Log Time	Hours /Day	Logged Lites On	Normlzd Lites On per Day	Logged Occ	Normlzd Occ per Day
Peak	176.867	24.000	72.083	9.781	49.300	6.690
Off	0.000	0.000	0.000	0.000	0.000	0.000
Sh 1	0.000	0.000	0.000	0.000	0.000	0.000
Sh 2	0.000	0.000	0.000	0.000	0.000	0.000
Total	176.867	24.000	72.083	9.781	49.300	6.690

Sat	Total Log Time	Hours /Day	Logged Lites On	Normlzd Lites On per Day	Logged Occ	Normlzd Occ per Day
Peak	192.000	24.000	7.133	0.892	3.133	0.392
Off	0.000	0.000	0.000	0.000	0.000	0.000
Sh 1	0.000	0.000	0.000	0.000	0.000	0.000
Sh 2	0.000	0.000	0.000	0.000	0.000	0.000
Total	192.000	24.000	7.133	0.892	3.133	0.392

Mon	Total Log Time	Hours /Day	Logged Lites On	Normlzd Lites On per Day	Logged Occ	Normlzd Occ per Day
Peak	192.000	24.000	86.617	10.827	61.417	7.677
Off	0.000	0.000	0.000	0.000	0.000	0.000
Sh 1	0.000	0.000	0.000	0.000	0.000	0.000
Sh 2	0.000	0.000	0.000	0.000	0.000	0.000
Total	192.000	24.000	86.617	10.827	61.417	7.677

Wed	Total Log Time	Hours /Day	Logged Lites On	Normlzd Lites On per Day	Logged Occ	Normlzd Occ per Day
Peak	192.000	24.000	89.650	11.206	66.950	8.369
Off	0.000	0.000	0.000	0.000	0.000	0.000
Sh 1	0.000	0.000	0.000	0.000	0.000	0.000
Sh 2	0.000	0.000	0.000	0.000	0.000	0.000
Total	192.000	24.000	89.650	11.206	66.950	8.369


Fri	Total Log Time	Hours /Day	Logged Lites On	Normlzd Lites On per Day	Logged Occ	Normlzd Occ per Day
Peak	192.000	24.000	76.850	9.606	47.567	5.946
Off	0.000	0.000	0.000	0.000	0.000	0.000
Sh 1	0.000	0.000	0.000	0.000	0.000	0.000
Sh 2	0.000	0.000	0.000	0.000	0.000	0.000
Total	192.000	24.000	76.850	9.606	47.567	5.946

	Logged Totals			Normalized Totals		
	Lites On	Occupied	Logged	Lites On	Occupied	% Savings
Peak	431.800	302.767	1328.883	54.589	38.276	29.9%
Off	0.000	0.000	0.000	0.000	0.000	0.0%
Sh 1	0.000	0.000	0.000	0.000	0.000	0.0%
Sh 2	0.000	0.000	0.000	0.000	0.000	0.0%
Total	431.800	302.767	1328.883	54.589	38.276	29.9%

Normalized Data


	Sun		Mon		Tue		Wed		Thu		Fri		Sat	
	LO	Occ	LO	Occ	LO	Occ	LO	Occ	LO	Occ	LO	Occ	LO	Occ
Peak	0.829	0.267	10.827	7.677	11.604	9.033	11.206	8.369	9.781	6.690	9.606	5.946	0.892	0.392
Off Peak	0.000	0.000	0.000	0.000	0.000	0.000	0.000	0.000	0.000	0.000	0.000	0.000	0.000	0.000
Sh 1	0.000	0.000	0.000	0.000	0.000	0.000	0.000	0.000	0.000	0.000	0.000	0.000	0.000	0.000
Sh 2	0.000	0.000	0.000	0.000	0.000	0.000	0.000	0.000	0.000	0.000	0.000	0.000	0.000	0.000
Total	0.829	0.267	10.827	7.677	11.604	9.033	11.206	8.369	9.781	6.690	9.606	5.946	0.892	0.392

	Logged Totals			Normalized by Day	Normalized Weekly Totals		
	Lites On	Occupied	Logged		Lites On	Occupied	% Savings
Peak	431.800	302.767	1328.883	^^^	54.589	38.276	29.9%
Off Peak	0.000	0.000	0.000		0.000	0.000	0.0%
Sh 1	0.000	0.000	0.000		0.000	0.000	0.0%
Sh 2	0.000	0.000	0.000		0.000	0.000	0.0%
Total	431.800	302.767	1328.883		54.589	38.276	29.9%



2D

Area type: Warehouse. Logger: 22970. Time delay 10 minutes. Sample Warehouse, Sample Warehouse-080805



Area type: Warehouse. Logger: 22879. Time delay 10 minutes. Sample Warehouse, Sample Warehouse-080805

Energy Analysis Data by Day of Week

Sun	Total Log Time	Hours /Day	Logged Lites On	Normlzd Lites On per Day	Logged Occ	Normlzd Occ per Day
Peak	192.000	24.000	13.467	1.683	3.667	0.458
Off	0.000	0.000	0.000	0.000	0.000	0.000
Sh 1	0.000	0.000	0.000	0.000	0.000	0.000
Sh 2	0.000	0.000	0.000	0.000	0.000	0.000
Total	192.000	24.000	13.467	1.683	3.667	0.458

Tue	Total Log Time	Hours /Day	Logged Lites On	Normlzd Lites On per Day	Logged Occ	Normlzd Occ per Day
Peak	192.000	24.000	99.000	12.375	63.617	7.952
Off	0.000	0.000	0.000	0.000	0.000	0.000
Sh 1	0.000	0.000	0.000	0.000	0.000	0.000
Sh 2	0.000	0.000	0.000	0.000	0.000	0.000
Total	192.000	24.000	99.000	12.375	63.617	7.952

Thu	Total Log Time	Hours /Day	Logged Lites On	Normlzd Lites On per Day	Logged Occ	Normlzd Occ per Day
Peak	176.867	24.000	78.517	10.654	40.517	5.498
Off	0.000	0.000	0.000	0.000	0.000	0.000
Sh 1	0.000	0.000	0.000	0.000	0.000	0.000
Sh 2	0.000	0.000	0.000	0.000	0.000	0.000
Total	176.867	24.000	78.517	10.654	40.517	5.498

Sat	Total Log Time	Hours /Day	Logged Lites On	Normlzd Lites On per Day	Logged Occ	Normlzd Occ per Day
Peak	192.000	24.000	10.733	1.342	0.600	0.075
Off	0.000	0.000	0.000	0.000	0.000	0.000
Sh 1	0.000	0.000	0.000	0.000	0.000	0.000
Sh 2	0.000	0.000	0.000	0.000	0.000	0.000
Total	192.000	24.000	10.733	1.342	0.600	0.075

Mon	Total Log Time	Hours /Day	Logged Lites On	Normlzd Lites On per Day	Logged Occ	Normlzd Occ per Day
Peak	192.000	24.000	99.000	12.375	54.733	6.842
Off	0.000	0.000	0.000	0.000	0.000	0.000
Sh 1	0.000	0.000	0.000	0.000	0.000	0.000
Sh 2	0.000	0.000	0.000	0.000	0.000	0.000
Total	192.000	24.000	99.000	12.375	54.733	6.842

Wed	Total Log Time	Hours /Day	Logged Lites On	Normlzd Lites On per Day	Logged Occ	Normlzd Occ per Day
Peak	192.000	24.000	95.017	11.877	52.667	6.583
Off	0.000	0.000	0.000	0.000	0.000	0.000
Sh 1	0.000	0.000	0.000	0.000	0.000	0.000
Sh 2	0.000	0.000	0.000	0.000	0.000	0.000
Total	192.000	24.000	95.017	11.877	52.667	6.583

Fri	Total Log Time	Hours /Day	Logged Lites On	Normlzd Lites On per Day	Logged Occ	Normlzd Occ per Day
Peak	192.000	24.000	91.650	11.456	41.267	5.158
Off	0.000	0.000	0.000	0.000	0.000	0.000
Sh 1	0.000	0.000	0.000	0.000	0.000	0.000
Sh 2	0.000	0.000	0.000	0.000	0.000	0.000
Total	192.000	24.000	91.650	11.456	41.267	5.158

	Logged Totals			Normalized Totals		
	Lites On	Occupied	Logged	Lites On	Occupied	% Savings
Peak	487.383	257.067	1328.883	61.616	32.499	47.3%
Off	0.000	0.000	0.000	0.000	0.000	0.0%
Sh 1	0.000	0.000	0.000	0.000	0.000	0.0%
Sh 2	0.000	0.000	0.000	0.000	0.000	0.0%
Total	487.383	257.067	1328.883	61.616	32.499	47.3%

Normalized Data


	Sun		Mon		Tue		Wed		Thu		Fri		Sat	
	LO	Occ	LO	Occ	LO	Occ	LO	Occ	LO	Occ	LO	Occ	LO	Occ
Peak	1.683	0.458	12.375	6.842	12.375	7.952	11.877	6.583	10.654	5.498	11.456	5.158	1.342	0.075
Off Peak	0.000	0.000	0.000	0.000	0.000	0.000	0.000	0.000	0.000	0.000	0.000	0.000	0.000	0.000
Sh 1	0.000	0.000	0.000	0.000	0.000	0.000	0.000	0.000	0.000	0.000	0.000	0.000	0.000	0.000
Sh 2	0.000	0.000	0.000	0.000	0.000	0.000	0.000	0.000	0.000	0.000	0.000	0.000	0.000	0.000
Total	1.683	0.458	12.375	6.842	12.375	7.952	11.877	6.583	10.654	5.498	11.456	5.158	1.342	0.075

	Logged Totals			Normalized by Day	Normalized Weekly Totals		
	Lites On	Occupied	Logged		Lites On	Occupied	% Savings
Peak	487.383	257.067	1328.883	^^ ^^	61.616	32.499	47.3%
Off Peak	0.000	0.000	0.000		0.000	0.000	0.0%
Sh 1	0.000	0.000	0.000		0.000	0.000	0.0%
Sh 2	0.000	0.000	0.000		0.000	0.000	0.0%
Total	487.383	257.067	1328.883		61.616	32.499	47.3%



2E

Area type: Warehouse. Logger: 22879. Time delay 10 minutes. Sample Warehouse, Sample Warehouse-080805



Area type: Warehouse. Logger: 22940. Time delay 10 minutes. Sample Warehouse, Sample Warehouse-080805

Energy Analysis Data by Day of Week

Sun	Total Log Time	Hours /Day	Logged Lites On	Normlzd Lites On per Day	Logged Occ	Normlzd Occ per Day
Peak	192.000	24.000	5.333	0.667	0.200	0.025
Off	0.000	0.000	0.000	0.000	0.000	0.000
Sh 1	0.000	0.000	0.000	0.000	0.000	0.000
Sh 2	0.000	0.000	0.000	0.000	0.000	0.000
Total	192.000	24.000	5.333	0.667	0.200	0.025

Tue	Total Log Time	Hours /Day	Logged Lites On	Normlzd Lites On per Day	Logged Occ	Normlzd Occ per Day
Peak	192.000	24.000	110.333	13.792	22.983	2.873
Off	0.000	0.000	0.000	0.000	0.000	0.000
Sh 1	0.000	0.000	0.000	0.000	0.000	0.000
Sh 2	0.000	0.000	0.000	0.000	0.000	0.000
Total	192.000	24.000	110.333	13.792	22.983	2.873

Thu	Total Log Time	Hours /Day	Logged Lites On	Normlzd Lites On per Day	Logged Occ	Normlzd Occ per Day
Peak	176.917	24.000	88.233	11.969	19.567	2.654
Off	0.000	0.000	0.000	0.000	0.000	0.000
Sh 1	0.000	0.000	0.000	0.000	0.000	0.000
Sh 2	0.000	0.000	0.000	0.000	0.000	0.000
Total	176.917	24.000	88.233	11.969	19.567	2.654

Sat	Total Log Time	Hours /Day	Logged Lites On	Normlzd Lites On per Day	Logged Occ	Normlzd Occ per Day
Peak	192.000	24.000	11.733	1.467	0.367	0.046
Off	0.000	0.000	0.000	0.000	0.000	0.000
Sh 1	0.000	0.000	0.000	0.000	0.000	0.000
Sh 2	0.000	0.000	0.000	0.000	0.000	0.000
Total	192.000	24.000	11.733	1.467	0.367	0.046

Mon	Total Log Time	Hours /Day	Logged Lites On	Normlzd Lites On per Day	Logged Occ	Normlzd Occ per Day
Peak	192.000	24.000	110.583	13.823	29.617	3.702
Off	0.000	0.000	0.000	0.000	0.000	0.000
Sh 1	0.000	0.000	0.000	0.000	0.000	0.000
Sh 2	0.000	0.000	0.000	0.000	0.000	0.000
Total	192.000	24.000	110.583	13.823	29.617	3.702

Wed	Total Log Time	Hours /Day	Logged Lites On	Normlzd Lites On per Day	Logged Occ	Normlzd Occ per Day
Peak	192.000	24.000	104.217	13.027	25.633	3.204
Off	0.000	0.000	0.000	0.000	0.000	0.000
Sh 1	0.000	0.000	0.000	0.000	0.000	0.000
Sh 2	0.000	0.000	0.000	0.000	0.000	0.000
Total	192.000	24.000	104.217	13.027	25.633	3.204


Fri	Total Log Time	Hours /Day	Logged Lites On	Normlzd Lites On per Day	Logged Occ	Normlzd Occ per Day
Peak	192.000	24.000	95.533	11.942	24.100	3.013
Off	0.000	0.000	0.000	0.000	0.000	0.000
Sh 1	0.000	0.000	0.000	0.000	0.000	0.000
Sh 2	0.000	0.000	0.000	0.000	0.000	0.000
Total	192.000	24.000	95.533	11.942	24.100	3.013

	Logged Totals			Normalized Totals		
	Lites On	Occupied	Logged	Lites On	Occupied	% Savings
Peak	525.967	122.467	1328.933	66.491	15.482	76.7%
Off	0.000	0.000	0.000	0.000	0.000	0.0%
Sh 1	0.000	0.000	0.000	0.000	0.000	0.0%
Sh 2	0.000	0.000	0.000	0.000	0.000	0.0%
Total	525.967	122.467	1328.933	66.491	15.482	76.7%


Normalized Data

	Sun		Mon		Tue		Wed		Thu		Fri		Sat	
	LO	Occ	LO	Occ	LO	Occ	LO	Occ	LO	Occ	LO	Occ	LO	Occ
Peak	0.667	0.025	13.823	3.702	13.792	2.873	13.027	3.204	11.969	2.654	11.942	3.013	1.467	0.046
Off Peak	0.000	0.000	0.000	0.000	0.000	0.000	0.000	0.000	0.000	0.000	0.000	0.000	0.000	0.000
Sh 1	0.000	0.000	0.000	0.000	0.000	0.000	0.000	0.000	0.000	0.000	0.000	0.000	0.000	0.000
Sh 2	0.000	0.000	0.000	0.000	0.000	0.000	0.000	0.000	0.000	0.000	0.000	0.000	0.000	0.000
Total	0.667	0.025	13.823	3.702	13.792	2.873	13.027	3.204	11.969	2.654	11.942	3.013	1.467	0.046

	Logged Totals			Normalized by Day	Normalized Weekly Totals		
	Lites On	Occupied	Logged		Lites On	Occupied	% Savings
Peak	525.967	122.467	1328.933	^^ ^^	66.491	15.482	76.7%
Off Peak	0.000	0.000	0.000		0.000	0.000	0.0%
Sh 1	0.000	0.000	0.000		0.000	0.000	0.0%
Sh 2	0.000	0.000	0.000		0.000	0.000	0.0%
Total	525.967	122.467	1328.933		66.491	15.482	76.7%



Area type: Warehouse. Logger: 22940. Time delay 10 minutes. Sample Warehouse, Sample Warehouse-080805



Area type: Warehouse. Logger: 21530. Time delay 10 minutes. Sample Warehouse, Sample Warehouse-080805

Energy Analysis Data by Day of Week

Sun	Total Log Time	Hours /Day	Logged Lites On	Normlzd Lites On per Day	Logged Occ	Normlzd Occ per Day
Peak	192.000	24.000	0.100	0.013	0.000	0.000
Off	0.000	0.000	0.000	0.000	0.000	0.000
Sh 1	0.000	0.000	0.000	0.000	0.000	0.000
Sh 2	0.000	0.000	0.000	0.000	0.000	0.000
Total	192.000	24.000	0.100	0.013	0.000	0.000

Tue	Total Log Time	Hours /Day	Logged Lites On	Normlzd Lites On per Day	Logged Occ	Normlzd Occ per Day
Peak	192.000	24.000	22.533	2.817	10.233	1.279
Off	0.000	0.000	0.000	0.000	0.000	0.000
Sh 1	0.000	0.000	0.000	0.000	0.000	0.000
Sh 2	0.000	0.000	0.000	0.000	0.000	0.000
Total	192.000	24.000	22.533	2.817	10.233	1.279

Thu	Total Log Time	Hours /Day	Logged Lites On	Normlzd Lites On per Day	Logged Occ	Normlzd Occ per Day
Peak	176.833	24.000	21.067	2.859	8.200	1.113
Off	0.000	0.000	0.000	0.000	0.000	0.000
Sh 1	0.000	0.000	0.000	0.000	0.000	0.000
Sh 2	0.000	0.000	0.000	0.000	0.000	0.000
Total	176.833	24.000	21.067	2.859	8.200	1.113

Sat	Total Log Time	Hours /Day	Logged Lites On	Normlzd Lites On per Day	Logged Occ	Normlzd Occ per Day
Peak	192.000	24.000	2.933	0.367	0.967	0.121
Off	0.000	0.000	0.000	0.000	0.000	0.000
Sh 1	0.000	0.000	0.000	0.000	0.000	0.000
Sh 2	0.000	0.000	0.000	0.000	0.000	0.000
Total	192.000	24.000	2.933	0.367	0.967	0.121

Mon	Total Log Time	Hours /Day	Logged Lites On	Normlzd Lites On per Day	Logged Occ	Normlzd Occ per Day
Peak	192.000	24.000	20.400	2.550	6.667	0.833
Off	0.000	0.000	0.000	0.000	0.000	0.000
Sh 1	0.000	0.000	0.000	0.000	0.000	0.000
Sh 2	0.000	0.000	0.000	0.000	0.000	0.000
Total	192.000	24.000	20.400	2.550	6.667	0.833

Wed	Total Log Time	Hours /Day	Logged Lites On	Normlzd Lites On per Day	Logged Occ	Normlzd Occ per Day
Peak	192.000	24.000	24.533	3.067	8.733	1.092
Off	0.000	0.000	0.000	0.000	0.000	0.000
Sh 1	0.000	0.000	0.000	0.000	0.000	0.000
Sh 2	0.000	0.000	0.000	0.000	0.000	0.000
Total	192.000	24.000	24.533	3.067	8.733	1.092


Fri	Total Log Time	Hours /Day	Logged Lites On	Normlzd Lites On per Day	Logged Occ	Normlzd Occ per Day
Peak	192.000	24.000	23.100	2.888	8.667	1.083
Off	0.000	0.000	0.000	0.000	0.000	0.000
Sh 1	0.000	0.000	0.000	0.000	0.000	0.000
Sh 2	0.000	0.000	0.000	0.000	0.000	0.000
Total	192.000	24.000	23.100	2.888	8.667	1.083

	Logged Totals			Normalized Totals		
	Lites On	Occupied	Logged	Lites On	Occupied	% Savings
Peak	114.667	43.467	1328.850	14.497	5.495	62.1%
Off	0.000	0.000	0.000	0.000	0.000	0.0%
Sh 1	0.000	0.000	0.000	0.000	0.000	0.0%
Sh 2	0.000	0.000	0.000	0.000	0.000	0.0%
Total	114.667	43.467	1328.850	14.497	5.495	62.1%

Normalized Data

	Sun		Mon		Tue		Wed		Thu		Fri		Sat	
	LO	Occ	LO	Occ	LO	Occ	LO	Occ	LO	Occ	LO	Occ	LO	Occ
Peak	0.013	0.000	2.550	0.833	2.817	1.279	3.067	1.092	2.859	1.113	2.888	1.083	0.367	0.121
Off Peak	0.000	0.000	0.000	0.000	0.000	0.000	0.000	0.000	0.000	0.000	0.000	0.000	0.000	0.000
Sh 1	0.000	0.000	0.000	0.000	0.000	0.000	0.000	0.000	0.000	0.000	0.000	0.000	0.000	0.000
Sh 2	0.000	0.000	0.000	0.000	0.000	0.000	0.000	0.000	0.000	0.000	0.000	0.000	0.000	0.000
Total	0.013	0.000	2.550	0.833	2.817	1.279	3.067	1.092	2.859	1.113	2.888	1.083	0.367	0.121

	Logged Totals			Normalized by Day	Normalized Weekly Totals		
	Lites On	Occupied	Logged		Lites On	Occupied	% Savings
Peak	114.667	43.467	1328.850	^^^	14.497	5.495	62.1%
Off Peak	0.000	0.000	0.000		0.000	0.000	0.0%
Sh 1	0.000	0.000	0.000		0.000	0.000	0.0%
Sh 2	0.000	0.000	0.000		0.000	0.000	0.0%
Total	114.667	43.467	1328.850		14.497	5.495	62.1%



2G

Area type: Warehouse. Logger: 21530. Time delay 10 minutes. Sample Warehouse, Sample Warehouse-080805



2H

Area type: Warehouse. Logger: 22985. Time delay 10 minutes. Sample Warehouse, Sample Warehouse-080805

Energy Analysis Data by Day of Week

Sun	Total Log Time	Hours /Day	Logged Lites On	Normlzd Lites On per Day	Logged Occ	Normlzd Occ per Day
Peak	192.000	24.000	3.967	0.496	0.000	0.000
Off	0.000	0.000	0.000	0.000	0.000	0.000
Sh 1	0.000	0.000	0.000	0.000	0.000	0.000
Sh 2	0.000	0.000	0.000	0.000	0.000	0.000
Total	192.000	24.000	3.967	0.496	0.000	0.000

Tue	Total Log Time	Hours /Day	Logged Lites On	Normlzd Lites On per Day	Logged Occ	Normlzd Occ per Day
Peak	192.000	24.000	24.000	3.000	2.100	0.263
Off	0.000	0.000	0.000	0.000	0.000	0.000
Sh 1	0.000	0.000	0.000	0.000	0.000	0.000
Sh 2	0.000	0.000	0.000	0.000	0.000	0.000
Total	192.000	24.000	24.000	3.000	2.100	0.263

Thu	Total Log Time	Hours /Day	Logged Lites On	Normlzd Lites On per Day	Logged Occ	Normlzd Occ per Day
Peak	176.817	24.000	30.833	4.185	6.300	0.855
Off	0.000	0.000	0.000	0.000	0.000	0.000
Sh 1	0.000	0.000	0.000	0.000	0.000	0.000
Sh 2	0.000	0.000	0.000	0.000	0.000	0.000
Total	176.817	24.000	30.833	4.185	6.300	0.855

Sat	Total Log Time	Hours /Day	Logged Lites On	Normlzd Lites On per Day	Logged Occ	Normlzd Occ per Day
Peak	192.000	24.000	5.800	0.725	1.500	0.188
Off	0.000	0.000	0.000	0.000	0.000	0.000
Sh 1	0.000	0.000	0.000	0.000	0.000	0.000
Sh 2	0.000	0.000	0.000	0.000	0.000	0.000
Total	192.000	24.000	5.800	0.725	1.500	0.188

Mon	Total Log Time	Hours /Day	Logged Lites On	Normlzd Lites On per Day	Logged Occ	Normlzd Occ per Day
Peak	192.000	24.000	35.533	4.442	5.467	0.683
Off	0.000	0.000	0.000	0.000	0.000	0.000
Sh 1	0.000	0.000	0.000	0.000	0.000	0.000
Sh 2	0.000	0.000	0.000	0.000	0.000	0.000
Total	192.000	24.000	35.533	4.442	5.467	0.683

Wed	Total Log Time	Hours /Day	Logged Lites On	Normlzd Lites On per Day	Logged Occ	Normlzd Occ per Day
Peak	192.000	24.000	34.533	4.317	4.567	0.571
Off	0.000	0.000	0.000	0.000	0.000	0.000
Sh 1	0.000	0.000	0.000	0.000	0.000	0.000
Sh 2	0.000	0.000	0.000	0.000	0.000	0.000
Total	192.000	24.000	34.533	4.317	4.567	0.571


Fri	Total Log Time	Hours /Day	Logged Lites On	Normlzd Lites On per Day	Logged Occ	Normlzd Occ per Day
Peak	192.000	24.000	33.417	4.177	4.233	0.529
Off	0.000	0.000	0.000	0.000	0.000	0.000
Sh 1	0.000	0.000	0.000	0.000	0.000	0.000
Sh 2	0.000	0.000	0.000	0.000	0.000	0.000
Total	192.000	24.000	33.417	4.177	4.233	0.529

	Logged Totals			Normalized Totals		
	Lites On	Occupied	Logged	Lites On	Occupied	% Savings
Peak	168.083	24.167	1328.833	21.250	3.055	85.6%
Off	0.000	0.000	0.000	0.000	0.000	0.0%
Sh 1	0.000	0.000	0.000	0.000	0.000	0.0%
Sh 2	0.000	0.000	0.000	0.000	0.000	0.0%
Total	168.083	24.167	1328.833	21.250	3.055	85.6%

Normalized Data

	Sun		Mon		Tue		Wed		Thu		Fri		Sat	
	LO	Occ	LO	Occ	LO	Occ	LO	Occ	LO	Occ	LO	Occ	LO	Occ
Peak	0.496	0.000	4.442	0.683	3.000	0.263	4.317	0.571	4.185	0.855	4.177	0.529	0.725	0.188
Off Peak	0.000	0.000	0.000	0.000	0.000	0.000	0.000	0.000	0.000	0.000	0.000	0.000	0.000	0.000
Sh 1	0.000	0.000	0.000	0.000	0.000	0.000	0.000	0.000	0.000	0.000	0.000	0.000	0.000	0.000
Sh 2	0.000	0.000	0.000	0.000	0.000	0.000	0.000	0.000	0.000	0.000	0.000	0.000	0.000	0.000
Total	0.496	0.000	4.442	0.683	3.000	0.263	4.317	0.571	4.185	0.855	4.177	0.529	0.725	0.188

	Logged Totals			Normalized by Day	Normalized Weekly Totals		
	Lites On	Occupied	Logged		Lites On	Occupied	% Savings
Peak	168.083	24.167	1328.833	^^^	21.250	3.055	85.6%
Off Peak	0.000	0.000	0.000		0.000	0.000	0.0%
Sh 1	0.000	0.000	0.000		0.000	0.000	0.0%
Sh 2	0.000	0.000	0.000		0.000	0.000	0.0%
Total	168.083	24.167	1328.833		21.250	3.055	85.6%



2H

Area type: Warehouse. Logger: 22985. Time delay 10 minutes. Sample Warehouse, Sample Warehouse-080805

